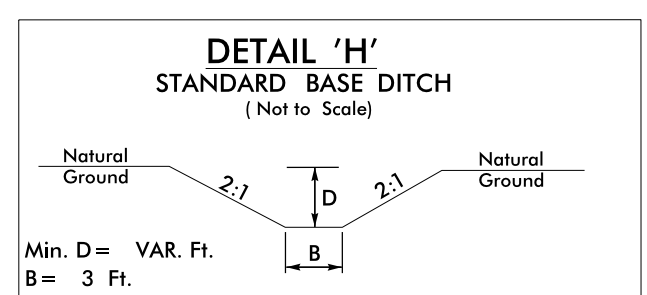
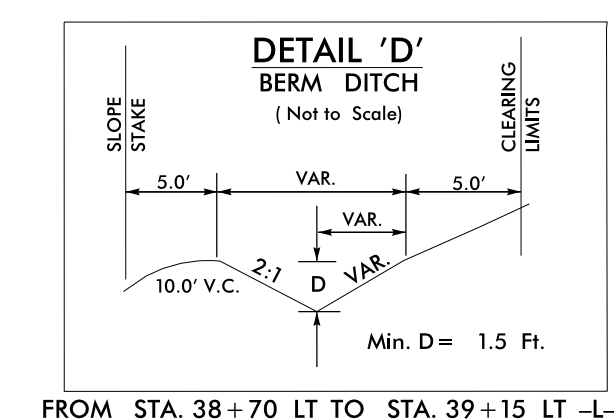
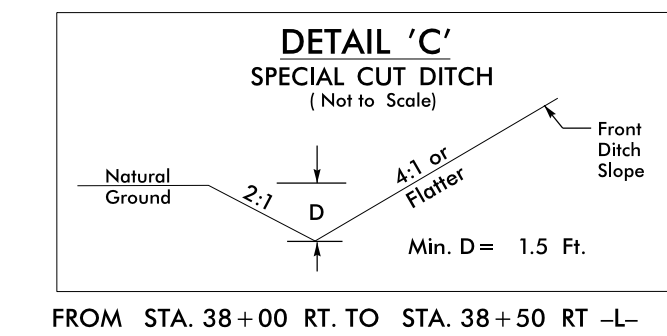
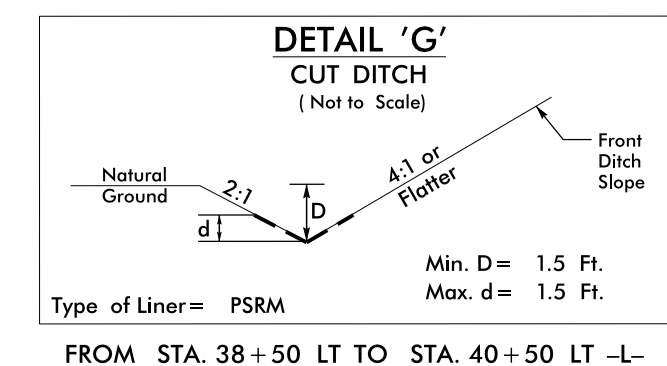
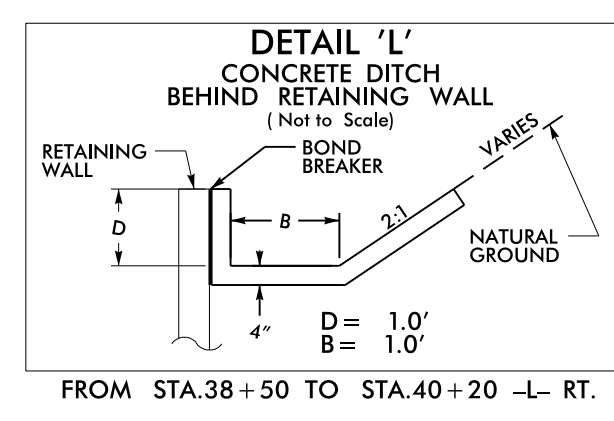


PROJECT REFERENCE NO.	SHEET NO.
R-4060	EC-10/CONST.6
RW SHEET NO.	
ROADWAY DESIGN ENGINEER	HYDRAULICS ENGINEER

Place Matting for Erosion Control
on Cut Slope as Work Allows.
-D- Sta. 23+80 to Sta. 27+73



MATCHLINE STA. 30+50 **SEE SHEET 5**

MATCHLINE STA. 41+00 **SEE SHEET 7**

34 x 10 x 3
ID 6.1

8/17/99
9/6 JUL -2016 14:19
R:\Projects\10660\10660_EC-10\10660_EC-10.pst-shee106.dgn
REVISIONS
1
2
3
4
5
6
7
8
9
10
11
12
13
14
15
16
17
18
19
20
21
22
23
24
25
26
27
28
29
30
31
32
33
34
35
36
37
38
39
40
41
42
43
44
45
46
47
48
49
50
51
52
53
54
55
56
57
58
59
60
61
62
63
64
65
66
67
68
69
70
71
72
73
74
75
76
77
78
79
80
81
82
83
84
85
86
87
88
89
90
91
92
93
94
95
96
97
98
99
100

