PROJECT REFERENCE NO.	SHEET NO.
B-5121/B-5317	Sig. 5.0

PHASING DIAGRAM

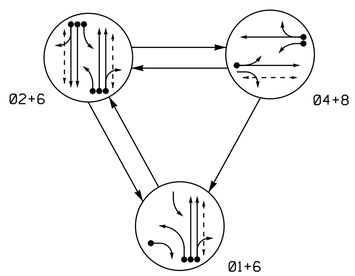

PHASING DIAGRAM DETECTION LEGEND

- DETECTED MOVEMENT
- UNDETECTED MOVEMENT (OVERLAP)
- UNSIGNALIZED MOVEMENT
- PEDESTRIAN MOVEMENT

TABLE OF OPERATION

SIGNAL FACE	PHASE 01+6	PHASE 02+6	PHASE 04+8	PHASE FLASH
11	←	F Y	~~R~~	~~Y~~
21, 22, 24	R	G	R	Y
23	~~F Y~~	~~F Y~~	~~R~~	~~Y~~
41, 42	R	R	G	R
61, 62	G	G	R	Y
81	R	R	G	R
82	R/	R	G	R
P21, P22	DW	W	DW	DRK
P61, P62	W	W	DW	DRK
P81, P82	DW	DW	W	DRK

W - Walk
DW - Don't Walk
DRK - Dark

SIGNAL FACE I.D.

All Heads L.E.D.

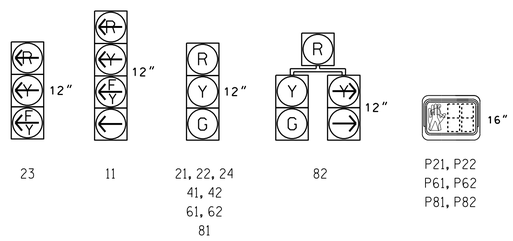

SE-PAC 2070 LOOP & DETECTOR UNIT INSTALLATION CHART

INDUCTIVE LOOPS						DETECTOR PROGRAMMING																
							TIMING		OPERATION MODE									STATUS				
LOOP NO.	SIZE (ft)	TURNS	DIST. FROM STOPBAR (ft)	NEW	EXISTING	ASSIGNED PHASE	DELAY	EXTEND (STRETCH)	0 VEHICLE	1 PEDESTRIAN	2 I. CALL	3 STOP A	4 STOP B	5 PROTFER LEFT	6 PROTFER THROUGH	7 AND	SWITCH	SYSTEM LOOPS	NEW	EXISTING
1A	6X40	2-4-2	0	-	X	1	15 SEC.	- SEC.	X	-	-	-	-	-	-	-	-	-	-	X
						6	- SEC.	- SEC.	X	-	-	-	-	-	-	-	-	-	-	X
1B	6X40	2-4-2	0	-	X	1	15 SEC.	- SEC.	X	-	-	-	-	-	-	-	-	-	-	X
2A	6X6	4	70	-	X	2	- SEC.	- SEC.	X	-	-	-	-	-	-	-	-	-	-	X
2B	6X6	4	70	X	-	2	- SEC.	- SEC.	X	-	-	-	-	-	-	-	-	X	X	-
2C	6X6	2-4-2	0	X	-	2	- SEC.	- SEC.	X	-	-	-	-	-	-	-	-	X	X	-
4A	6X40	2-4-2	0	-	X	4	3 SEC.	- SEC.	X	-	-	-	-	-	-	-	-	-	-	X
4B	6X40	2-4-2	0	-	X	4	10 SEC.	- SEC.	X	-	-	-	-	-	-	-	-	-	-	X
6A	6X6	4	70	X	-	6	- SEC.	- SEC.	X	-	-	-	-	-	-	-	-	-	-	X
6B	6X6	4	70	X	-	6	- SEC.	- SEC.	X	-	-	-	-	-	-	-	-	X	X	-
8A	6X40	2-4-2	0	-	X	8	3 SEC.	- SEC.	X	-	-	-	-	-	-	-	-	-	-	X

3 Phase
Fully Actuted
(Raleigh Signal System)

NOTES

1. Refer to "Roadway Standard Drawings NCDOT" dated January 2012 and "Standard Specifications for Roads and Structures" dated January 2012.
2. Do not program signal for late night flashing operation unless otherwise directed by the Engineer.
3. Phase 1 may be lagged.
4. Reposition existing signal heads numbered 11, 21, 22, 23, 61 and 62.
5. Set all detector units to presence mode.
6. Omit "WALK" and flashing "DON'T WALK" with no pedestrian calls.
7. Program pedestrian heads to countdown the flashing "Don't Walk" time only.
8. Pedestrian pedestals are conceptual and shown for reference only. See sheets P1-P3 for pushbutton location details.
9. Maximum times shown in timing chart are for free-run operation only. Coordinated signal system timing values supersede these values.

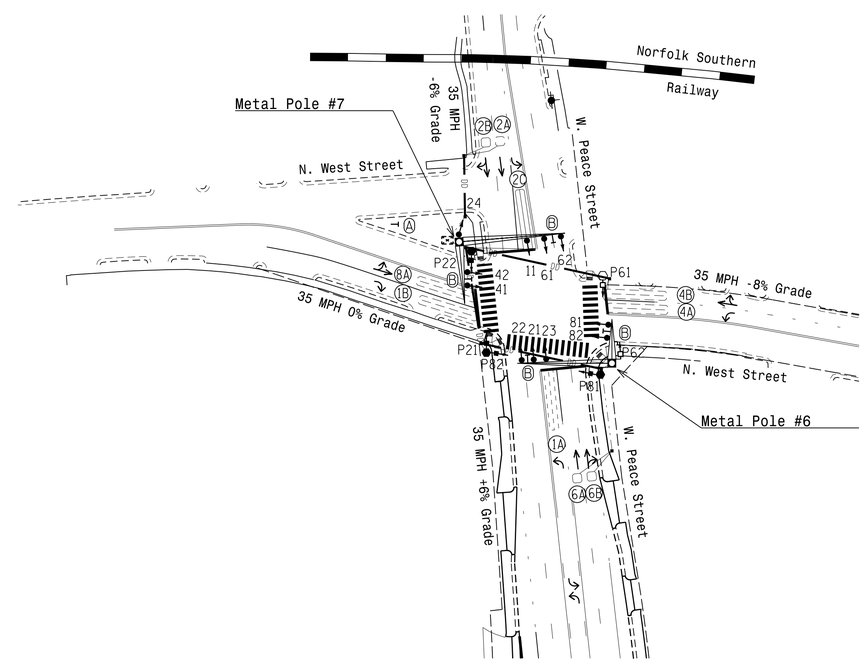

LEGEND

PROPOSED		EXISTING
	Traffic Signal Head	
	Modified Signal Head	N/A
	Sign	
	Pedestrian Signal Head With Push Button & Sign	
	Signal Pole with Guy	
	Signal Pole with Sidewalk Guy	
	Inductive Loop Detector	
	Controller & Cabinet	
	Junction Box	
	2-in Underground Conduit	
N/A	Right of Way	
	Directional Arrow	
N/A	Directional Drill	DD
	Metal Pole with Mastarm	
	Type II Signal Pedestal	
N/A	Railroad Tracks	
N/A	Curb Ramp	
A	"YIELD" Sign (R1-2)	A
A	Street Name Sign (D3-1)	B

SE-PAC 2070 TIMING CHART

FEATURE	PHASE 1	PHASE 2	PHASE 4	PHASE 6	PHASE 8
Min Green *	7	10	7	10	7
Passage Gap *	2.0	3.0	1.0	3.0	2.0
Maximum Green *	15	30	20	30	20
Yellow Change	3.0	4.3	4.5	4.3	3.8
Red Clear	2.3	1.8	1.5	1.8	1.5
Walk *	-	7	-	7	7
Pedestrian Clear	-	9	-	10	14
Added Initial *	-	-	-	-	-
Maximum Initial *	-	-	-	-	-
Time Before Reduction *	-	-	-	-	-
Time To Reduce *	-	-	-	-	-
Minimum Gap	-	-	-	-	-
Recall Mode	-	MIN RECALL	-	MIN RECALL	-
Vehicle Call Memory	NON-LOCK	LOCK	NON-LOCK	LOCK	NON-LOCK
Dual Entry	-	-	ON	-	ON
Simultaneous Gap	ON	ON	ON	ON	ON

* These values may be field adjusted. Do not adjust Min Green and Extension times for phases 2 and 6 lower than what is shown. Min Green for all other phases should not be lower than 4 seconds.

DOCUMENT NOT CONSIDERED FINAL UNLESS ALL SIGNATURES COMPLETED

Signal Upgrade - Final Design (TMP Area II, Phase II)

Prepared in the Offices of:
Transportation Mobility and Safety Division
Signal Design Section
750 N.Greenfield Pkwy,Garner,NC 27529

W. Peace Street
at
N. West Street

Division 5 Wake County Raleigh

PLAN DATE: December 2015 REVIEWED BY:
PREPARED BY: I. O. Umozurike REVIEWED BY:

SCALE 0 50 1"=50'

REVISIONS	INIT.	DATE

SEAL
NORTH CAROLINA PROFESSIONAL SEAL 026486 ENGINEER ROBERT J. ZIEMBA

DocuSigned by: 1/29/2016
SIGNATURE DATE
SIG. INVENTORY NO. R-0046

28-JAN-2016 14:27
P:*IProjects\B-5121\Traffic\Signals\Design\Signals\R-0046\R0046_sig_dsn_20160129.dgn
rziemba