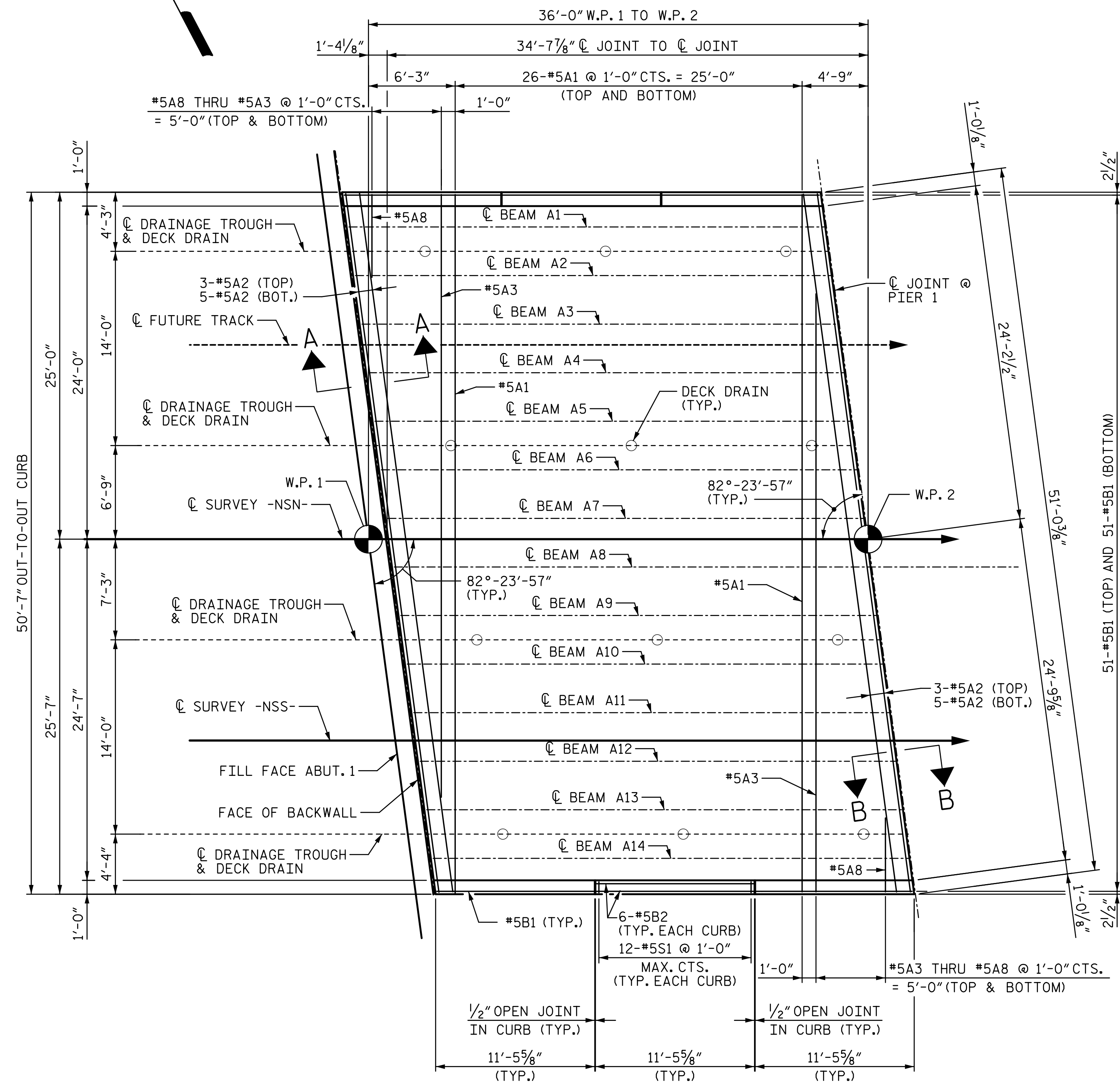
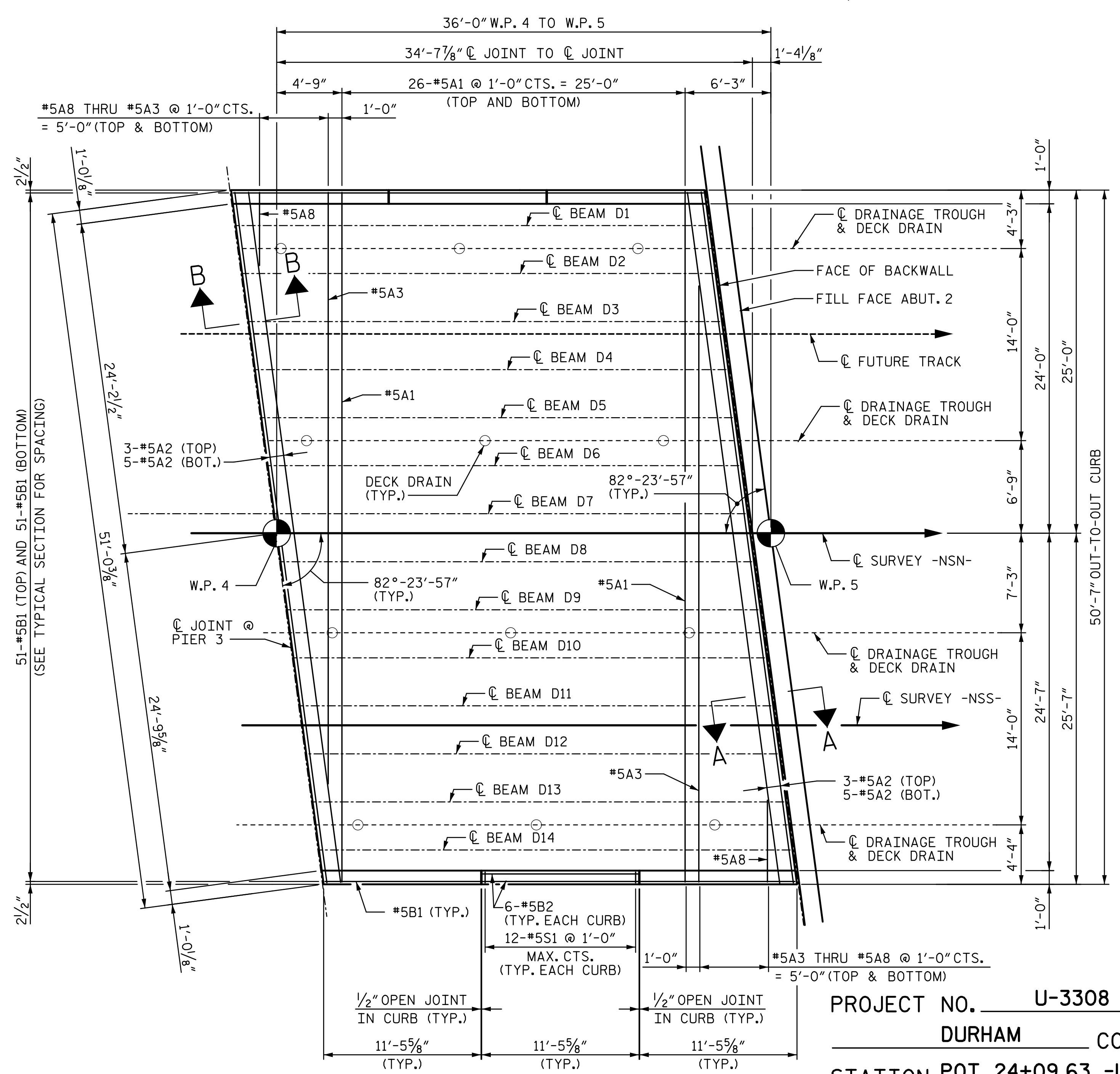


NOTES:

1. FOR OPEN JOINT IN CURB DETAILS, SEE "DECK JOINT DETAILS" SHEET.
2. FOR DECK DRAIN LOCATIONS, SEE "STRUCTURE DRAINAGE SYSTEM" SHEET.
3. FOR SECTION A-A AND B-B, SEE "DECK JOINT DETAILS" SHEET.



PLAN - SPAN A
(ABUTMENTS AND PIERS ARE PARALLEL)



PLAN - SPAN D
(ABUTMENTS AND PIERS ARE PARALLEL)

PROJECT NO. U-3308
 DURHAM COUNTY
 STATION: POT 24+09.63 -LALT-
POT 21+11.43 -NSN-


SHEET 1 OF 3

STATE OF NORTH CAROLINA
 DEPARTMENT OF TRANSPORTATION
 RALEIGH

**PLAN OF SPAN
 SPANS A & D**

REVISIONS				SHEET NO.	
NO.	BY:	DATE:	NO.	BY:	DATE:
1			3		
2			4		

TOTAL SHEETS: 44



STV / Ralph Whitehead Associates, Inc.
 900 W Trade Street, Suite 715
 Charlotte, NC 28202
 NC License No. F-0991

DOCUMENT NOT CONSIDERED FINAL
 UNLESS ALL SIGNATURES COMPLETED

I:\PROJ\2513251\ustation\struct\Final\403_010_U3308_SMU_POS01.dgn
 3/30/2015 1:40:13 PM
 olveyac

DRAWN BY: MTC DATE: 06-14
 CHECKED BY: DJM DATE: 06-14