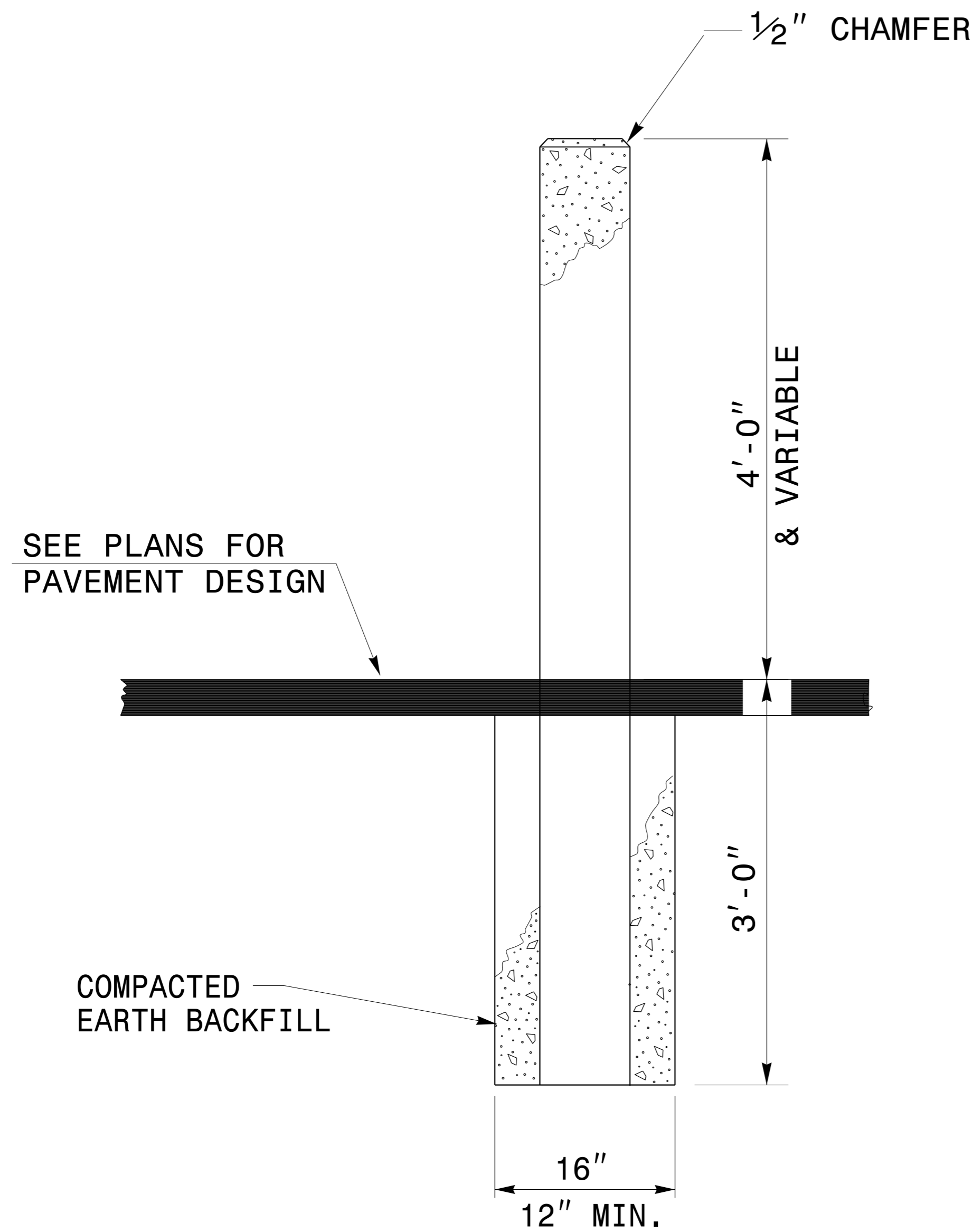
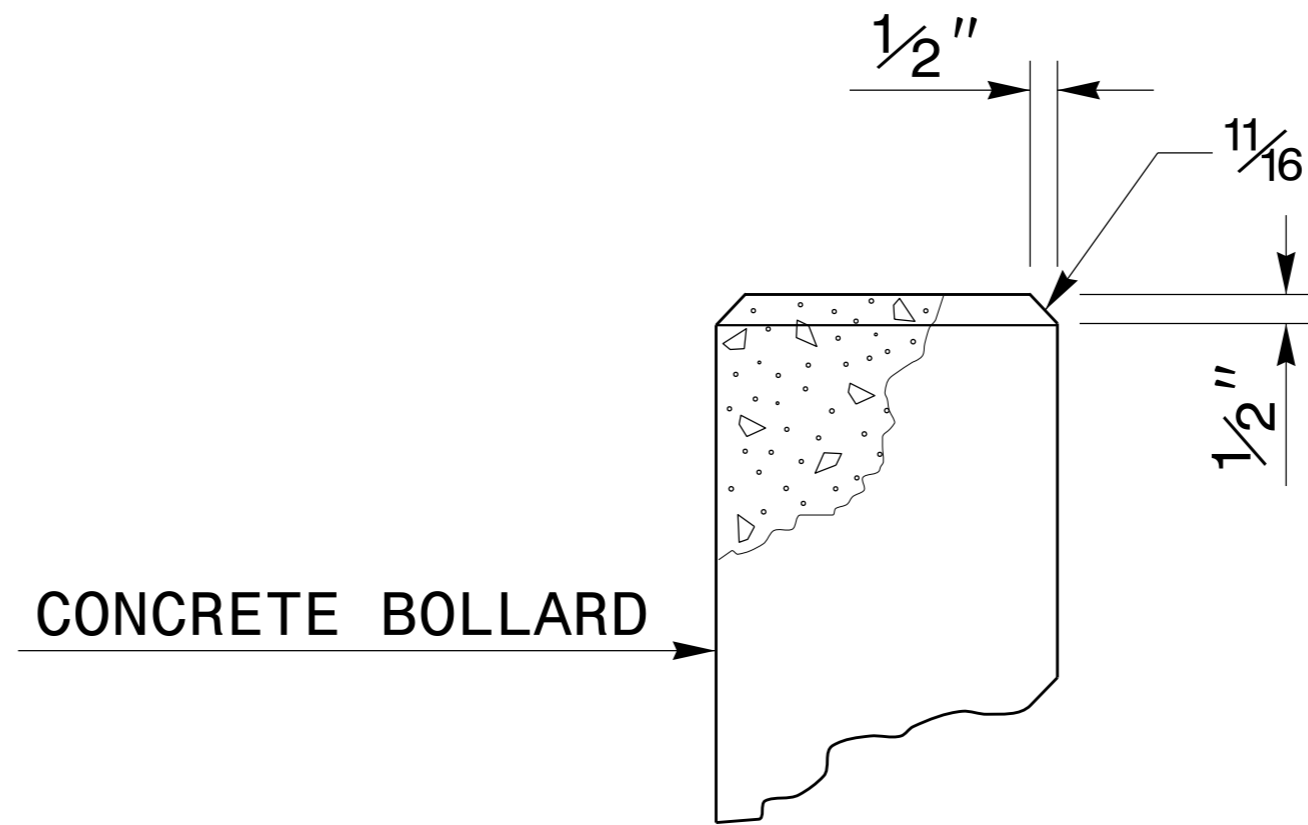


PLAN



**CROSS-SECTION VIEW
SECTION A-A**




BOLLARD ELEVATION VIEW

GENERAL NOTES:

- CONSTRUCT THE BOLLARDS CLASS "B" CONCRETE AND IN CONJUNCTION WITH THE NC ROADWAY SPECIFICATIONS.
- PLACE BOLLARDS AS SHOWN IN THE ROADWAY PLANS AND AS DIRECTED BY THE ENGINEER.

C:\METRIC\CON\STAND\BOLLARD.DGN
 USER: JSM
 DATE: 11/16/2015 10:58:11 AM
 PLOT: 11/16/2015 10:58:11 AM
 PLOT SCALE: 1.0000
 PLOT SIZE: 11.0000 x 17.0000
 PLOT ORIGIN: 0.0000, 0.0000
 PLOT UNIT: INCHES
 PLOT PAPER: A
 PLOT PAPER SIZE: 11.0000 x 17.0000
 PLOT PAPER ORIGIN: 0.0000, 0.0000
 PLOT PAPER SCALE: 1.0000
 PLOT PAPER UNIT: INCHES
 PLOT PAPER ORIGIN: 0.0000, 0.0000
 PLOT PAPER SCALE: 1.0000
 PLOT PAPER UNIT: INCHES



CONTRACT STANDARDS AND DEVELOPMENT UNIT Office 919-707-6950 FAX 919-250-4119	
DETAIL OF CONCRETE BOLLARDS	
ORIGINAL BY: T.S. Spell	DATE: 6-15-01
MODIFIED BY:	DATE:
CHECKED BY:	DATE:
FILE SPEC.: w:detail/metric/stand/bollard.dgn	