


DOCUMENT NOT CONSIDERED FINAL
UNLESS ALL SIGNATURES COMPLETED

PROJECT REFERENCE NO. **B-4490** SHEET NO. **UC-3B**

DESIGNED BY: .
DRAWN BY: **NONE**
CHECKED BY: .
APPROVED BY: .
REVISED:
NORTH CAROLINA
DEPARTMENT OF
TRANSPORTATION
UTILITIES ENGINEERING SEC.
PHONE: (919) 707-6690
FAX: (919) 250-4151



UTILITY CONSTRUCTION

- CONTRACTOR SHALL REPAIR ALL WATER LATERALS AND MAINS DAMAGED DURING CONSTRUCTION. THE CONTRACTOR SHALL REPORT IMMEDIATELY ALL WATER MAIN AND LATERAL BREAKS TO THE FAYPWC PROJECT COORDINATOR. THE CONTRACTOR SHALL INITIATE IMMEDIATE REPAIRS IN ACCORDANCE WITH FAYPWC STANDARDS. CONTRACTOR SHALL NOT OPERATE FAYPWC WATER MAIN VALVES WITHOUT FAYPWC APPROVAL AND SHALL COORDINATE ALL VALVE CLOSINGS WITH FAYPWC.
- THE CONTRACTOR SHALL NOT USE HOUSE HOSE BIBBS OR ANY OTHER METHOD OF BLOW OFF WHICH ALLOWS DOMESTIC WATER CONTAINING SEDIMENTS OR HIGH LEVELS OF CHLORINE TO PASS THRU RESIDENTS METERS. THE CONTRACTOR SHALL BE RESPONSIBLE FOR ALL DAMAGES RESULTING FROM ALLOWING "DIRTY" WATER TO ENTER RESIDENTS' PLUMBING SYSTEM, SUCH AS WATER HEATERS, STAINED CLOTHING, CLOGGED SCREENS, ETC.
- WATER MAINS AND LATERALS SHALL BE INSTALLED UTILIZING A FAYPWC APPROVED CUT-SHEET INDICATING INSTALLATION DEPTH.
- TRANSFER OF WATER SERVICES SHALL BE ACCOMPLISHED AS FOLLOWS:
 - INSTALL TEST AND STERILIZE NEW MAIN AND LATERALS. LATERALS SHALL BE INSTALLED 18" INSIDE R/W UNLESS OTHERWISE DIRECTED BY FAYPWC.
 - TRANSFER EXISTING METER TO NEW METER BOX AND THE NEW WATER LATERAL TO EXISTING DOMESTIC SERVICE UTILIZING BRASS FITTINGS. SAME METER NUMBER SHALL BE INSTALLED ON SAME ADDRESS AND/OR CUSTOMER. BLOW OFF SERVICE AT HOSE BIBB ON HOUSE ONLY AFTER METER HAS BEEN TRANSFERRED.
 - AFTER ALL SERVICES ARE TRANSFERRED TO THE NEW SYSTEM, SHUT OFF VALVE ON EXISTING SYSTEM AND ABANDON EXISTING MAINS IN ACCORDANCE WITH FAYPWC DETAILS.
 - CONTRACTOR SHALL SUPPLY NEW METER BOXES AND DISPOSE OF EXISTING METER BOXES.
- WHEN MAIN IS NOT TO BE ABANDONED, CONTRACTOR SHALL UNCOVER OLD CORPORATION AT MAIN, CLOSE AND PLUG CORPORATION TO ABANDON OLD SERVICE.
- SEPARATION REQUIREMENTS:
 - LATERAL SEPARATION OF SEWERS AND WATER MAINS:** WATER MAINS SHALL BE LAID AT LEAST 10 FEET Laterally FROM EXISTING OR PROPOSED SEWER MAIN/LATERAL, UNLESS LOCAL CONDITIONS OR BARRIERS PREVENT A 10-FOOT LATERAL SEPARATION - IN WHICH CASE:
 - THE WATER MAIN IS LAID IN A SEPARATE TRENCH, WITH THE ELEVATION OF THE BOTTOM OF THE WATER MAIN AT LEAST 18 INCHES ABOVE THE TOP OF THE SEWER MAIN/LATERAL; OR
 - THE WATER MAIN IS LAID IN THE SAME TRENCH AS THE SEWER MAIN/LATERAL WITH THE WATER MAIN LOCATED AT ONE SIDE ON A BENCH OF UNDISTURBED EARTH AND WITH THE ELEVATION OF THE BOTTOM OF THE WATER MAIN AT LEAST 18 INCHES ABOVE THE TOP OF THE SEWER MAIN/LATERAL.

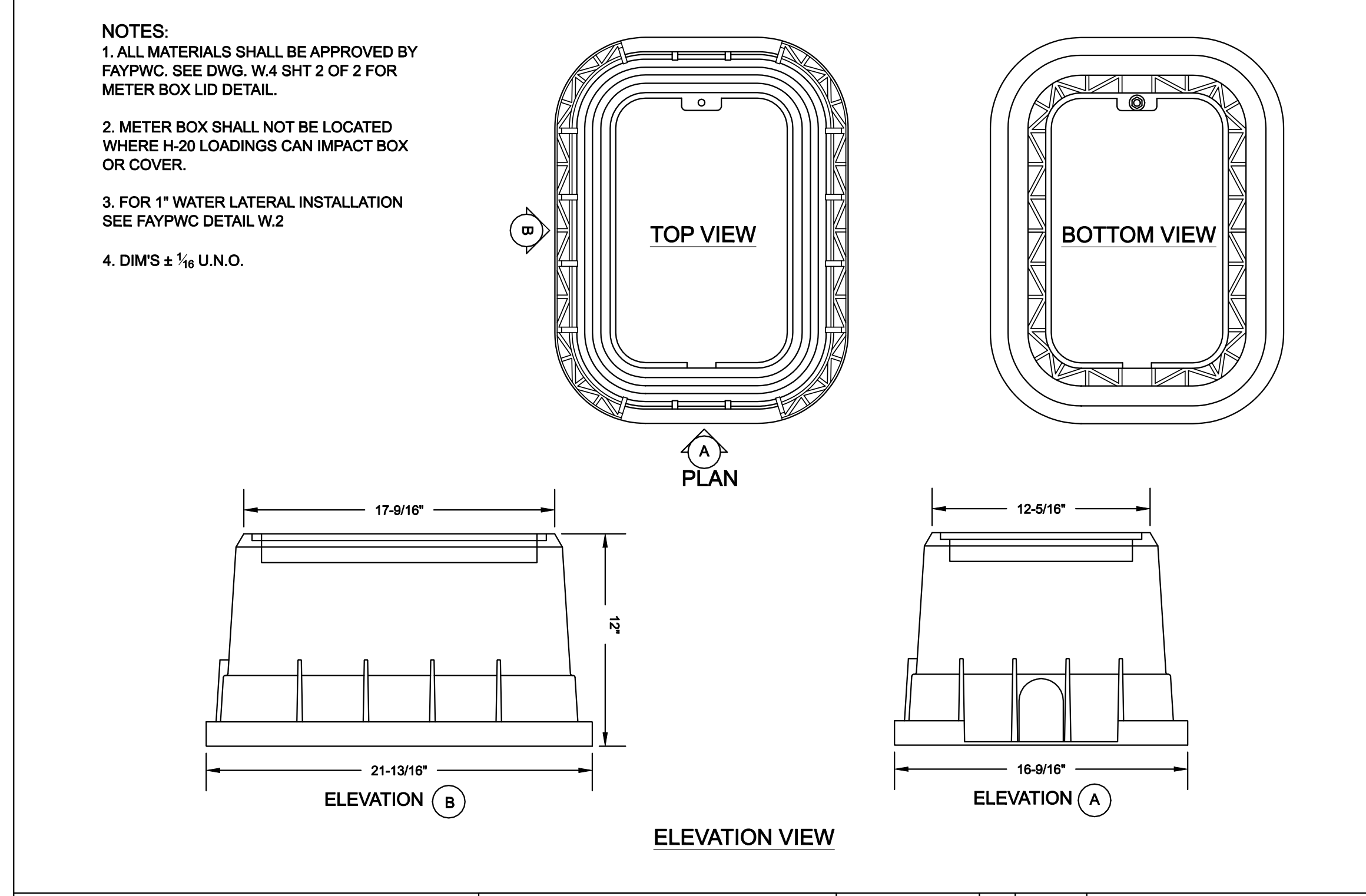
WATER UTILITY NOTES			PUBLIC WORKS COMMISSION FAYETTEVILLE, N.C.											
SHEET NO. 1 OF 2	DWG. NO.	W.1	DWG. BY:	FAYPWC										
	DATE:	JULY 01, 2015	APPROVED BY:	J.E.G.										
			<table border="1"> <thead> <tr> <th>NO.</th> <th>DATE</th> <th>REVISION</th> </tr> </thead> <tbody> <tr> <td>1</td> <td>JAN 05</td> <td>REVISED NOTE 5A</td> </tr> <tr> <td>2</td> <td>JUL 11</td> <td>REVISED NOTES & ADDED NOTE 6</td> </tr> </tbody> </table>			NO.	DATE	REVISION	1	JAN 05	REVISED NOTE 5A	2	JUL 11	REVISED NOTES & ADDED NOTE 6
NO.	DATE	REVISION												
1	JAN 05	REVISED NOTE 5A												
2	JUL 11	REVISED NOTES & ADDED NOTE 6												

2015-W1 WATER UTILITY NOTES.dwg

- WATER OUTAGES:** THE CONTRACTOR SHALL SCHEDULE A COORDINATION MEETING WITH THE FAYPWC PROJECT COORDINATOR AND PROJECT ENGINEER A MINIMUM OF THREE (3) WORKING DAYS PRIOR TO ANY PLANNED WATER OUTAGE. THE COORDINATION MEETING SHALL BE CONDUCTED PRIOR TO ANY NOTICES BEING ISSUED. ADDITIONALLY, THE CONTRACTOR SHALL LOCATE (VERTICALLY AND HORIZONTALLY) ANY UTILITIES WITHIN THE WORK AREA, IN ACCORDANCE WITH THESE CONTRACT DOCUMENTS. THE LOCATIONS OF ALL UTILITIES WITHIN THE WORK AREA SHALL BE DETERMINED PRIOR TO THE COORDINATION MEETING. ANY CONFLICTS WITH THE PENDING WORK AND THE EXISTING UTILITIES SHALL BE IDENTIFIED, AND A PLAN FOR RESOLVING ANY CONFLICTS SHALL BE PRESENTED. THE PURPOSE OF THIS COORDINATION MEETING IS TO ENSURE THAT THE CONTRACTOR HAS A GOOD UNDERSTANDING OF THE REQUIREMENTS RELATED TO THE PENDING OUTAGE. VERIFY THAT THERE ARE NO UTILITY CONFLICTS THAT WILL PREVENT THE WORK FROM BEING COMPLETED. ALL EQUIPMENT IS IN GOOD WORKING ORDER. ALL EQUIPMENT IS FUNCTIONAL. ALL MATERIALS ARE ON SITE, ALL NECESSARY TOOLS ARE ON SITE, DISCUSS ANY NECESSARY CONTINGENCY PLANS, AND ANY OTHER ITEMS NECESSARY TO ENSURE THAT THE FAYETTEVILLE PUBLIC WORKS COMMISSION HAS CONFIDENCE THAT THE WORK CAN BE ACCOMPLISHED WITHIN THE GIVEN TIME PERIOD. SHOULD, FOR ANY REASON, THE FAYETTEVILLE PUBLIC WORKS COMMISSION DEEM THAT THE CONTRACTOR IS NOT PREPARED FOR THE PROPOSED OUTAGE, THE OUTAGE NOTIFICATIONS WILL NOT BE DISTRIBUTED AND THE OUTAGE SHALL BE POSTPONED A MINIMUM OF TWO (2) WEEKS. THE FAYETTEVILLE PUBLIC WORKS COMMISSION WILL PROVIDE WRITTEN NOTIFICATION TO THE CONTRACTOR OF THIS DECISION. NO ADDITIONAL CONTRACT TIME WILL BE GRANTED FOR THIS DELAY. SHOULD THE CONTRACT TIME EXPIRE WITHIN THAT TWO (2) WEEK PERIOD, THE FAYETTEVILLE PUBLIC WORKS COMMISSION RESERVES THE RIGHT TO ASSESS LIQUIDATED DAMAGES, AS OUTLINED IN THESE CONTRACT DOCUMENTS.
- ONCE THE WATER OUTAGE NOTIFICATIONS HAVE BEEN ISSUED, A FOLLOW-UP COORDINATION MEETING WITH THE FAYPWC PROJECT COORDINATOR AND PROJECT ENGINEER SHALL BE HELD A MINIMUM OF 24 HOURS PRIOR TO THE SCHEDULED OUTAGE. THE PURPOSE OF THIS MEETING IS TO VERIFY THAT THE CONTRACTOR IS PREPARED TO PROCEED WITH THE OUTAGE, AND THAT ALL EQUIPMENT, MATERIALS, TOOLS, AND ALL OTHER INCIDENTALS ARE ON THE PROJECT SITE AND FUNCTIONING. IF FOR ANY REASON THE FAYETTEVILLE PUBLIC WORKS COMMISSION DEEMS THAT THE CONTRACTOR IS NOT PREPARED, THE OUTAGE SHALL BE POSTPONED AND ALL CUSTOMERS IMMEDIATELY NOTIFIED OF THE CANCELLATION. THE OUTAGE SHALL BE POSTPONED A MINIMUM OF TWO (2) WEEKS. NO ADDITIONAL CONTRACT TIME WILL BE GRANTED FOR THIS DELAY. SHOULD THE CONTRACT TIME EXPIRE WITHIN THAT TWO (2) WEEK PERIOD, THE FAYETTEVILLE PUBLIC WORKS COMMISSION RESERVES THE RIGHT TO ASSESS LIQUIDATED DAMAGES, AS OUTLINED IN THESE CONTRACT DOCUMENTS.

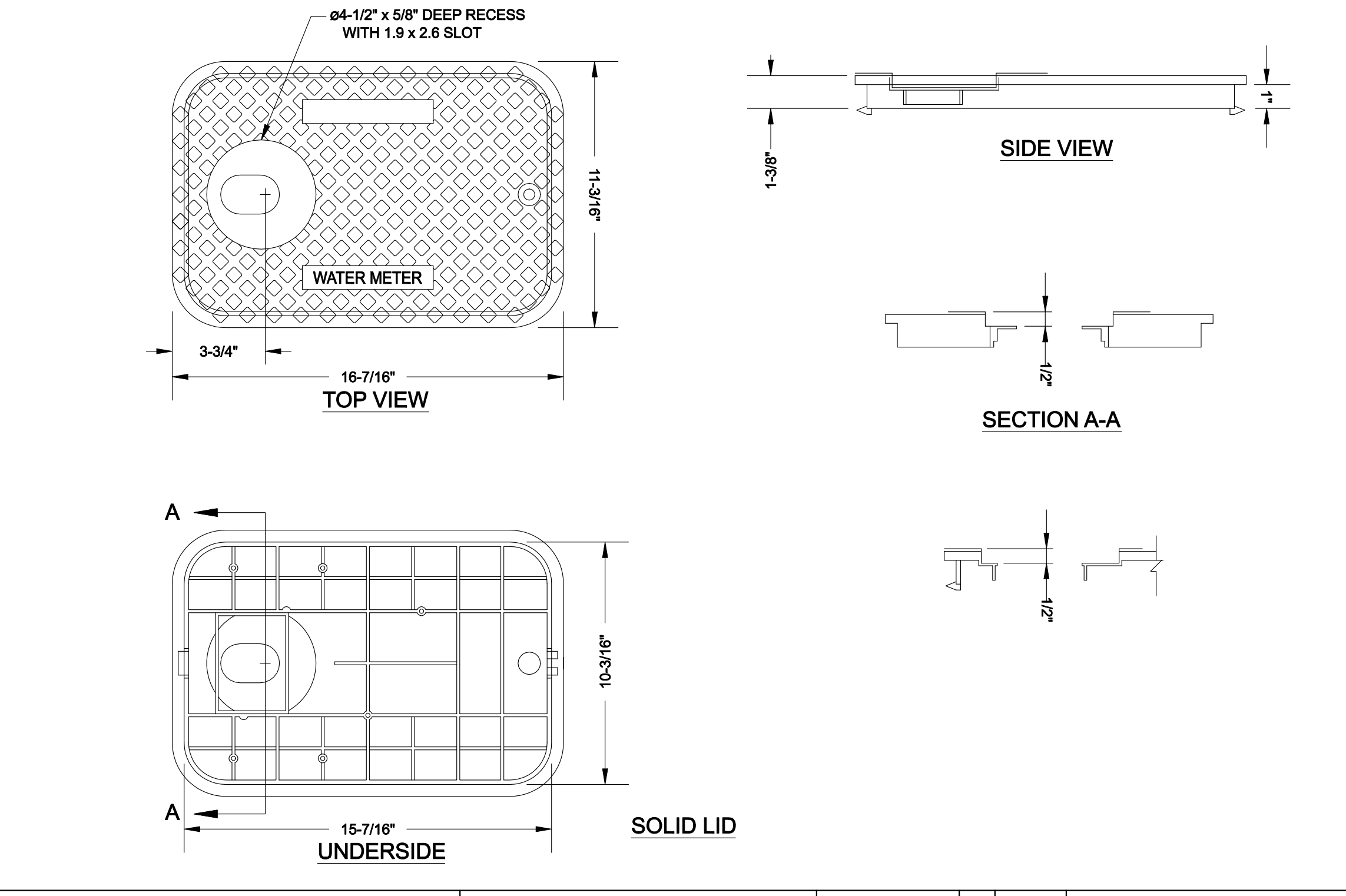
WATER UTILITY NOTES			PUBLIC WORKS COMMISSION FAYETTEVILLE, N.C.											
SHEET NO. 2 OF 2	DWG. NO.	W.1	DWG. BY:	FAYPWC										
	DATE:	JULY 01, 2015	APPROVED BY:	J.E.G.										
			<table border="1"> <thead> <tr> <th>NO.</th> <th>DATE</th> <th>REVISION</th> </tr> </thead> <tbody> <tr> <td>1</td> <td>JAN 05</td> <td>REVISED NOTE 5A</td> </tr> <tr> <td>2</td> <td>JUL 11</td> <td>REVISED NOTES & ADDED NOTE 6</td> </tr> </tbody> </table>			NO.	DATE	REVISION	1	JAN 05	REVISED NOTE 5A	2	JUL 11	REVISED NOTES & ADDED NOTE 6
NO.	DATE	REVISION												
1	JAN 05	REVISED NOTE 5A												
2	JUL 11	REVISED NOTES & ADDED NOTE 6												

2015-W1 WATER UTILITY NOTES.dwg



1-INCH METER BOX DETAILS N.T.S.			PUBLIC WORKS COMMISSION FAYETTEVILLE, N.C.								
SHEET NO. 1 OF 2	DWG. NO.	W.4	DWG. BY:	FAYPWC							
	DATE:	JULY 01, 2015	APPROVED BY:	J.E.G.							
			<table border="1"> <thead> <tr> <th>NO.</th> <th>DATE</th> <th>REVISION</th> </tr> </thead> <tbody> <tr> <td>1</td> <td>3/10</td> <td>CHANGED BOX DIMENSIONS</td> </tr> </tbody> </table>			NO.	DATE	REVISION	1	3/10	CHANGED BOX DIMENSIONS
NO.	DATE	REVISION									
1	3/10	CHANGED BOX DIMENSIONS									

2015-W4 1IN METERBOX.dwg



1-INCH METER BOX LID N.T.S.			PUBLIC WORKS COMMISSION FAYETTEVILLE, N.C.														
SHEET NO. 2 OF 2	DWG. NO.	W.4	DWG. BY:	FAYPWC													
	DATE:	JULY 01, 2015	APPROVED BY:	J.E.G.													
			<table border="1"> <thead> <tr> <th>NO.</th> <th>DATE</th> <th>REVISION</th> </tr> </thead> <tbody> <tr> <td>1</td> <td>7/07</td> <td>REVISED LID</td> </tr> <tr> <td>1</td> <td>3/10</td> <td>CHANGED BOX & LID DIMENSIONS</td> </tr> <tr> <td>2</td> <td>01/15</td> <td>REVISED LID</td> </tr> </tbody> </table>			NO.	DATE	REVISION	1	7/07	REVISED LID	1	3/10	CHANGED BOX & LID DIMENSIONS	2	01/15	REVISED LID
NO.	DATE	REVISION															
1	7/07	REVISED LID															
1	3/10	CHANGED BOX & LID DIMENSIONS															
2	01/15	REVISED LID															

2015-W4 1IN METERBOX.dwg

Prepared by:
AECOM
AECOM TECHNICAL SERVICES OF NORTH CAROLINA, INC.
701 CORPORATE CENTER DRIVE, SUITE 475, RALEIGH, NC 27607
919-854-6200 919-854-6259 (fax)
F - 0342

DATE: 6/22/2016
TIME: 7:32:01 AM
DRN: B4490_UF_pwr_03B.dgn