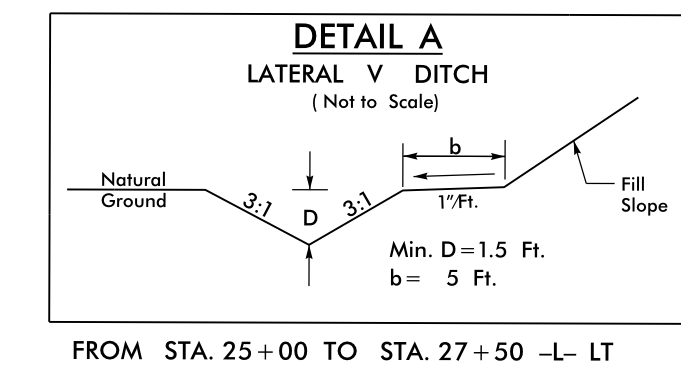
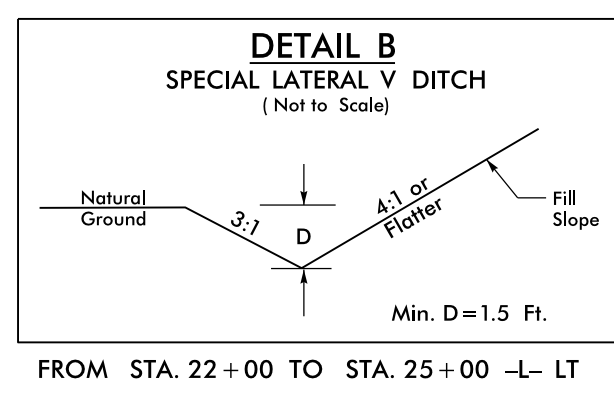
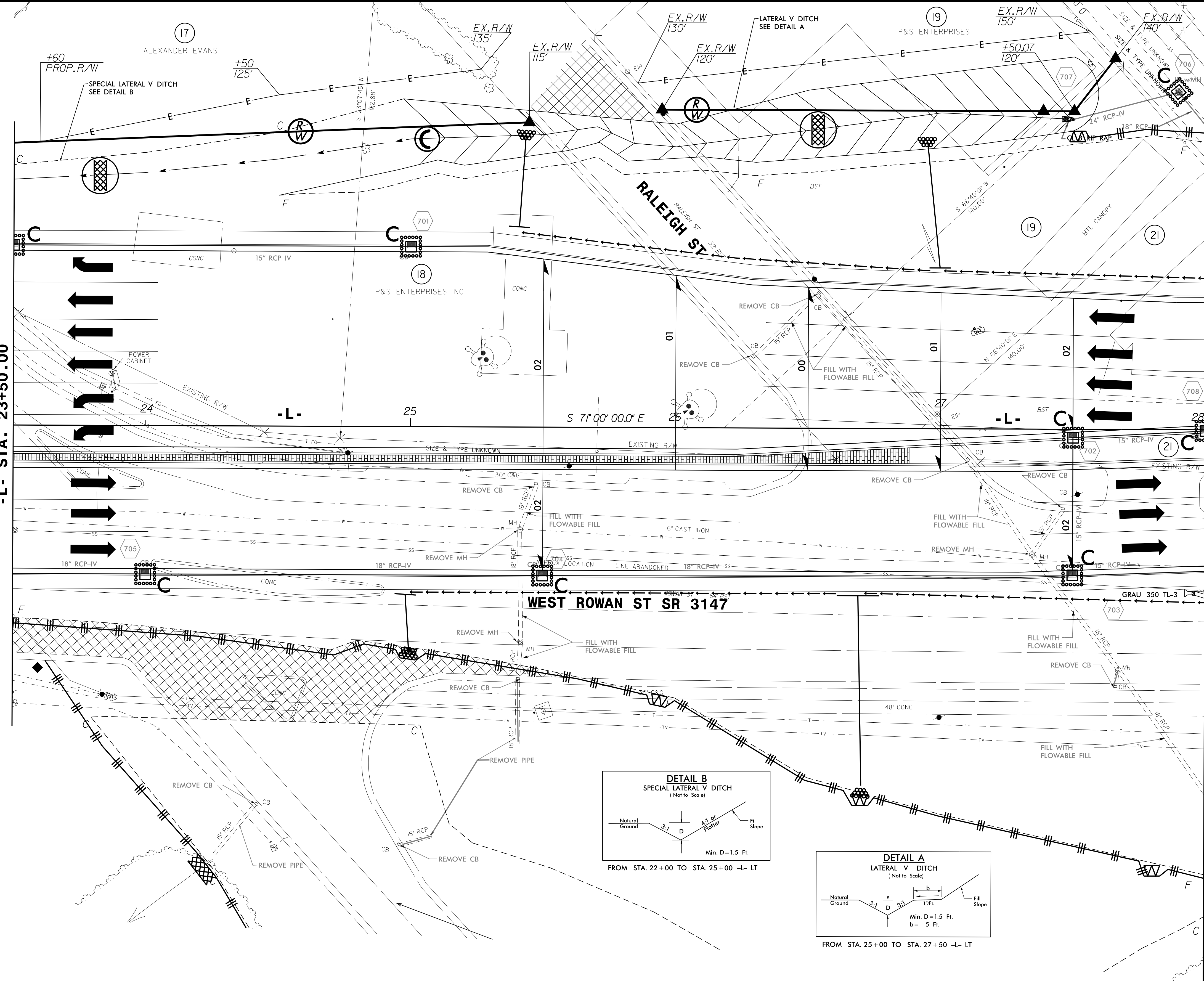



PROJECT REFERENCE NO. B-4490	SHEET NO. EC-26/CONST.7
RW SHEET NO.	
ROADWAY DESIGN ENGINEER	HYDRAULICS ENGINEER

MATCH LINE SEE SHEET 6
-L- STA. 23+50.00

MATCH LINE SEE SHEET 8
-L- STA. 28+00.00



NOTE:
UTILIZE FABRIC INSERT INLET PROTECTION DEVICE IN LIEU OF ROCK INLET SEDIMENT TRAP TYPE C AT LOCATIONS WHERE RIST-C CANNOT BE PROPERLY INSTALLED OR IN AREAS WHERE RIST-C MAY POND WATER ON ROADWAY OPEN TO TRAFFIC.



8/17/99
21-AUG-2015 15:44
R:\Projects\B4490\Drawings\EC-26\CONST.7.dgn
REVISIONS: 1, 2, 3, 4, 5, 6, 7, 8, 9, 10, 11, 12, 13, 14, 15, 16, 17, 18, 19, 20, 21, 22, 23, 24, 25, 26, 27, 28, 29, 30, 31, 32, 33, 34, 35, 36, 37, 38, 39, 40, 41, 42, 43, 44, 45, 46, 47, 48, 49, 50, 51, 52, 53, 54, 55, 56, 57, 58, 59, 60, 61, 62, 63, 64, 65, 66, 67, 68, 69, 70, 71, 72, 73, 74, 75, 76, 77, 78, 79, 80, 81, 82, 83, 84, 85, 86, 87, 88, 89, 90, 91, 92, 93, 94, 95, 96, 97, 98, 99, 100