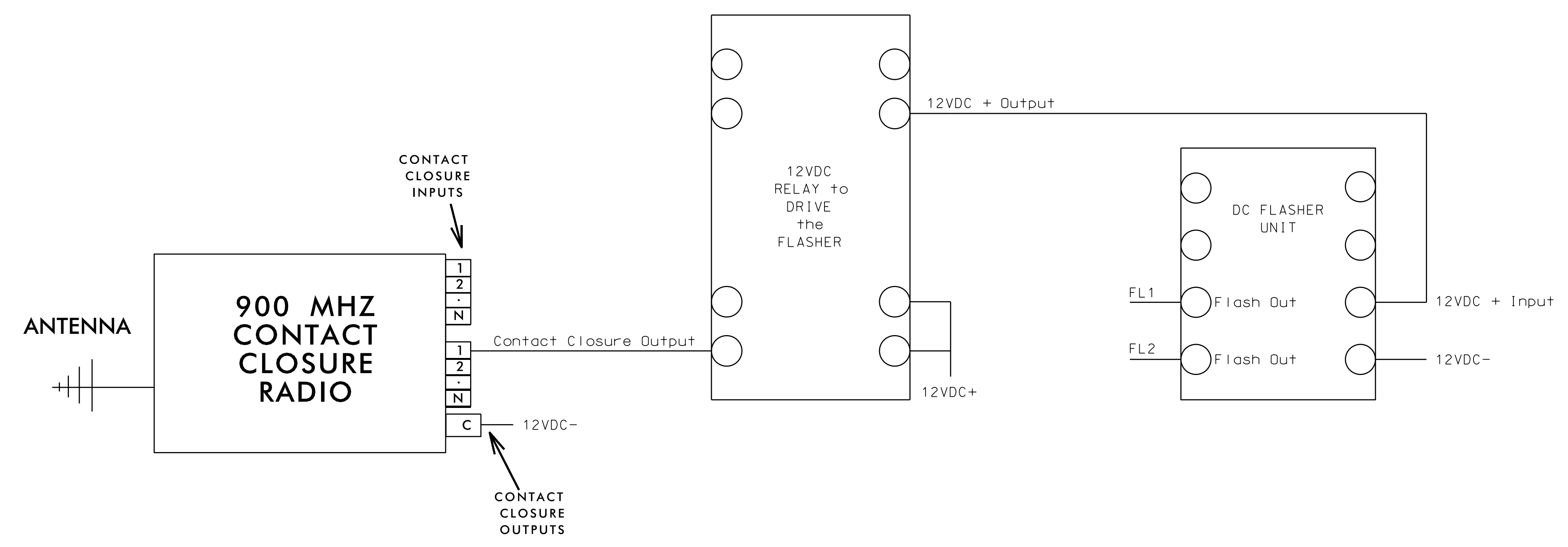


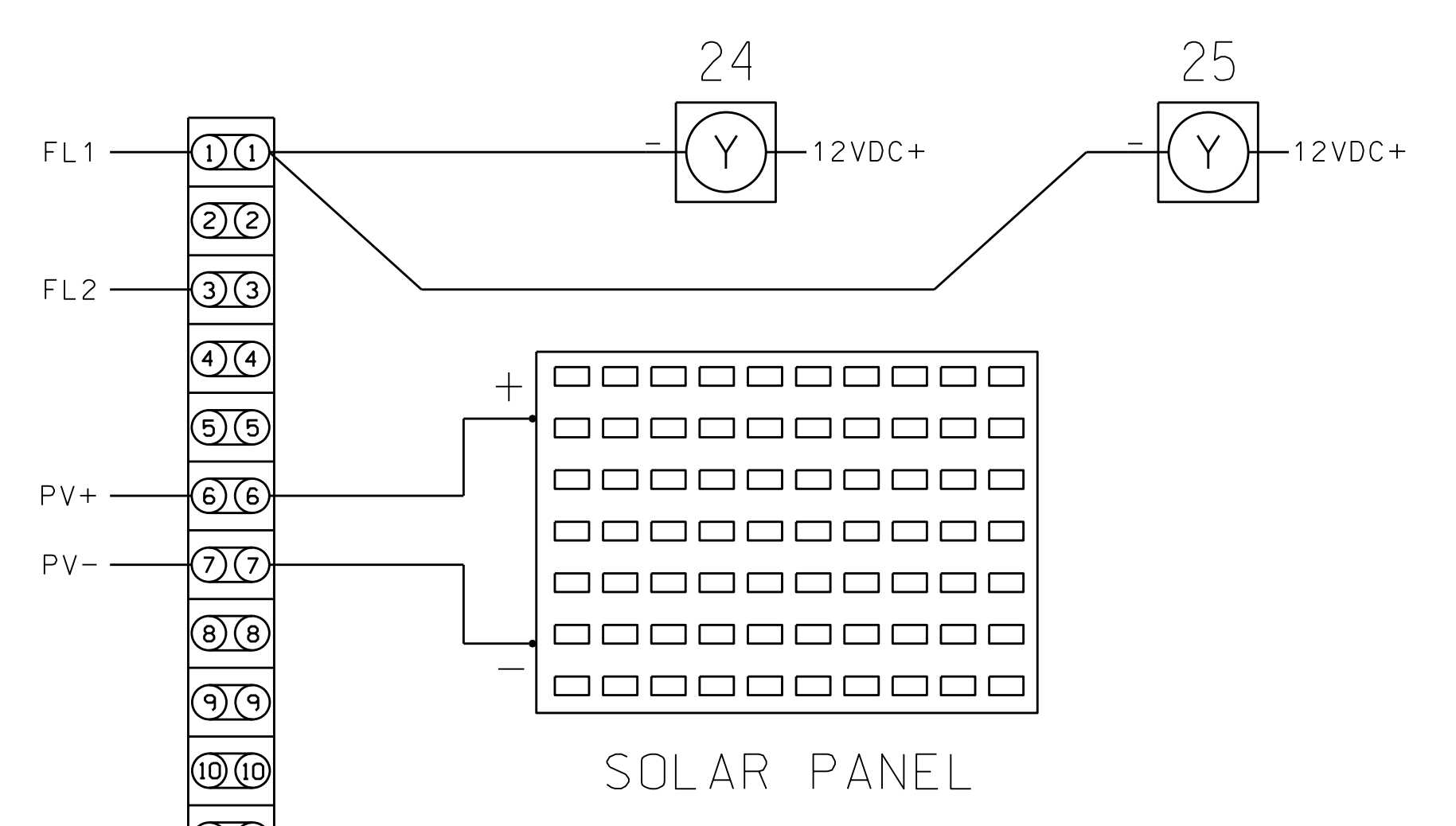
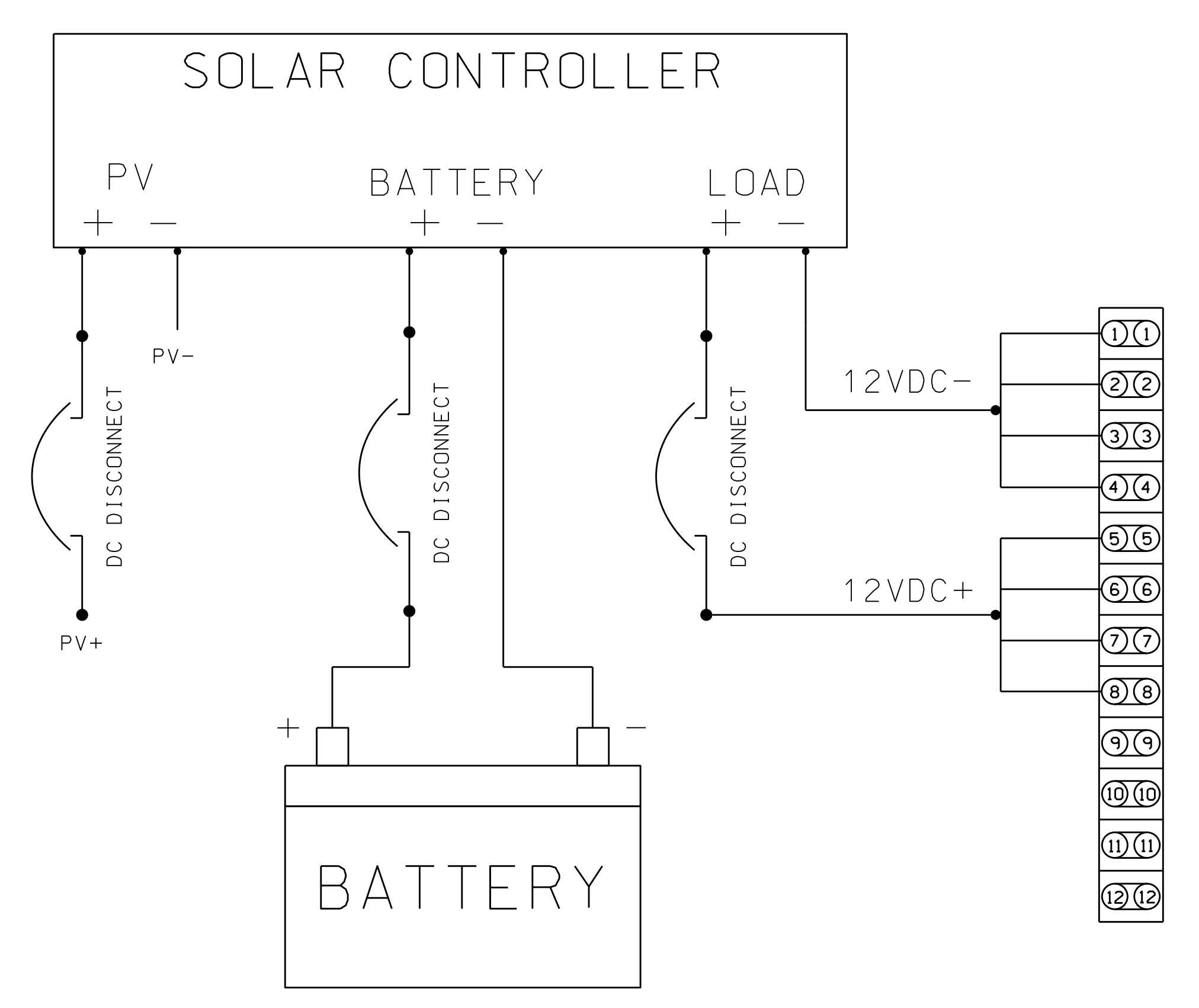
## ADVANCE BEACON RELAY CONTROL AND SIGN WIRING DETAIL AT REMOTE CABINET



### CABINET NOTES

1. ALL EQUIPMENT SHALL BE LOCATED WITHIN POLE MOUNTED TYPE 3R CABINET.
2. DC FLASHER UNIT SWITCHES THE NEGATIVE SIDE OF THE LOAD.
3. POWER FOR ALL COMPONENTS LOCATED AT REMOTE SITE SHALL BE SOURCED BY SOLAR POWER SYSTEM.
4. ALL WIRES ARE 16 AWG.

### REMOTE CABINET SOLAR POWER



THIS ELECTRICAL DETAIL IS FOR  
 THE SIGNAL DESIGN: 05-1046  
 DESIGNED: December 2015  
 SEALED: 1/25/2016  
 REVISED: N/A

Electrical Detail - Sheet 3 of 3

ELECTRICAL AND PROGRAMMING DETAILS FOR:	<b>US 70 EB-401 SB/NC 50 SB</b> (N. Dawson Street) at W. Lane Street	SEAL 
Prepared in the Offices of:  750 N. Greenfield Pkwy, Garner, NC 27529	Division 5    Wake County    Raleigh PLAN DATE: December 2015    REVIEWED BY: PREPARED BY: C. Strickland    REVIEWED BY:	REVISIONS    INIT.    DATE _____ _____ _____
DocuSign 		2/4/2016 DATE SIG. INVENTORY NO. 05-1046

03-FEB-2016 08:00  
 C:\PITSAS\TSS\Sigonal\work\hgr\opus\Sig\_Maps\Trck\lanc#051046\_sml.ele\_xxx.dgn  
 ceasth\ckland