STATE OF NORTH CAROLINA DEPT. OF TRANSPORTATION DIVISION OF HIGHWAYS RALEIGH, N.C.
ENGLISH DETAIL DRAWING FOR TRAFFIC BEARING DROP INLET FOR FRAME AND GRATES
SHEET 1 OF 2 840D35

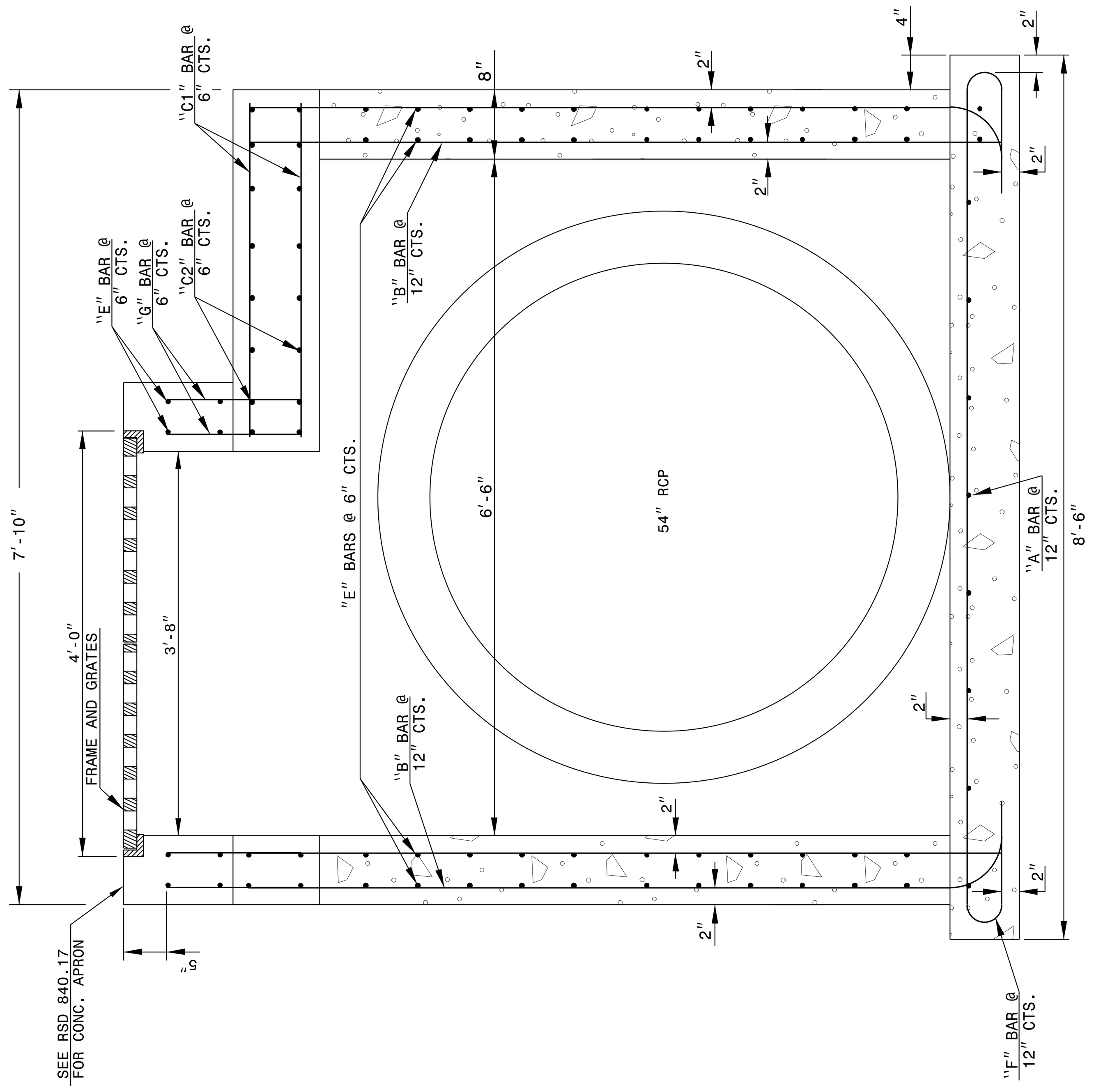

SECTION X-X

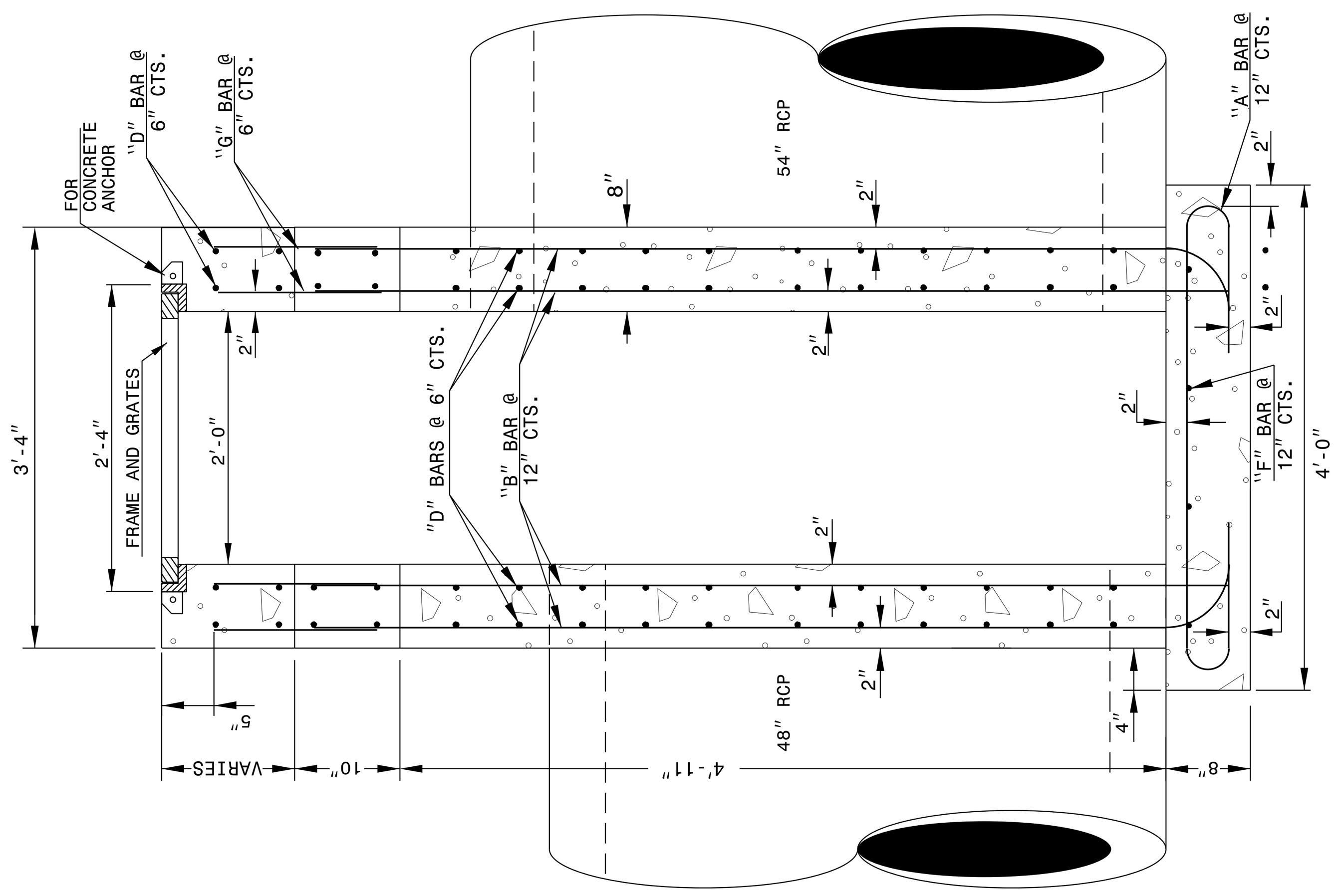

SECTION Y-Y

GENERAL NOTES:
- CHAMFER ALL EXPOSED CONCRETE CORNERS 3".
- USE FORMS TO CONSTRUCT THE BOTTOM SLAB.
- IF PIPES ARE SET IN THE BASE, FOLLOW CONSTRUCTION PROCEDURES SHOWN BY STD. DWG. 840.00.
- PRECAST UNITS MADE OF CLASS "AA" CONCRETE MAY BE USED IN LIEU CAST IN PLACE CONCRETE.
- REFERENCE STD. DWG. 840.25 FOR FRAME ANCHORAGE.
- PROVIDE DROP INLETS OVER 3'-6" DEEP WITH STEPS AS DIRECTED BY STD. DWG. 840.66.
- FRAME AND GRATES SHALL BE SEPARATE CONTRACT ITEM.

NOTES:
- HORIZONTAL AND VERTICAL DIMENSIONS MAY BE ADJUSTED AS THE FIELD CONDITIONS AND/OR ALTERNATE DESIGN REQUIRE.
- ALL ADJUSTMENTS ARE TO BE MADE AS DIRECTED BY THE ENGINEER.

STATE OF
NORTH CAROLINA
DEPT. OF TRANSPORTATION
DIVISION OF HIGHWAYS
RALEIGH, N.C.

ENGLISH DETAIL DRAWING FOR
TRAFFIC BEARING DROP INLET
FOR FRAME AND GRATES

SHEET 1 OF 2 **840D35**

STATE OF NORTH CAROLINA DEPT. OF TRANSPORTATION DIVISION OF HIGHWAYS RALEIGH, N.C.
ENGLISH DETAIL DRAWING FOR TRAFFIC BEARING DROP INLET FOR FRAME AND GRATES
SHEET 2 OF 2 840D35

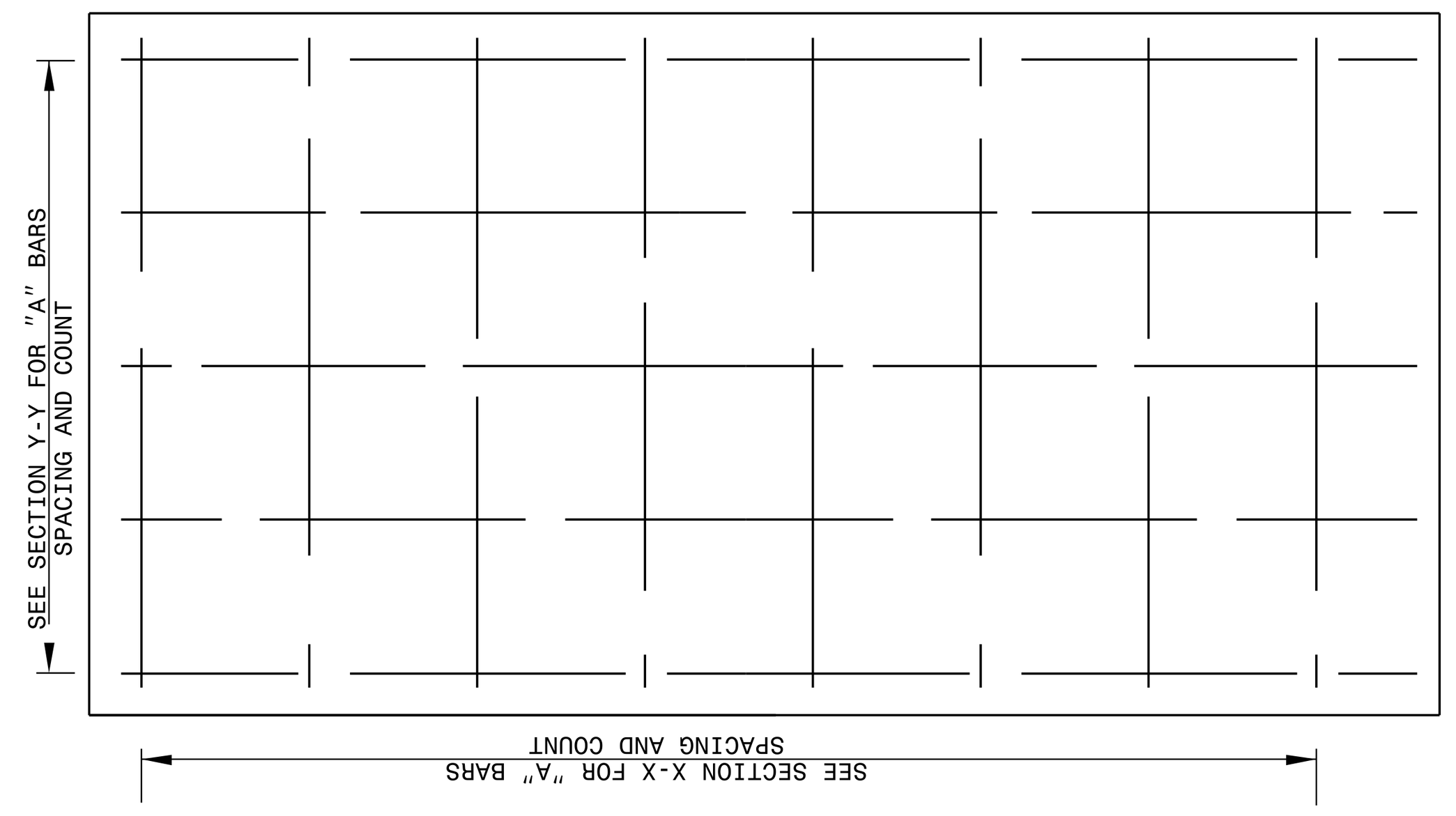

PLAN OF BASE

BILL OF MATERIALS

BAR	SIZE	LENGTH	QUANTITY	WEIGHT
A	#5	5'-0"	42	47
B	#5	7'-6"	104	780
C1	#5	3'-4"	9	32
C2	#5	3'-0"	6	19
D	#5	7'-6"	48	376
E	#5	3'-0"	48	151
F	#5	10'-0"	4	42
G	#5	1'-8"	104	181
REINF. STEEL (TOTAL WEIGHT LBS.)				1628
CONCRETE TOTAL (CU.YDS.)				5.1
NO DEDUCTIONS HAVE BEEN MADE TO ACCOMMODATE PIPES				

FOR EVERY 1 FOOT OF RISER USE 0.41 CU.YDS CONCRETE AND 390 LBS STEEL.

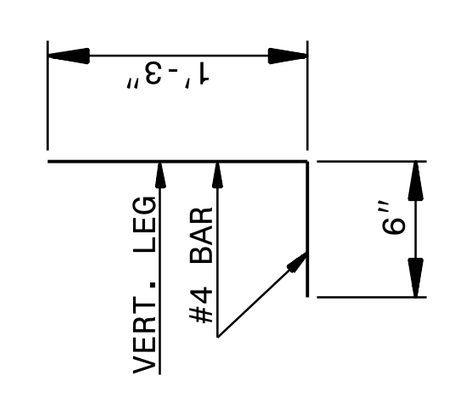

DOWEL-H

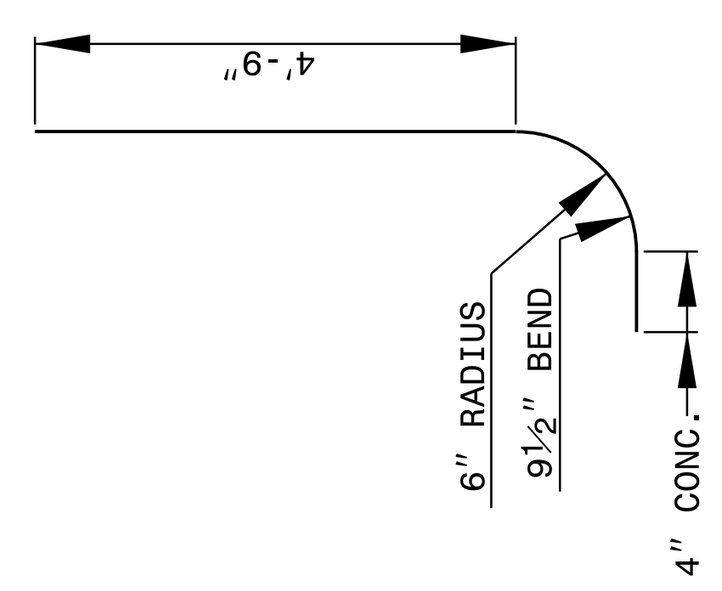

CORNER BARS

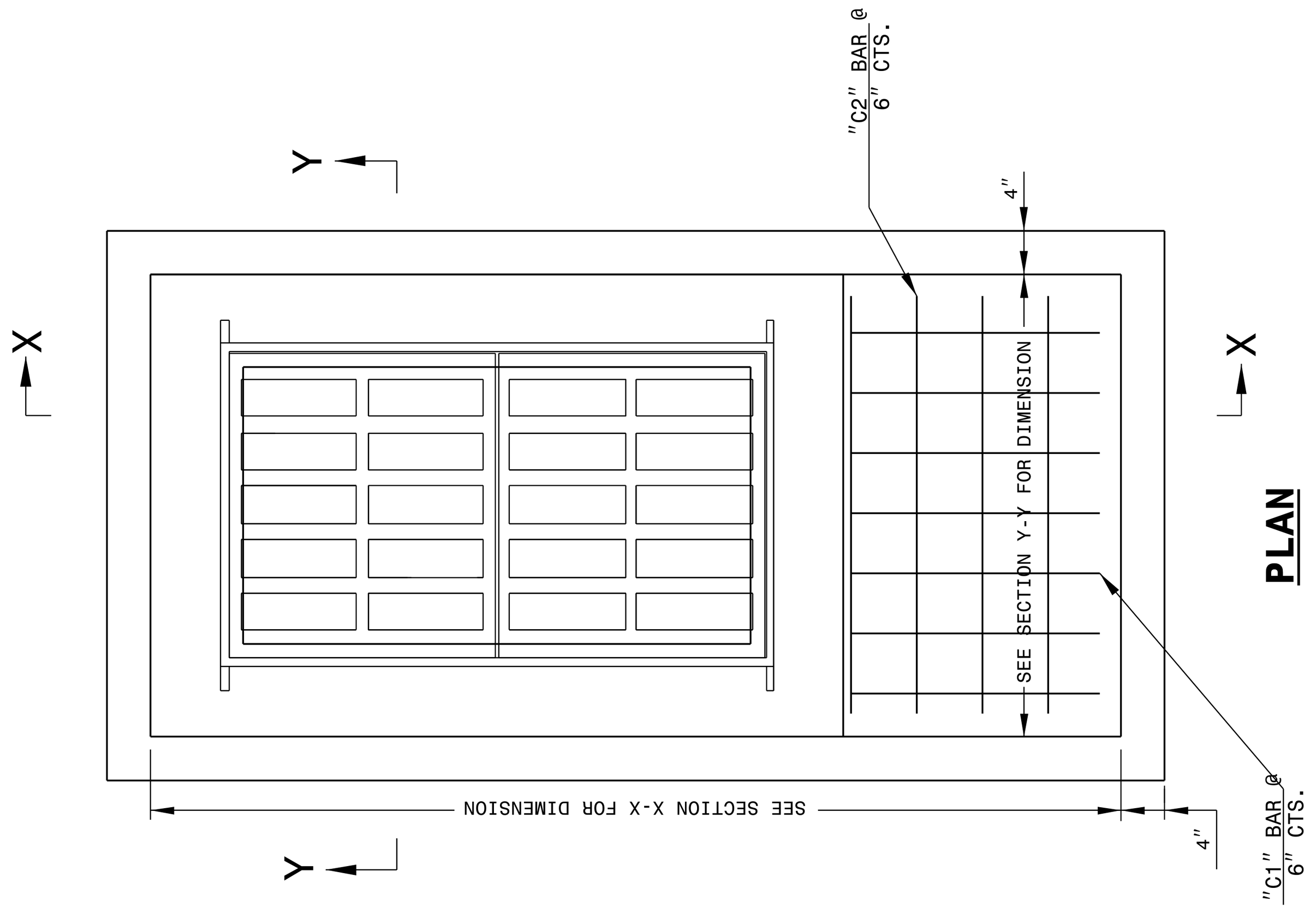

PLAN

STRAIGHT BARS

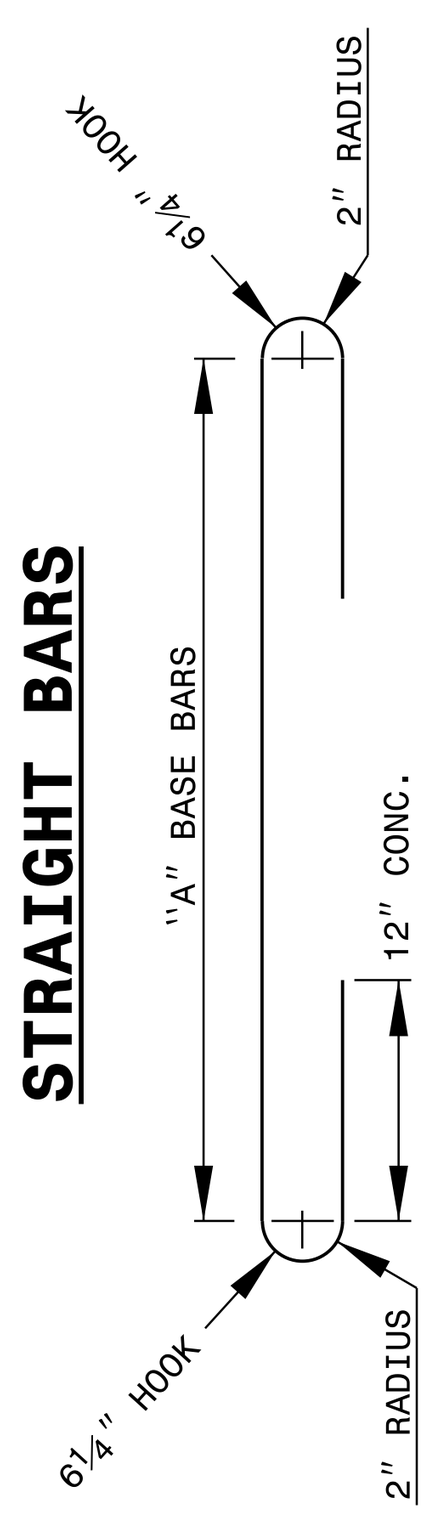

BASE BARS

STATE OF
NORTH CAROLINA
DEPT. OF TRANSPORTATION
DIVISION OF HIGHWAYS
RALEIGH, N.C.

ENGLISH DETAIL DRAWING FOR
TRAFFIC BEARING DROP INLET
FOR FRAME AND GRATES

SHEET 2 OF 2 **840D35**

3/3/2016

NORTH CAROLINA PROFESSIONAL SEAL 022966 ENGINEER Joel S. Howerton

DocuSigned by: Joel Howerton 873F3D17DCDC45F...

DOCUMENT NOT CONSIDERED FINAL UNLESS ALL SIGNATURES COMPLETED

CONTRACT STANDARDS AND DEVELOPMENT UNIT
Office 919-707-6950 FAX 919-250-4119

SEE PLATE FOR TITLE

ORIGINAL BY: K. KEMPF DATE: 03-03-2015
MODIFIED BY: DATE:
CHECKED BY: DATE:
FILE SPEC.: kkempf\english\B5121-B5317_840d35_54_TB2GI.dgn

$$$$$SYSTIME$$$$ $$$$$$$$DGN$$$$$$$$$$$$$$$ $$$$USERNAME$$$$