

PLAN @ END BENT No. 1 **PLAN @ END BENT No. 2**
 DIMENSIONS SHOWN ARE TYPICAL FOR BOTH APPROACH SLABS

NOTES

FOR BRIDGE APPROACH FILL INCLUDING GEOTEXTILE, 4" Ø DRAINAGE PIPE, AND #78M STONE BACKFILL, SEE ROADWAY PLANS.

GEOTEXTILE SHALL BE TYPE 1 IN ACCORDANCE WITH THE STANDARD SPECIFICATIONS SECTION 1056.

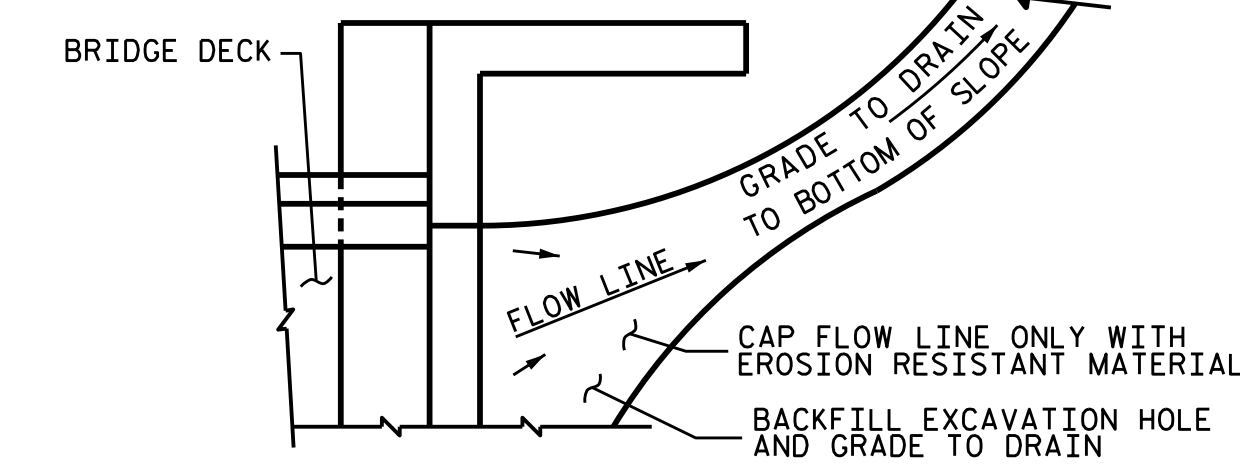
#78M STONE BACKFILL (CLASS V SELECT MATERIAL) SHALL BE IN ACCORDANCE WITH STANDARD SPECIFICATIONS SECTION 1016.

#78M STONE BACKFILL IS TO BE CONTINUOUS ALONG FILL FACE OF BACKWALL FROM OUTSIDE EDGE TO OUTSIDE EDGE OF APPROACH SLAB.

FOR THE 4" Ø DRAINAGE PIPE OUTLET(S), SEE ROADWAY STANDARD DRAWINGS.

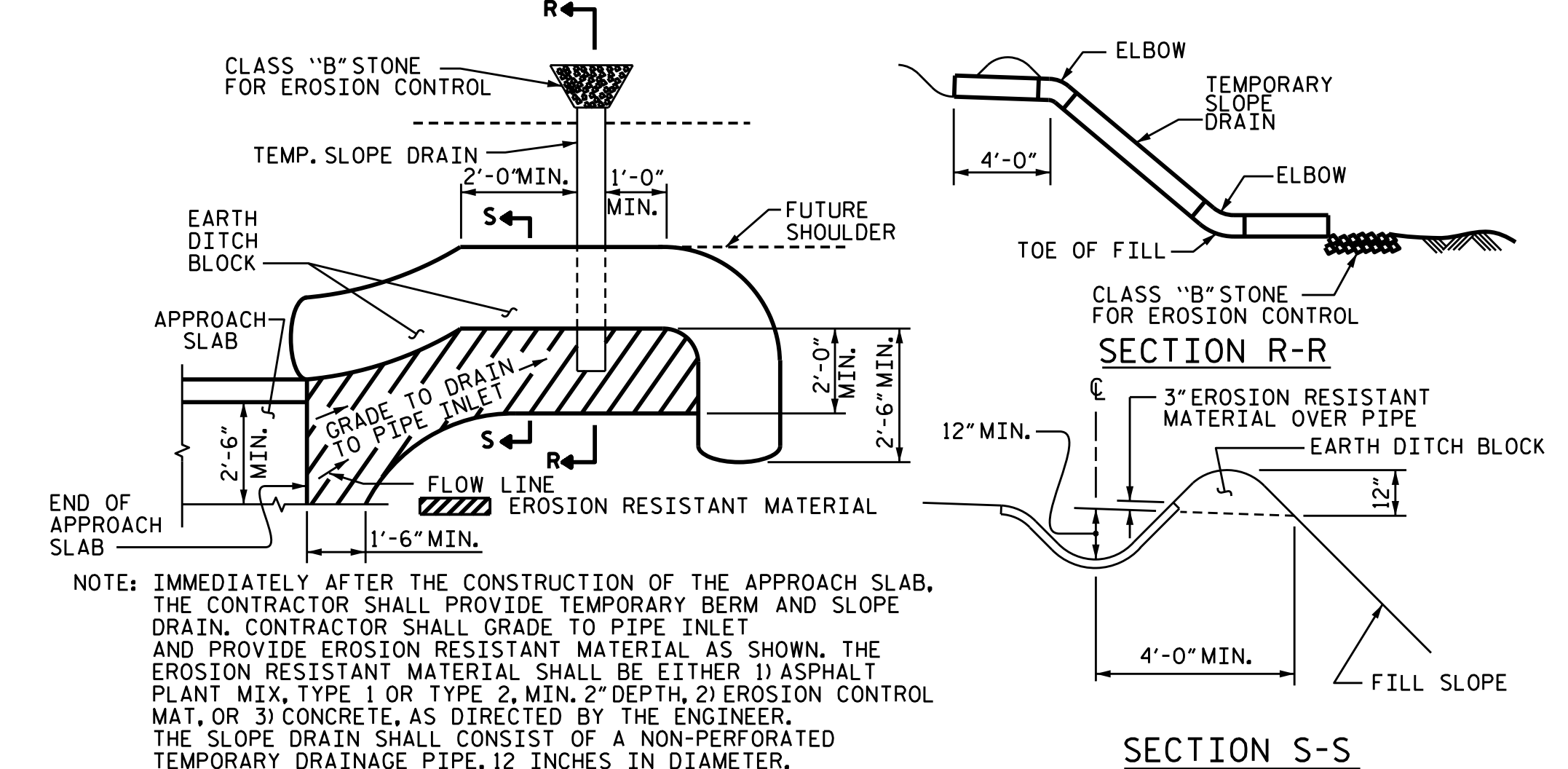
AREA BETWEEN THE WINGWALL AND APPROACH SLAB SHALL BE GRADED TO DRAIN THE WATER AWAY FROM THE FILL FACE OF THE BRIDGE AND SHALL BE PAVED. SEE ROADWAY PLANS.

APPROACH SLAB GROOVING IS NOT REQUIRED.

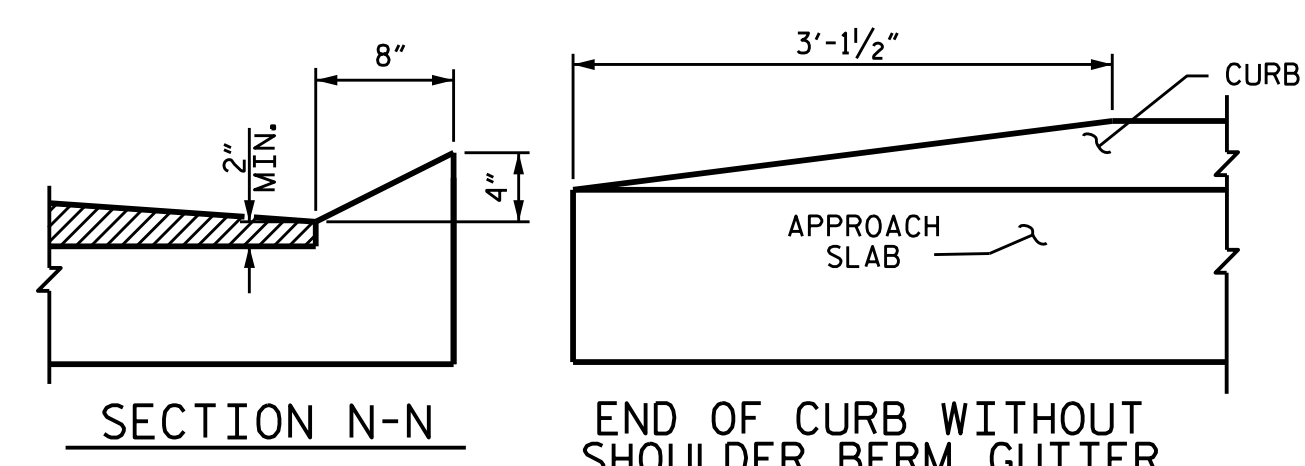


NOTE: IF THE APPROACH SLAB IS NOT CONSTRUCTED IMMEDIATELY AFTER THE BACKFILLING OF THE END BENT EXCAVATION, GRADE TO DRAIN TO THE BOTTOM OF THE SLOPE AND PROVIDE EROSION RESISTANT MATERIAL, SUCH AS FIBERGLASS ROVING OR AS DIRECTED BY THE ENGINEER TO PREVENT SOIL EROSION AND TO PROTECT THE AREA ADJACENT TO THE STRUCTURE. THE CONTRACTOR WILL BE REQUIRED TO REMOVE THESE MATERIALS PRIOR TO CONSTRUCTION OF THE APPROACH SLAB.

TEMPORARY DRAINAGE DETAIL




TEMPORARY BERM AND SLOPE DRAIN DETAILS
 (TO BE USED WHEN SHOULDER BERM GUTTER IS REQUIRED)

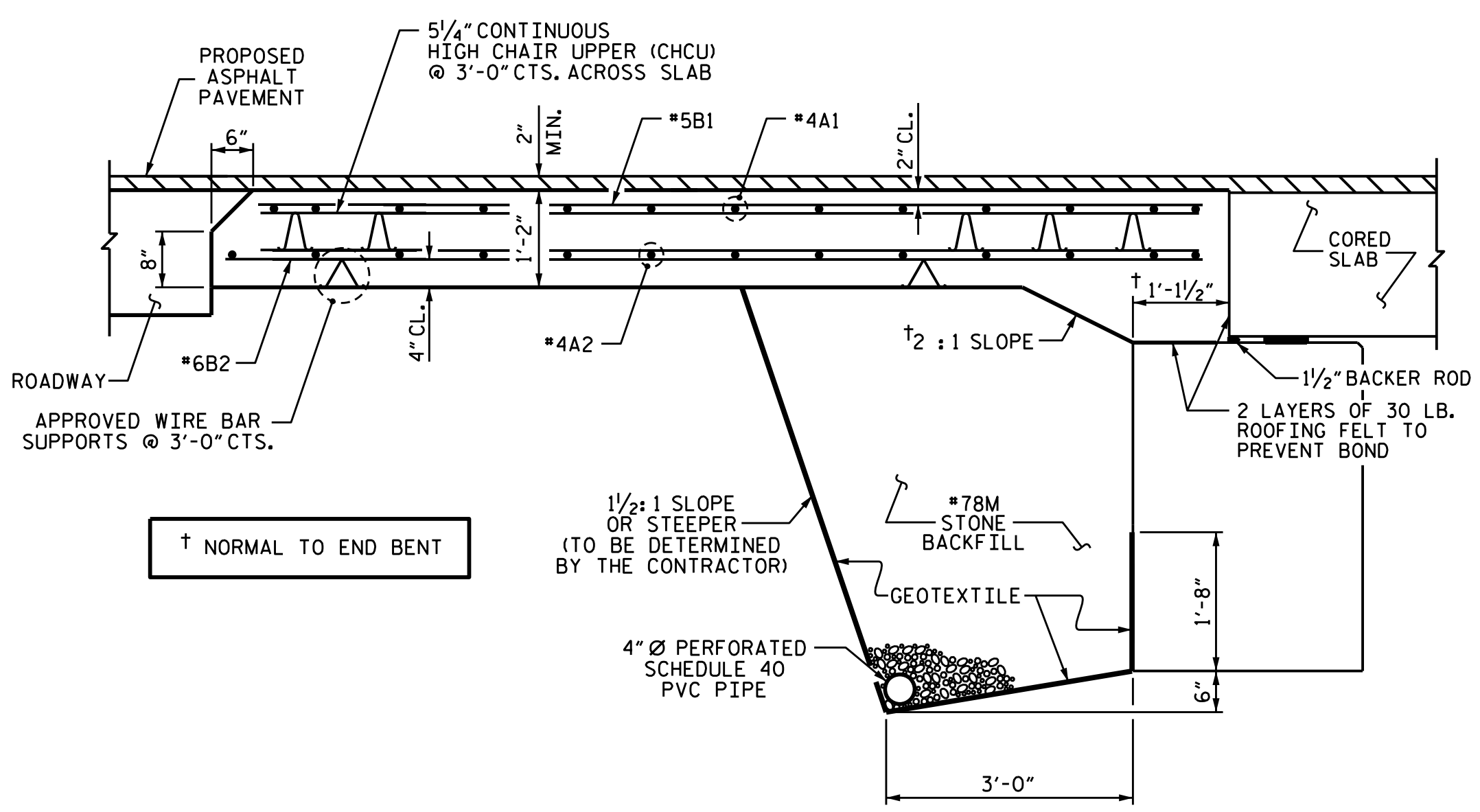


CURB DETAILS

SPlice LENGTHS		
BAR SIZE	EPOXY COATED	UNCOATED
#4	2'-0"	1'-9"
#5	2'-6"	2'-2"
#6	3'-10"	2'-7"



BILL OF MATERIAL						
APPROACH SLAB AT EB No. 1						
BAR	NO.	SIZE	TYPE	LENGTH	WEIGHT	
*A1	26	#4	STR	21'-2"	368	
A2	26	#4	STR	21'-0"	365	
*B1	69	#5	STR	11'-1"	798	
B2	69	#6	STR	11'-7"	1200	
REINFORCING STEEL					LBS.	1565
*EPOXY COATED REINFORCING STEEL					LBS.	1166
CLASS AA CONCRETE					C. Y.	20.3
APPROACH SLAB AT EB No. 2						
BAR	NO.	SIZE	TYPE	LENGTH	WEIGHT	
*A1	26	#4	STR	21'-2"	368	
A2	26	#4	STR	21'-0"	365	
*B1	69	#5	STR	11'-1"	798	
B2	69	#6	STR	11'-7"	1200	
REINFORCING STEEL					LBS.	1565
*EPOXY COATED REINFORCING STEEL					LBS.	1166
CLASS AA CONCRETE					C. Y.	20.3



SECTION THRU SLAB

ASSEMBLED BY : M. POOLE DATE : 01-16
 CHECKED BY : M. G. CHEEK DATE : 2-12-16
 DRAWN BY : SHS/MAA 5-09 REV. 9-15 MAA/TMG
 CHECKED BY : BCH 5-09

PROJECT NO. B-5410
JACKSON COUNTY
 STATION: 14+13.00 -L-

STATE OF NORTH CAROLINA
 DEPARTMENT OF TRANSPORTATION
 RALEIGH
 STANDARD
 BRIDGE APPROACH SLAB
 FOR PRESTRESSED CONCRETE
 CORED SLAB UNIT
 (SUB-REGIONAL TIER)
 120° SKEW

REVISIONS						SHEET NO.	
NO.	BY:	DATE:	NO.	BY:	DATE:	S-17	
1			3			TOTAL SHEETS	
2			4			17	