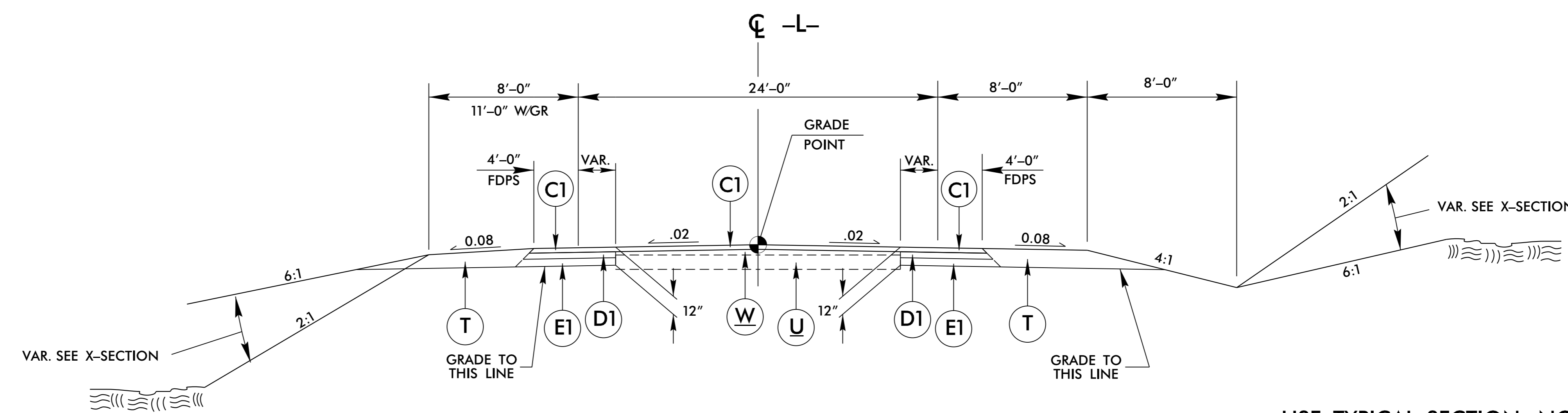


6/2/99

PROJECT REFERENCE NO. B-5142	SHEET NO. 2A-02
ROADWAY DESIGN ENGINEER SEAL 026964 Bryan C. Key	PAVEMENT DESIGN ENGINEER SEAL 022896 Clark S. Morrison
11/3/2015	

**DOCUMENT NOT CONSIDERED FINAL
UNLESS ALL SIGNATURES COMPLETED**

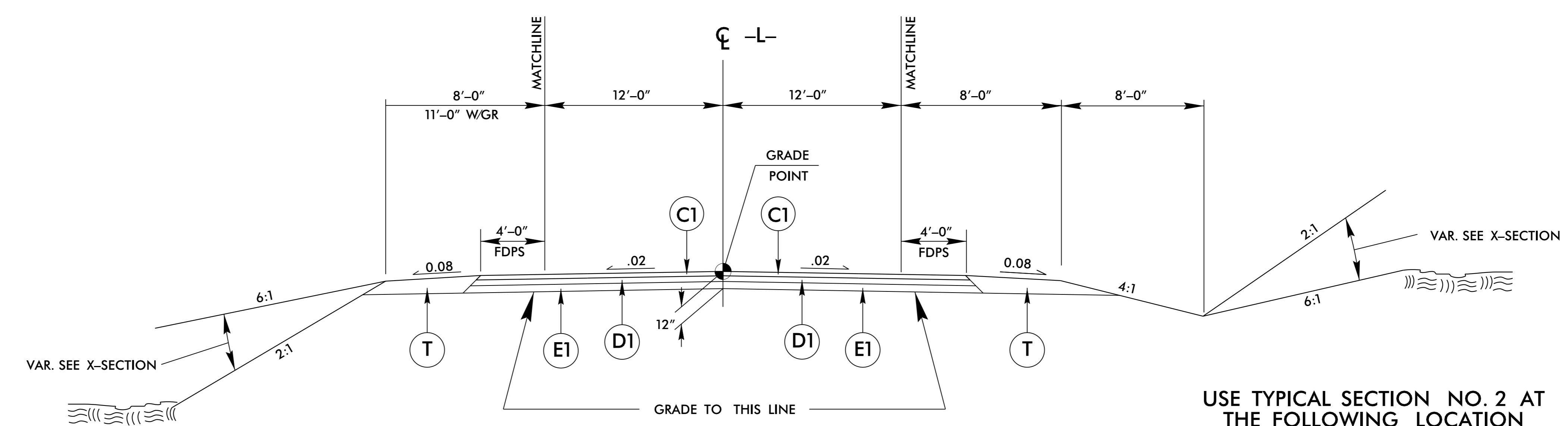
C1	3" S9.5B
D1	4" I19.0B
E1	5" B25.0B
R3	MODIFIED SBG
T	EARTH MATERIAL
U	EXISTING PAVEMENT
W	WEDGING



TYPICAL SECTION NO. 1

USE TYPICAL SECTION NO. 1

- L- STA. 10+00.00 TO STA. 12+00.00
- L- STA. 29+75.00 TO STA. 33+38.79

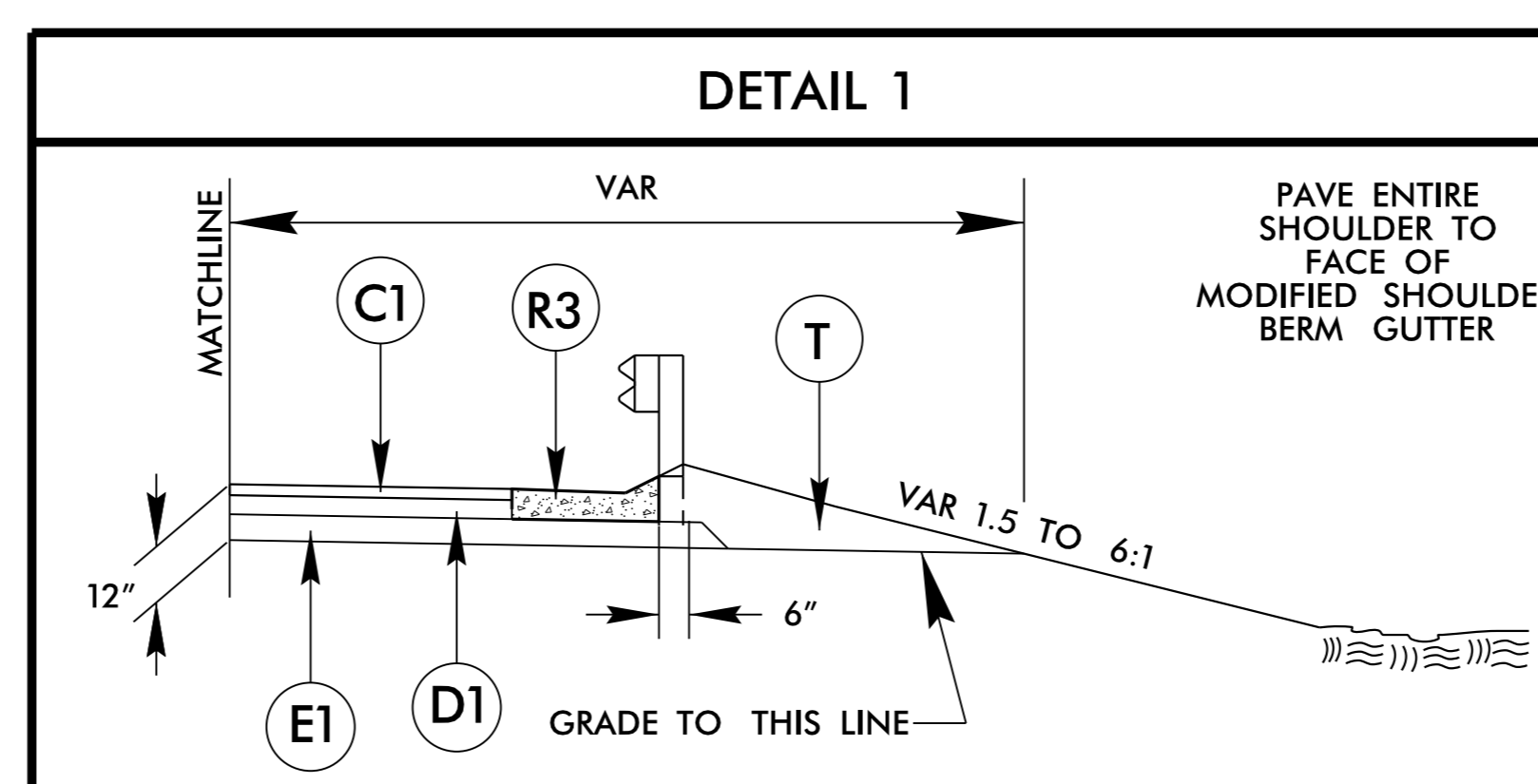


TYPICAL SECTION NO. 2

USE TYPICAL SECTION NO. 2 AT THE FOLLOWING LOCATION

- L- STA. 12+00.00 TO STA. 21+06.00
- L- STA. 23+06.00 TO STA. 29+75.00

USE DETAIL 1 FOR ALL MODIFIED SBG LOCATIONS (MIRROR FOR LEFT SIDE)



27-OCT-2015 14:40 B-5142-Rdy-TYP.dgn