DocuSign Envelope ID: 2B82073C-8CA6-44D2-96FA-5BE27AB92A1C

PROJECT REFERENCE NO.	SHEET NO.
U-3308	Sig. 39.0

PHASING DIAGRAM

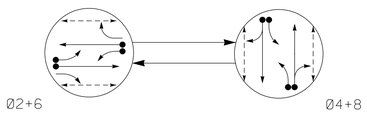

PHASING DIAGRAM DETECTION LEGEND

- DETECTED MOVEMENT
- UNDETECTED MOVEMENT (OVERLAP)
- UNSIGNALIZED MOVEMENT
- PEDESTRIAN MOVEMENT

EV Preempt Phases

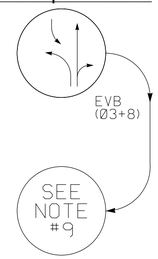

TABLE OF OPERATION

SIGNAL FACE	PHASE Ø2+6	PHASE Ø4+8	PHASE EVB	PHASE FLASH
21	F Y	R	R	Y
22,23	G	R	R	Y
31	R	F Y	—	R
41	R	F Y	F Y	R
42,43	R	G	R	R
61	F Y	R	R	Y
62,63	G	R	R	Y
81,82	R	G	G	R
P21,P22	W	DW	DW	DRK
P41,P42	DW	W	DW	DRK
P61,P62	W	DW	DW	DRK
P81,P82	DW	W	DW	DRK

2033 SOFTWARE w/ 2070 CONTROLLER LOOP & DETECTOR UNIT INSTALLATION CHART

INDUCTIVE LOOPS						DETECTOR PROGRAMMING													
							TIMING		ATTRIBUTES								STATUS	
LOOP NO.	SIZE (ft)	TURNS	DIST. FROM STOPBAR (ft)	NEW	EXISTING	NEMA PHASE	DELAY	CARRY (STRETCH)	1 FULL TIME DELAY	2 PEDESTRIAN CALL	3 RESERVED	4 COUNT	5 EXTENSION	6 TYPE 3	7 CALLING	8 ALTERNATE	SYSTEM LOOPS	NEW	EXISTING
2A	6x6	4	70	X	-	2	- SEC.	- SEC.	-	-	-	-	X	-	X	-	-	X	-
2B	6x40	2-4-2	0	X	-	2	- SEC.	- SEC.	-	-	-	-	X	-	X	-	-	X	-
4A	6x40	2-4-2	0	X	-	4	3 SEC.	- SEC.	-	-	-	-	X	-	X	-	-	X	-
4B	6x40	2-4-2	0	X	-	4	10 SEC.	- SEC.	-	-	-	-	X	-	X	-	-	X	-
6A	6x6	4	70	X	-	6	- SEC.	- SEC.	-	-	-	-	X	-	X	-	-	X	-
6B	6x40	2-4-2	0	X	-	6	- SEC.	- SEC.	-	-	-	-	X	-	X	-	-	X	-
8A	6x40	2-4-2	0	X	-	8	3 SEC.	- SEC.	-	-	-	-	X	-	X	-	-	X	-
8B	6x40	2-4-2	0	X	-	8	10 SEC.	- SEC.	-	-	-	-	X	-	X	-	-	X	-
PEDESTRIAN DETECTION																			
P21,P22	N/A	N/A	N/A	-	X	2	- SEC.	- SEC.	-	X	-	-	-	-	-	-	-	-	X
P41,P42	N/A	N/A	N/A	-	X	4	- SEC.	- SEC.	-	X	-	-	-	-	-	-	-	-	X
P61,P62	N/A	N/A	N/A	-	X	6	- SEC.	- SEC.	-	X	-	-	-	-	-	-	-	-	X
P81,P82	N/A	N/A	N/A	-	X	8	- SEC.	- SEC.	-	X	-	-	-	-	-	-	-	-	X

2 Phase Fully Actuated W/ EV Preemption (Durham Signal System)

NOTES

1. Refer to "Road Standard Drawings NCDOT" dated January 2012, "Standard Specifications for Roads and Structures" dated January 2012.
2. Do not program signal for late night flashing operation unless otherwise directed by the Engineer.
3. Set all detector units to presence mode.
4. Program all timing information into phase banks 1,2, and 3 unless otherwise noted.
5. Set phase bank 3 maximum limit to 250 seconds for phases used.
6. Omit "WALK" and flashing "DON'T WALK" with no pedestrian calls.
7. Program pedestrian heads to countdown the flashing "Don't Walk" time.
8. This intersection features an optical preemption system. Shown locations of optical detectors are conceptual only.
9. Upon completion of Emergency Vehicle Preemption, controller returns to normal operation.
10. Maximum times shown in timing chart are for free-run operation only. Coordinated signal system timing values supersede these values.
11. Pedestrian pedestals are conceptual and shown for reference only. See sheets P1-P3 for pushbutton location details.

2033 EV PREEMPTION

FUNCTION	EVB (SECONDS)
DELAY BEFORE PREEMPT	0
MIN. PED. CLEAR BEFORE PREEMPT	*
MIN. GREEN BEFORE PREEMPT	1
CLEARANCE TIME	2
PREEMPT EXTEND**	2.0

* See Timing Chart for Min Ped Clearance
** Program Timing on Optical Detector Unit

SIGNAL FACE I.D.

All Heads L.E.D.

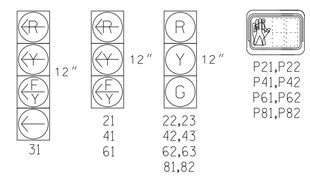

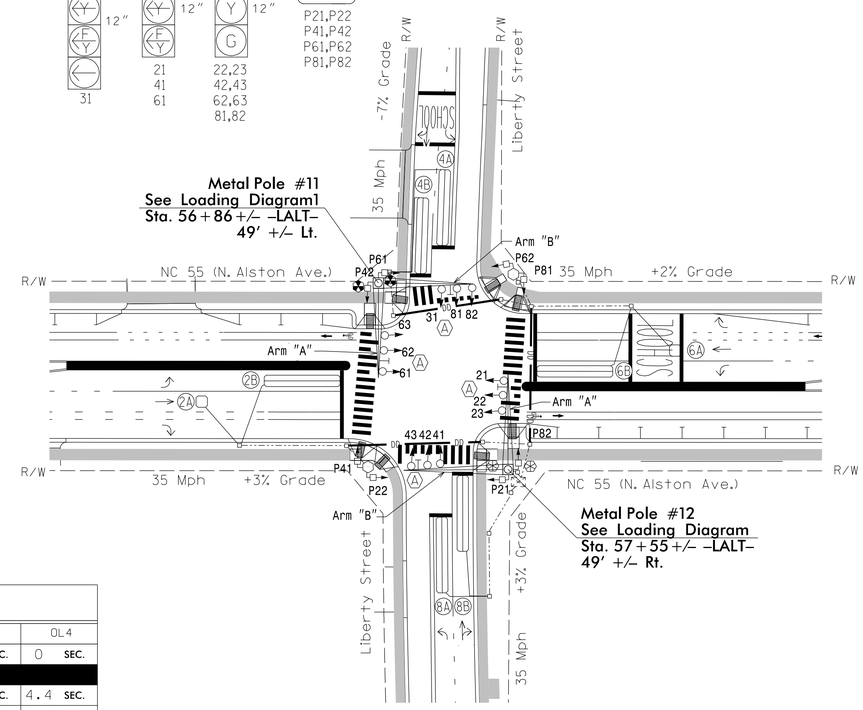

LEGEND

PROPOSED		EXISTING
	Traffic Signal Head	
	Modified Signal Head	N/A
	Sign	
	Pedestrian Signal Head With Push Button & Sign	
	Signal Pole with Guy	
	Signal Pole with Sidewalk Guy	
	Inductive Loop Detector	
	Controller & Cabinet	
	Junction Box	
	2-in Underground Conduit	
N/A	Right of Way	
	Directional Arrow	
	Street Name Sign	
	Type I Pushbutton Post	
	Type II Signal Pedestal	
	Metal Pole with Mastarm	
	Optical Detector	

TIMING CHART
2033 SOFTWARE w/2070 CONTROLLER

PHASE	02	03	04	06	08	OL1	OL3	OL4
MINIMUM INITIAL *	10 SEC.	- SEC.	7 SEC.	10 SEC.	7 SEC.	0 SEC.	0 SEC.	0 SEC.
VEHICLE EXTENSION *	3.0 SEC.	- SEC.	2.0 SEC.	3.0 SEC.	2.0 SEC.			
YELLOW CHANGE INT.	3.7 SEC.	4.4 SEC.	4.4 SEC.	3.7 SEC.	4.4 SEC.	3.7 SEC.	3.7 SEC.	4.4 SEC.
RED CLEARANCE	2.4 SEC.	3.1 SEC.	2.4 SEC.	2.4 SEC.	2.4 SEC.	2.4 SEC.	2.4 SEC.	2.4 SEC.
MAXIMUM LIMIT *	50 SEC.	15 SEC.	35 SEC.	50 SEC.	35 SEC.			
RECALL POSITION	VEH. RECALL	NONE	NONE	VEH. RECALL	NONE			
VEHICLE CALL MEMORY	YELLOW LOCK	NONE	NONE	YELLOW LOCK	NONE			
DOUBLE ENTRY	OFF	OFF	ON	OFF	ON			
WALK *	4 SEC.	- SEC.	4 SEC.	4 SEC.	4 SEC.			
FLASHING DON'T WALK	10 SEC.	- SEC.	13 SEC.	8 SEC.	14 SEC.			
MIN PED CLEARANCE	5 SEC.	- SEC.	7 SEC.	4 SEC.	7 SEC.			
TYPE 3 LIMIT	- SEC.	- SEC.	- SEC.	- SEC.	- SEC.			
ALTERNATE EXTENSION	- SEC.	- SEC.	- SEC.	- SEC.	- SEC.			
ADD PER VEHICLE *	- SEC.	- SEC.	- SEC.	- SEC.	- SEC.			
MAXIMUM INITIAL *	- SEC.	- SEC.	- SEC.	- SEC.	- SEC.			
MAXIMUM GAP*	3.0 SEC.	- SEC.	2.0 SEC.	3.0 SEC.	2.0 SEC.			
REDUCE 0.1 SEC EVERY *	- SEC.	- SEC.	- SEC.	- SEC.	- SEC.			
MINIMUM GAP	3.0 SEC.	- SEC.	2.0 SEC.	3.0 SEC.	2.0 SEC.			

* These values may be field adjusted. Do not adjust Min Green and Extension times for phases 2 and 6 lower than what is shown. Min Green for all other phases should not be lower than 4 seconds.

3/20/2015
Q:\Traffic Operations\TR13.017.00 NCDOT 2012 Traffic LSA\TR13.017.03 (U-3308 Signals)\Traffic\Signals\Design\Signals\FINAL SIGNALS WITH MAST ARMS\U05-1029.dgn
Clawson

Signal Upgrade - Final Design

SEPI ENGINEERING & CONSTRUCTION
1025 Wade Avenue
Raleigh, NC 27605
Tel:919-789-9977
Fax:919-789-9591
License #: C-2197

Prepared for the Offices of:
Transportation Mobility and Safety Division
STATE OF NORTH CAROLINA DEPARTMENT OF TRANSPORTATION
Signal Design Section
750 N.Greenfield Pkwy,Garner,NC 27529

SCALE 0 40 1"=40'

NC 55 (North Alston Avenue) at Liberty St

Division 5 Durham County Durham

PLAN DATE: September 2014 REVIEWED BY: J Hochanadel
PREPARED BY: R Drayton REVIEWED BY:

REVISIONS	INIT.	DATE

SEAL
NORTH CAROLINA PROFESSIONAL SEAL 28430 ENGINEER JEFFREY P. HOCHANADEL

DocuSigned by:
5C7B1D25F98C498...
4/02/15
DATE

SIG. INVENTORY NO. 05-1029