



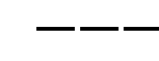



ROADWAY STANDARD DRAWINGS


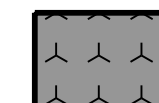

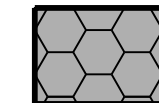

THE FOLLOWING ROADWAY STANDARDS AS SHOWN IN "ROADWAY STANDARD DRAWINGS" - PROJECT SERVICES UNIT - N.C. DEPARTMENT OF TRANSPORTATION - RALEIGH, N.C., DATED JANUARY 2012 ARE APPLICABLE TO THIS PROJECT AND BY REFERENCE HEREBY ARE CONSIDERED A PART OF THESE PLANS:

STD. NO.	TITLE
1101.01	WORK ZONE WARNING SIGNS
1101.02	TEMPORARY LANE CLOSURES
1101.03	TEMPORARY ROAD CLOSURES
1101.04	TEMPORARY SHOULDER CLOSURES
1101.11	TRAFFIC CONTROL DESIGN TABLES
1110.01	STATIONARY WORK ZONE SIGNS
1110.02	PORTABLE WORK ZONE SIGNS
1115.01	FLASHING ARROW BOARDS
1130.01	DRUMS
1135.01	CONES
1145.01	BARRICADES
1150.01	FLAGGING DEVICES
1160.01	TEMPORARY CRASH CUSHION
1165.01	WORK VEHICLE LIGHTING SYSTEMS AND TMA DELINEATION
1170.01	PORTABLE CONCRETE BARRIER
1180.01	SKINNY - DRUM
1205.01	PAVEMENT MARKINGS - LINE TYPES AND OFFSETS
1205.02	PAVEMENT MARKINGS - TWO LANE AND MULTILANE ROADWAYS
1205.03	PAVEMENT MARKINGS - EXITS AND ENTRANCE RAMP
1205.04	PAVEMENT MARKINGS - INTERSECTIONS
1205.05	PAVEMENT MARKINGS - TURN LANES
1205.06	PAVEMENT MARKINGS - LANE DROPS
1205.07	PAVEMENT MARKINGS - PEDESTRIAN CROSSWALKS
1205.08	PAVEMENT MARKINGS - SYMBOLS AND WORD MESSAGES
1205.09	PAVEMENT MARKINGS - PAINTED ISLANDS
1205.10	PAVEMENT MARKINGS - SCHOOL AREAS
1205.12	PAVEMENT MARKINGS - BRIDGES
1250.01	RAISED PAVEMENT MARKERS - INSTALLATION SPACING
1251.01	RAISED PAVEMENT MARKERS - PERMANENT AND TEMPORARY
1261.01	GUARDRAIL AND BARRIER DELINEATORS - INSTALLATION SPACING
1261.02	GUARDRAIL AND BARRIER DELINEATORS - TYPES AND MOUNTING
1262.01	GUARDRAIL END DELINEATION
1264.01	OBJECT MARKERS - TYPES
1264.02	OBJECT MARKERS - INSTALLATION




LEGEND

GENERAL

-  DIRECTION OF TRAFFIC FLOW
-  DIRECTION OF PEDESTRIAN TRAFFIC FLOW
-  EXIST. PVMT.
-  NORTH ARROW
-  PROPOSED PVMT.
-  TEMP. SHORING (LOCATION PURPOSES ONLY)

-  WORK AREA
-  ON-GOING CONSTRUCTION
-  WEDGING
-  TEMPORARY PAVEMENT
-  REMOVAL












SIGNALS

-  EXISTING
-  PROPOSED
-  TEMPORARY




PAVEMENT MARKINGS

-  EXISTING LINES
-  TEMPORARY LINES




TRAFFIC CONTROL DEVICES

-  BARRICADE (TYPE III)
-  CONE
-  DRUM  SKINNY DRUM  TUBULAR MARKER
-  TEMPORARY CRASH CUSHION
-  FLASHING ARROW PANEL (TYPE C)
-  FLAGGER
-  LAW ENFORCEMENT
-  TRUCK MOUNTED IMPACT ATTENUATOR (TMIA)
-  CHANGEABLE MESSAGE SIGN

TEMPORARY SIGNING

-  PORTABLE SIGN
-  STATIONARY SIGN
-  STATIONARY OR PORTABLE SIGN

PAVEMENT MARKERS




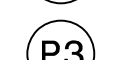




















-  CRYSTAL / CRYSTAL
-  CRYSTAL / RED
-  YELLOW / YELLOW

PAVEMENT MARKING SYMBOLS

-  PAVEMENT MARKING SYMBOLS

TEMPORARY PAVEMENT MARKING

PAINT


- | | | |
|---|---|--|
|  24" WHITE STOP BAR (PAINT) |  4" WHITE LANE LINE (PAINT) |  LEFT TURN ARROW (PAINT) |
|  24" WHITE CROSSWALK LINE (PAINT) |  4" 10' YELLOW SKIP (PAINT) |  RIGHT TURN ARROW (PAINT) |
|  4" WHITE 2'-6"/ SP MINI-SKIP (PAINT) |  4" YELLOW SINGLE CENTER (PAINT) |  STRAIGHT ARROW (PAINT) |
|  4" YELLOW 2'-6"/ SP MINI-SKIP (PAINT) |  4" YELLOW DOUBLE CENTER (PAINT) |  STRAIGHT-LEFT ARROW (PAINT) |
|  8" WHITE 3'-9"/ SP MINI-SKIP (PAINT) |  8" WHITE GORELINE (PAINT) |  STRAIGHT-RIGHT COMBO. (PAINT) |
|  4" WHITE EDGE LINE (PAINT) |  8" YELLOW DIAGONAL (PAINT) |  ALPHANUMERIC CHARACTER (PAINT) |
|  4" YELLOW EDGE LINE (PAINT) |  8" WHITE CROSSWALK LINE (PAINT) |  24" YIELD LINE TRIANGLE |
|  4" WHITE 10'-30"/ SP SKIP (PAINT) |  8" WHITE LANE LINE (PAINT) | |
|  4" WHITE 3'-9"/ SP MINI-SKIP (PAINT) | | |

COLD APPLIED PLASTIC, TYPE IV - REMOVABLE TAPE

- | | | |
|---|---|--|
|  24" WHITE STOP BAR (TAPE) |  4" WHITE EDGE LINE (TAPE) |  4" YELLOW DOUBLE CENTER (TAPE) |
|---|---|--|

PLOT DRIVER: NCD0T.pd\color_eng_50.ppt
 USER: erbrooks
 FILE: c:\pwworking\tpa\d0487729\U-3308-TMP-TMP-01.dgn
 PENTABLE: NCD0T_tcp.tbl
 DATE: 5/12/2016
 TIME: 3:56:55 PM

DOCUMENT NOT CONSIDERED FINAL
UNLESS ALL SIGNATURES COMPLETED

APPROVED  SEAL	DIVISION OF HIGHWAYS STATE OF NORTH CAROLINA DEPARTMENT OF TRANSPORTATION WORK ZONE TRAFFIC CONTROL	ROADWAY STANDARD DRAWINGS & LEGEND
---	--	---------------------------------------