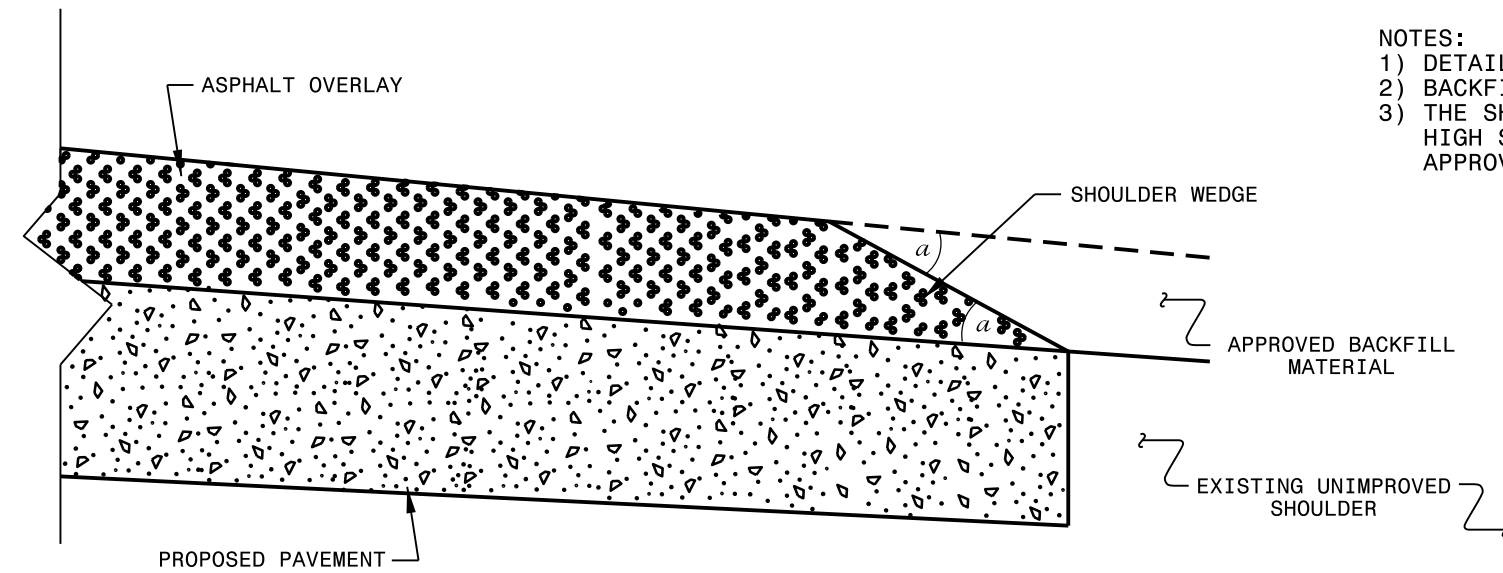
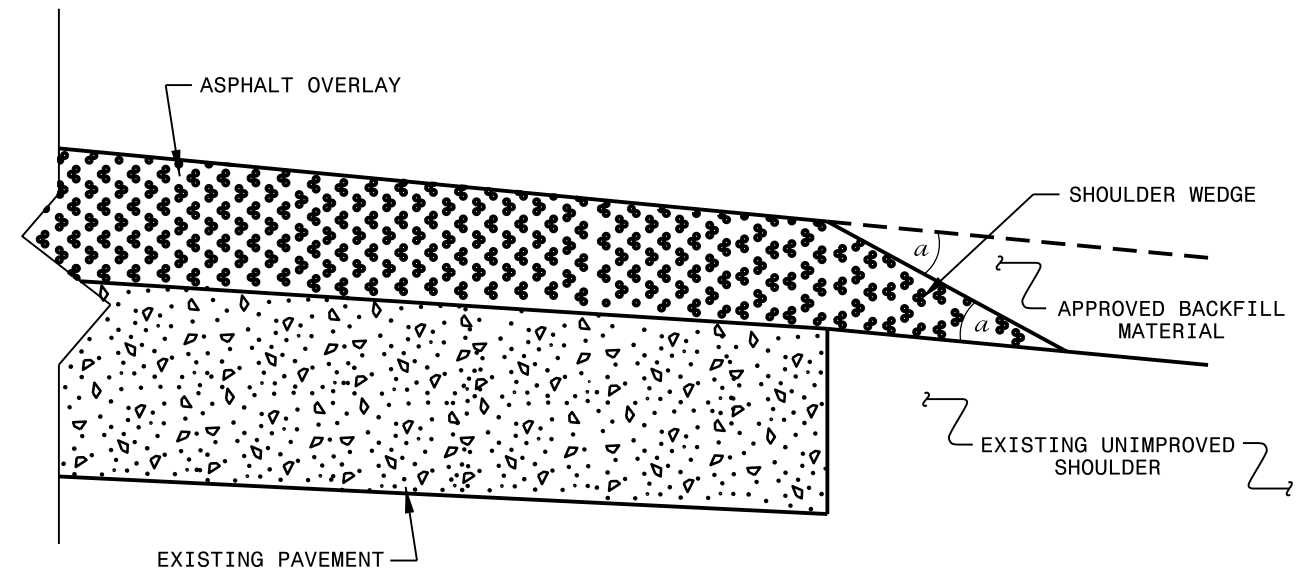


NOTES:

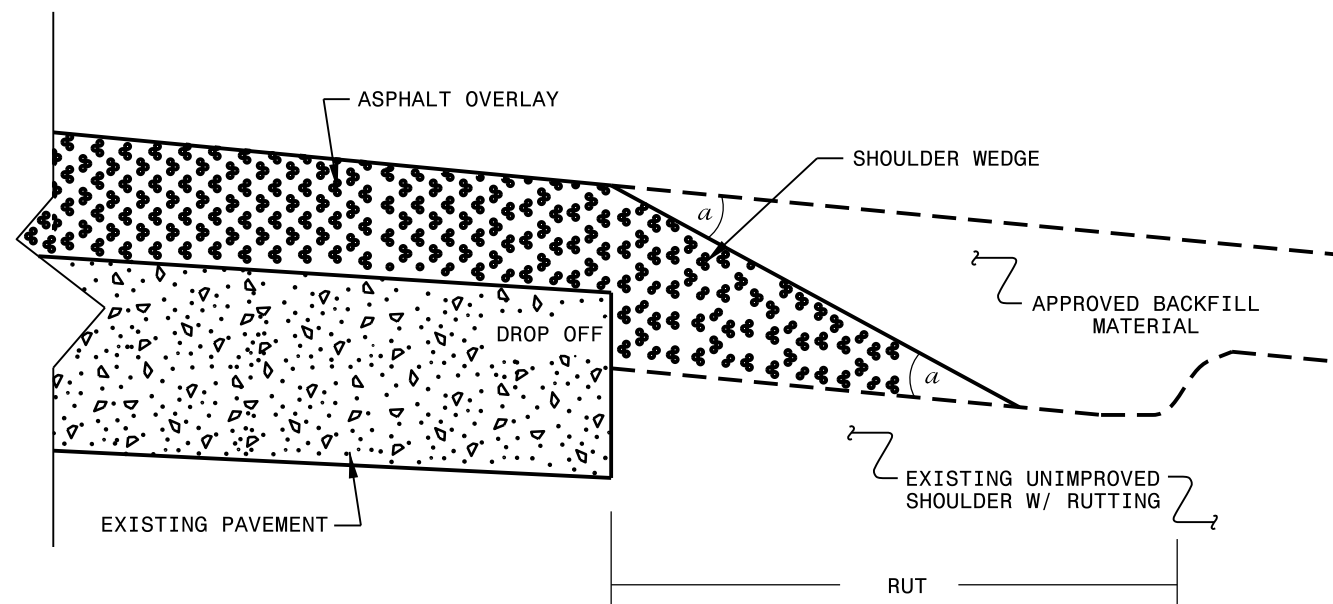
- 1) DETAIL DOES NOT APPLY TO OGAFB AND ULTRA-THIN BONDED WEARING COURSE.
- 2) BACKFILL SHOULDER WITH APPROVED MATERIAL.
- 3) THE SHOULDER WEDGE DEVICE MAY BE DISENGAGED AT PAVED DRIVEWAYS, SIDE STREETS, HIGH SHOULDERS, AND OTHER LOCATIONS NOT FEASIBLE TO CONSTRUCT AS APPROVED BY THE ENGINEER.



SHOULDER WEDGE DETAIL
(Resurfacing Projects w/ Widening or with Existing Paved Shoulder having no dropoffs)



SHOULDER WEDGE DETAIL
(Resurfacing Projects w/ NO Widening)



SHOULDER WEDGE DETAIL
(Resurfacing Adjacent to Rutted Shoulder)

- SHOULDER WEDGE ANGLE = 30°

CONTRACT STANDARDS AND DEVELOPMENT UNIT			
Office 919-707-6950		FAX 919-250-4119	
SHOULDER WEDGE DETAILS			
ORIGINAL BY: T.SPELL	DATE: 7-19-11		
MODIFIED BY:	DATE: 2/2/16		
CHECKED BY:	DATE:		
FILE SPEC.: szusr/details/stand/shoulderwedgedetail.dgn			

30-MAR-2016 09:44
 S:\Contracts\Resurfacing\Projects\Shoulder Wedge Details\Revised Shoulder Wedge Detail.dgn
 \$\$\$USERNAME\$\$\$