





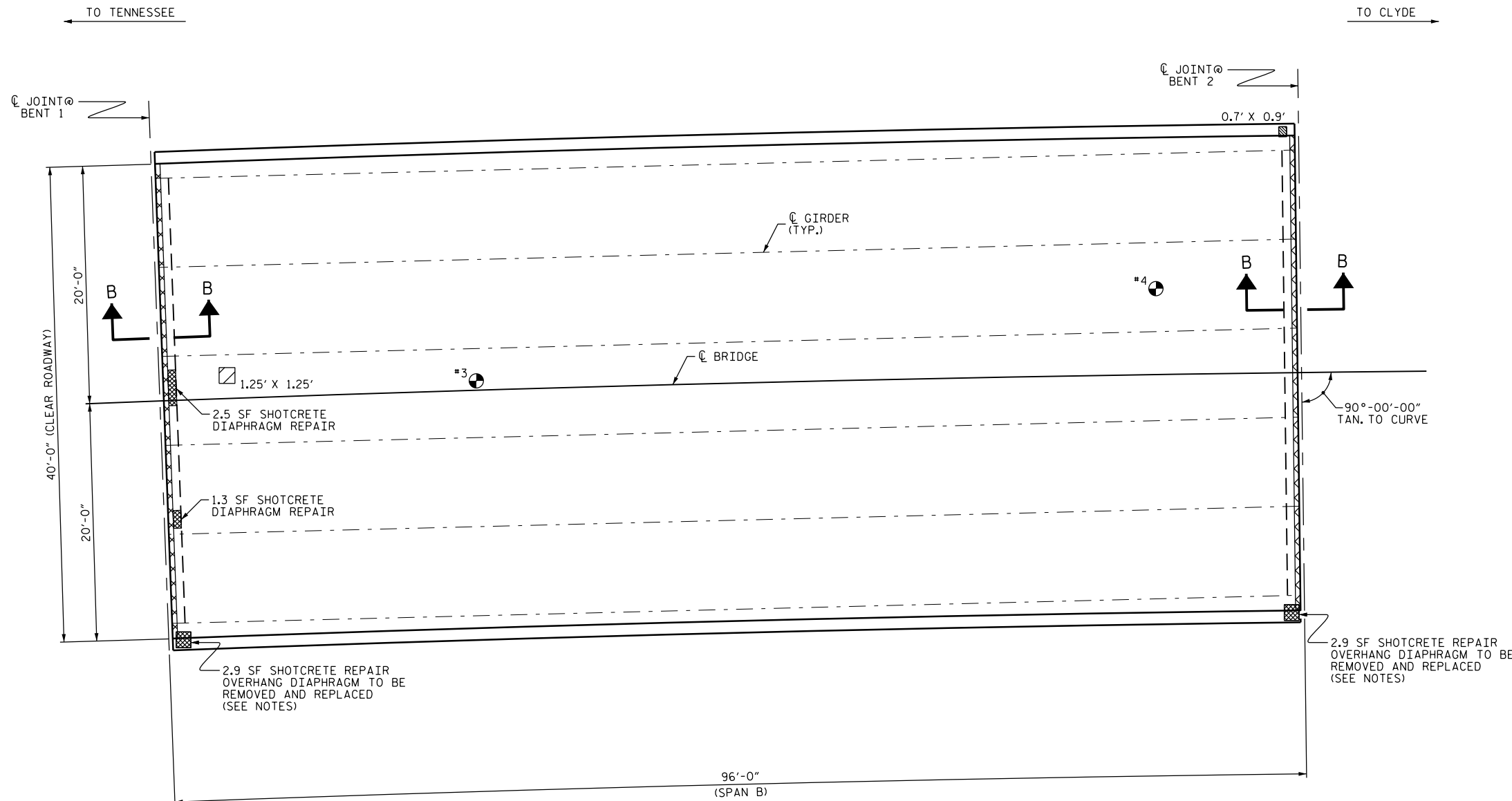


AS-BUILT REPAIR QUANTITY TABLE

TOP OF DECK REPAIRS				
	ESTIMATE	ACTUAL		
SCARIFYING BRIDGE DECK	422 SY			
HYDRO-DEMOLITION OF BRIDGE DECK	422 SY			
CLASS II SURFACE PREPARATION	0.2 SY			
CLASS III SURFACE PREPARATION	0.0 SY			
BRIDGE JOINT DEMOLITION	40.0 SF			
CLASS AA CONCRETE FOR CLASS III SURFACE PREPARATION	0.0 CY			
UNDERSIDE OF DECK REPAIRS				
SHOTCRETE REPAIRS	ESTIMATE		ACTUAL	
	AREA SF	VOLUME CF	AREA SF	VOLUME CF
UNDERSIDE OF DECK	0.0	0.0		
OVERHANG DIAPHRAGMS	5.8	1.5		
UNDERSIDE OF OVERHANG	0.6	0.3*		
INTERIOR DIAPHRAGMS	3.8	2.4*		
	ESTIMATE		ACTUAL	
UNDERSIDE EPOXY RESIN INJECTION	0.0 LF			

VALUES IN CHARTS REPRESENT ESTIMATED UNDERSIDE OF DECK REPAIR TOTALS AFTER REMOVAL OF UNSOUND CONCRETE, MIN. OF 1" BEHIND REBAR AND MIN. 1" CLEAR TO SAWCUT. SEE REPAIR DETAILS.

-  APPROX. CLASS II AREA
-  APPROX. CLASS III AREA
-  BRIDGE JOINT DEMOLITION
-  UNDERSIDE REPAIR
-  DIAPHRAGM REPAIR
-  #1 TEST LOCATION
- ERI EPOXY RESIN INJECTION



PLAN

NOTES

REPAIR LOCATIONS AND ESTIMATED QUANTITIES ARE GIVEN WITH THE BEST INFORMATION AVAILABLE. IF ADDITIONAL REPAIRS NOT SHOWN ON THE DRAWINGS ARE DEEMED NECESSARY BY THE ENGINEER, THE ENGINEER WILL NOTE ON THE DRAWINGS THE APPROXIMATE LOCATIONS AND DESCRIPTION OF THE REPAIRS AND ADJUST THE ACTUAL QUANTITIES ENTERED INTO THE AS-BUILT REPAIR QUANTITY TABLE.

THE EXISTING REINFORCING STEEL IN THE OVERHANG DIAPHRAGMS PILE CAPS SHALL REMAIN IN PLACE. REINFORCING BARS SHALL BE CLEANED AND BENT TO THEIR ORIGINAL SHAPE. ANY DAMAGED BARS SHALL BE REPLACED. THE UNIT CONTRACT PRICE BID FOR "SHOTCRETE REPAIRS" WILL BE FULL COMPENSATION FOR THIS WORK.

FOR UNDERSIDE OF DECK AND DIAPHRAGM REPAIRS, SEE "OVERHANG & DIAPHRAGM REPAIRS DETAILS" SHEET.


FOR SECTION B-B, SEE "JOINT DETAILS" SHEET.

\* QUANTITY HAS BEEN INCREASED DUE TO THE POTENTIAL FOR FURTHER DETERIORATION SINCE THE FIELD INSPECTION BY STRUCTURES MANAGEMENT UNIT.

DocuSigned by:

John A. Yannaccone

7BC36E9C6004E6



3/21/2016

PROJECT NO. I-5756  
 HAYWOOD COUNTY  
 BRIDGE NO. 228

SHEET 2 OF 5

STATE OF NORTH CAROLINA  
 DEPARTMENT OF TRANSPORTATION  
 RALEIGH

PLAN OF SPANS  
 SPAN B

TEST LOCATION	ASPHALT THICKNESS (INCH)	CONCRETE STRENGTH (PSI)
#3	1 1/4"	*
#4	1 1/2"	*

INFORMATION IN CHART TAKEN FROM DECK EVALUATION DATED 10/13/2015.  
 \* CONCRETE COMPRESSIVE STRENGTH COULD NOT BE TESTED DUE TO THE PRESENCE OF ASPHALT OVERLAY.

DRAWN BY: H. T. BARBOUR      DATE: 11/15  
 CHECKED BY: J. YANNACCONE      DATE: 12/15

DOCUMENT NOT CONSIDERED FINAL UNLESS ALL SIGNATURES COMPLETED

REVISIONS						SHEET NO.
NO.	BY:	DATE:	NO.	BY:	DATE:	TOTAL SHEETS
1			3			S-70
2			4			122