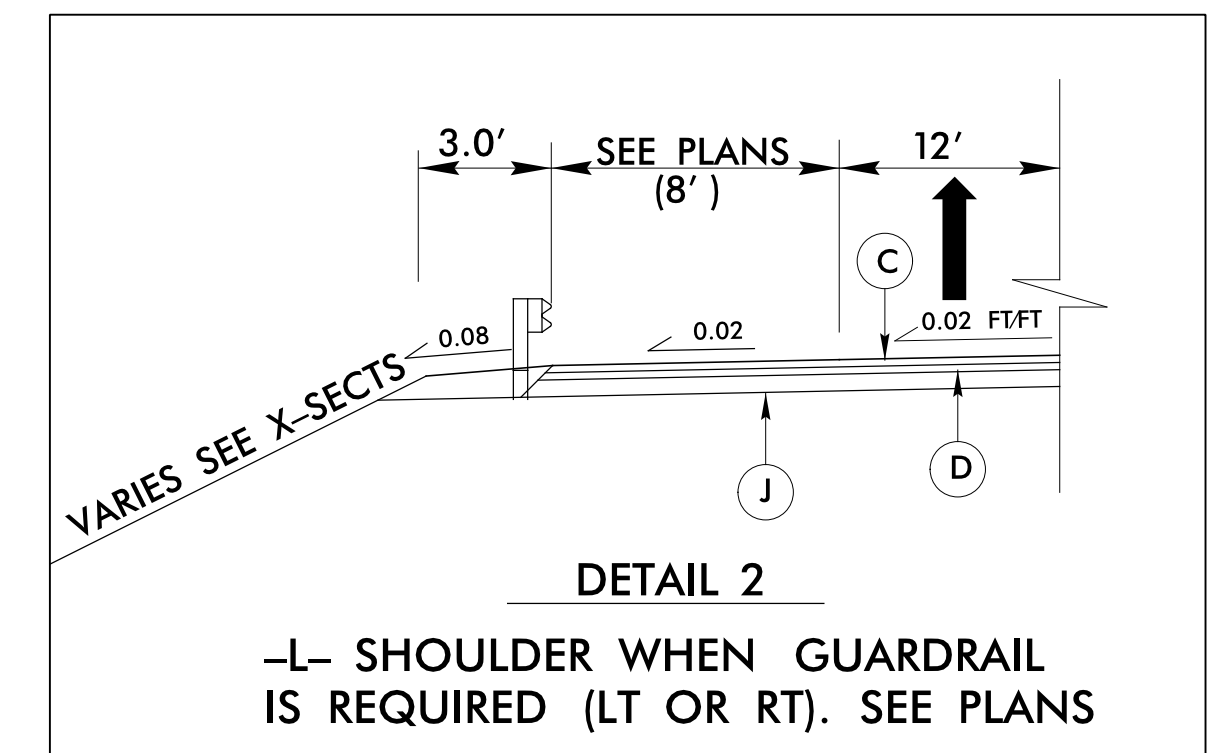
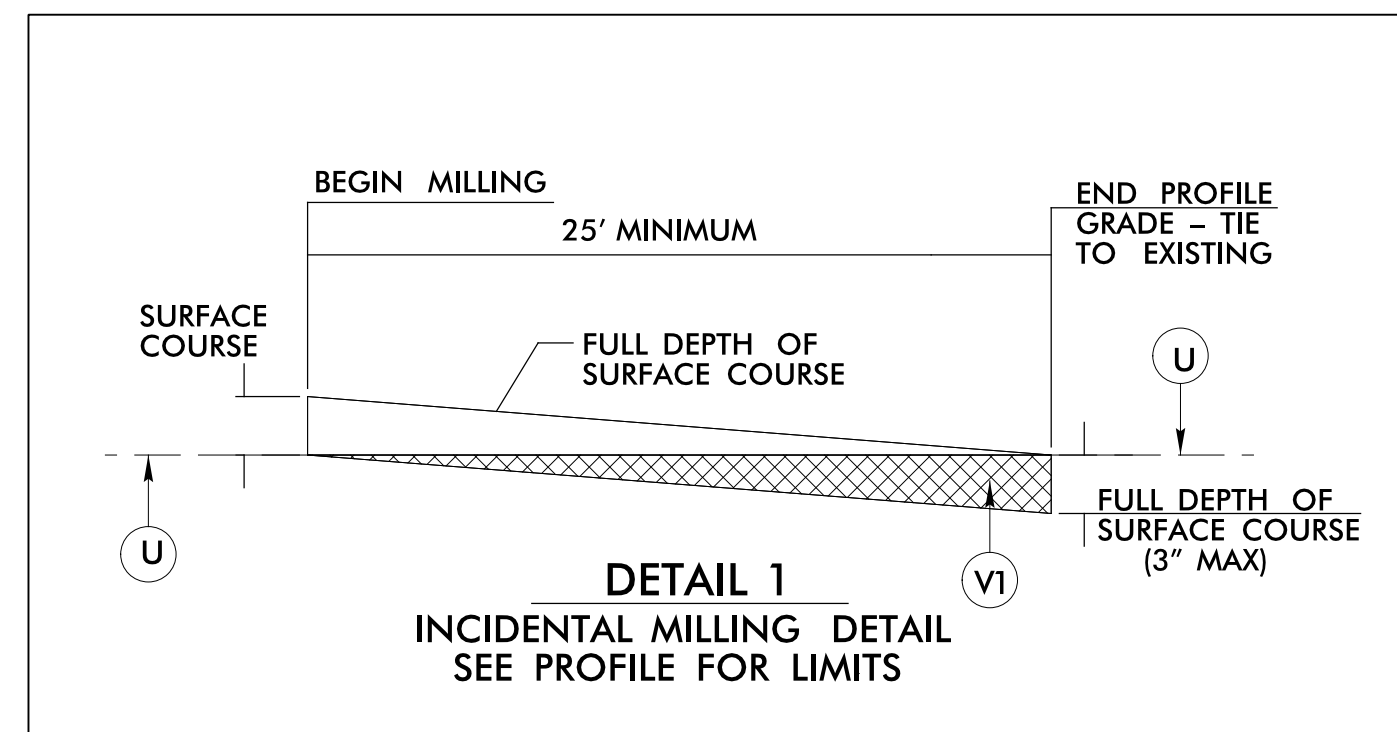
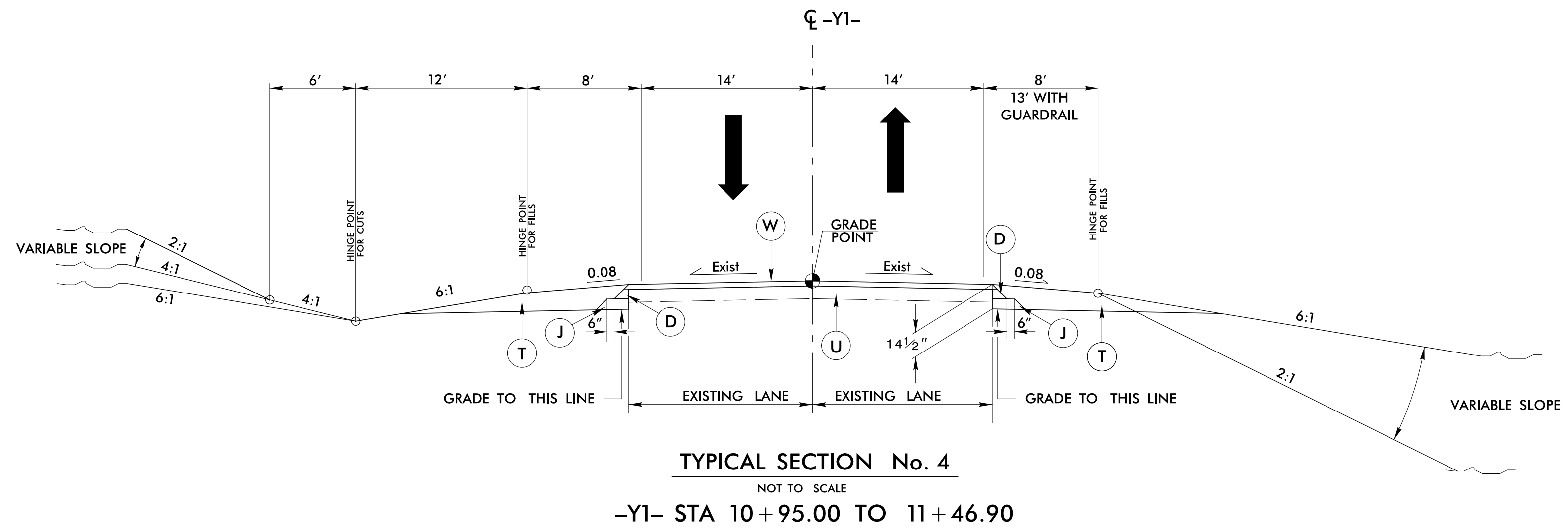
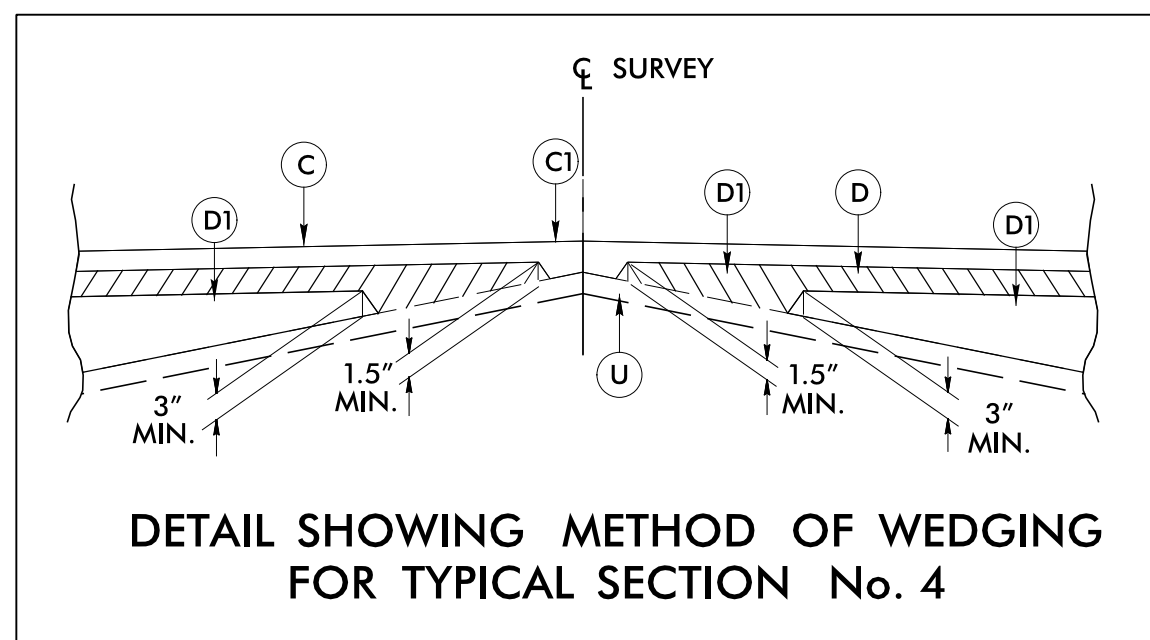


6/2/2016

PAVEMENT SCHEDULE (PRELIMINARY PAVEMENT DESIGN)	
C	PROP. APPROX. 1½" ASPHALT CONCRETE SURFACE COURSE, TYPE S9.5B, AT AN AVERAGE RATE OF 168 LBS. PER SQ. YD.
C1	PROP. VAR. DEPTH ASPHALT CONCRETE SURFACE COURSE, TYPE S9.5B, AT AN AVERAGE RATE OF 112 LBS. PER SQ. YD. PER 1" DEPTH. TO BE PLACED IN LAYERS NOT TO EXCEED 2" IN DEPTH.
D	PROP. APPROX. 3" ASPHALT CONCRETE INTERMEDIATE COURSE, TYPE I19.0B, AT AN AVERAGE RATE OF 342 LBS. PER SQ. YD.
D1	PROP. VAR. DEPTH ASPHALT CONCRETE INTERMEDIATE COURSE, TYPE I19.0B, AT AN AVERAGE RATE OF 114 LBS. PER SQ. YD. PER 1" DEPTH, TO BE PLACED IN LAYERS NOT LESS THAN 2½" IN DEPTH OR GREATER THAN 4" IN DEPTH.
J	PROP. 10" AGGREGATE BASE COURSE.
R	MILLED RUMBLE STRIPS. SEE DETAIL.
T	EARTH MATERIAL
U	EXISTING PAVEMENT
V	MILLING ASPHALT PAVEMENT 1½" IN DEPTH 4' WIDE AT EXISTING RUMBLE STRIPS.
V1	INCIDENTAL MILLING, MAX. 3"
W	VARIABLE DEPTH ASPHALT PAVEMENT (SEE WEDGING DETAILS)

NOTE: PAVEMENT EDGE SLOPES ARE 1:1 UNLESS SHOWN OTHERWISE.



PROJECT REFERENCE NO. R-4416	SHEET NO. 2A-2
ROADWAY DESIGN ENGINEER NORTH CAROLINA PROFESSIONAL SEAL 034367 TODD H. BUCKNER	PAVEMENT DESIGN ENGINEER NORTH CAROLINA PROFESSIONAL SEAL 022896 CLARK S. MORRISON
DocuSigned by: Todd H. Buckner 2/20/2016	DocuSigned by: Clark Morrison 2/20/2016
Michael Baker Engineering, Inc. 1000 Regency Parkway Suite 600 Raleigh, NC 27618 INTERNATIONAL NC License: P-1084	NC DEPARTMENT OF TRANSPORTATION PAVEMENT MANAGEMENT UNIT 1595 MAIL SERVICE CENTER RALEIGH, NC 27699-1593
DOCUMENT NOT CONSIDERED FINAL UNLESS ALL SIGNATURES COMPLETED	