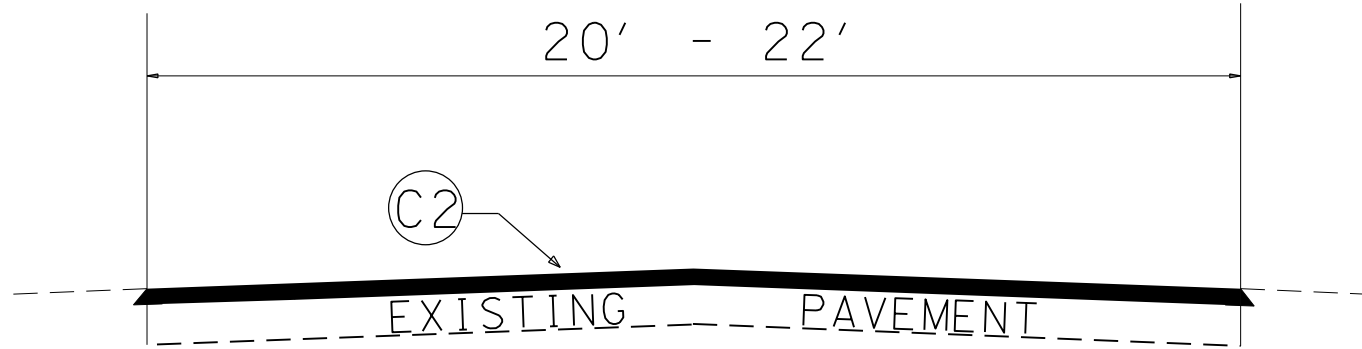


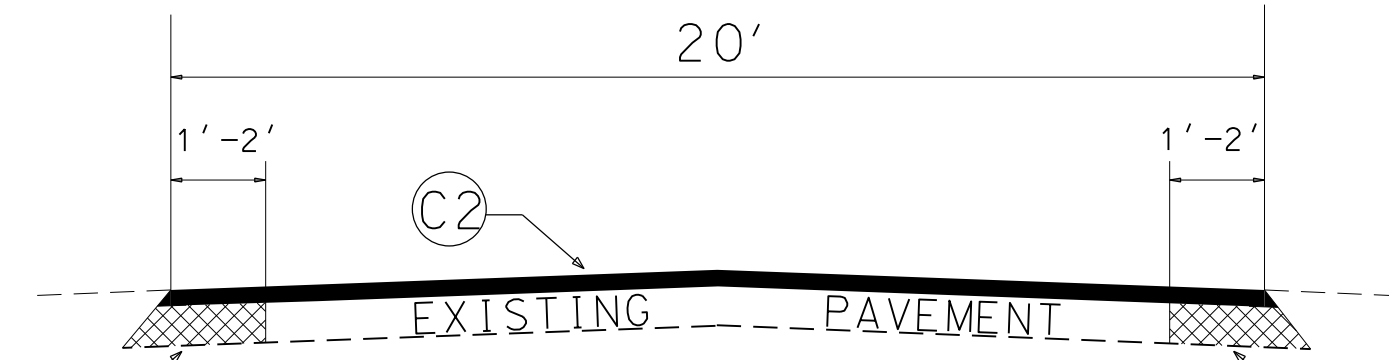
PROJ. REFERENCE NO.	SHEET NO.	TOTAL SHEETS
ALEXANDER COUNTY	8	
STATE PROJ. NO.	F. A. PROJ. NO.	DESCRIPTION
2016CPT.12.04.10021		PRIMARY RESURFACING
2016CPT.12.04.20021		SECONDARY RESURFACING
2016CPT.12.04.20022		FULL DEPTH RECLAMATION

PAVEMENT SCHEDULE	
C1	PROP. APPROX. 2.0" ASPHALT CONCRETE SURFACE COURSE, TYPE S9.5B, AT AN AVERAGE RATE OF 224 LBS. PER SQ. YD.
C2	PROP. APPROX. 1.5" ASPHALT CONCRETE SURFACE COURSE, TYPE S9.5B, AT AN AVERAGE RATE OF 168 LBS. PER SQ. YD.
E	PROP. APPROX. 5" ASPHALT CONCRETE BASE COURSE, TYPE B25.0B, AT AN AVERAGE RATE OF 570 LBS. PER SQ. YD.
T	AGGREGATE SHOULDER BORROW (SHOULDER RECONSTRUCTION)
V	FULL DEPTH RECLAMATION, MIXING DEPTH 12" PORTLAND CEMENT TO BE ADDED AT A RATE OF 80 LBS PER SQ. YD.



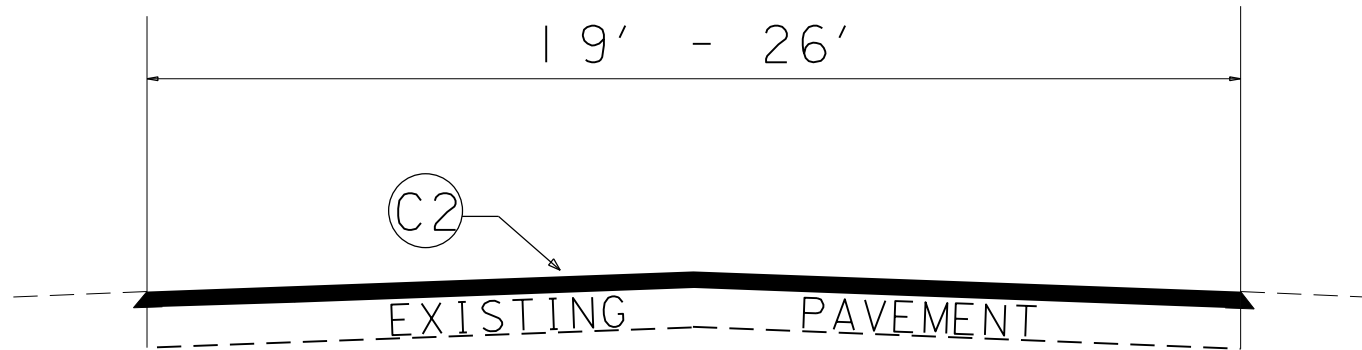
TYPICAL SECTION NO.4

MAP 5,6,7,8,10,11



TYPICAL SECTION NO.5

MAP 4 & 9



TYPICAL SECTION NO.6

MAP 3

2016 - 2017  
Resurfacing Program  
Typical Sections  
Alexander County