DocuSign Envelope ID: CEF63F8A-0349-4A01-83E3-A00BD2910742

REINFORCING BAR SCHEDULE

SPANS A THRU F

BAR	NO.	SIZE	TYPE	LENGTH	WEIGHT
A1E	937	#5	STR	34'-3"	33472
A2	937	#5	STR	34'-3"	33472
A3E	1874	#5	5	7'-7"	14822
B1E	**75**	#4	STR	21'-3"	1065
B2	**369**	#5	STR	54'-0"	20783
B3E	**23**	#7	STR	55'-0"	2586
B4E	**22**	#7	STR	22'-6"	1012
B5E	**25**	#4	STR	18'-0"	301
B6E	**23**	#7	STR	55'-0"	2586
B7E	**22**	#7	STR	22'-6"	1012
B8E	**100**	#4	STR	16'-0"	1069
B9E	**46**	#7	STR	23'-9"	2233
B10E	**45**	#7	STR	27'-0"	2483
B11E	**23**	#7	STR	58'-0"	2727
B12E	**22**	#7	STR	24'-0"	1079
B13E	**25**	#4	STR	21'-7"	360
B14E	**23**	#7	STR	52'-0"	2445
B15E	**22**	#7	STR	21'-0"	944
B16E	**50**	#4	STR	23'-8"	790
G1E	**2**	#5	STR	34'-3"	71
J1E	**64**	#4	5	1'-5"	61
K1E	**8**	#8	3	13'-2"	281
K2E	**8**	#8	1	20'-4"	434
K3	**12**	#4	STR	7'-3"	58
K4	**60**	#4	STR	7'-3"	291
K5	**30**	#4	STR	7'-9"	155
K6	**60**	#4	STR	8'-3"	331
K7	**30**	#4	STR	5'-7"	112
K8	**30**	#4	STR	28'-1"	563
S1E	**48**	#5	4	6'-0"	300
S2	**825**	#4	2	2'-9"	1516
U1	**105**	#4	1	15'-2"	1064
U2	**60**	#4	1	13'-6"	541
REINFORCING STEEL					58886
EPOXY COATED REINFORCING STEEL					72133

"E" DENOTES EPOXY COATED REINFORCING STEEL.

REINFORCED CONCRETE DECK CLASS AA CONCRETE POUR BREAKDOWN

POUR #1	87.8 CU. YDS.
POUR #2	75.5 CU. YDS.
POUR #3	108.3 CU. YDS.
POUR #4	108.3 CU. YDS.
POUR #5	86.0 CU. YDS.
POUR #6	90.7 CU. YDS.
POUR #7	8.1 CU. YDS.
TOTALS	564.7 CU. YDS.

GROOVING BRIDGE FLOORS

APPROACH SLABS	1,382	SQ.FT.
BRIDGE DECK	13,574	SQ.FT.
TOTAL	14,956	SQ.FT.

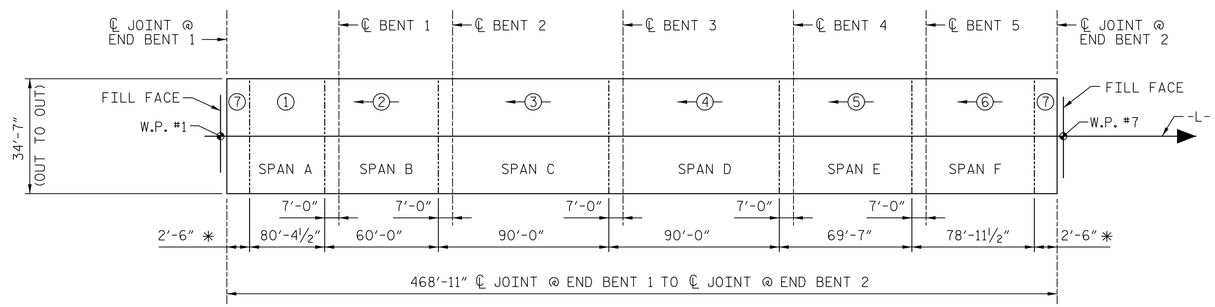

SKETCH SHOWING LOCATION OF TRANSVERSE CONSTRUCTION JOINTS AND ORDER OF POURS

INDICATES POUR NUMBER AND DIRECTION

✱ CLOSURE POUR, SEE "STANDARD EXPANSION JOINT SEAL DETAILS" SHEET.

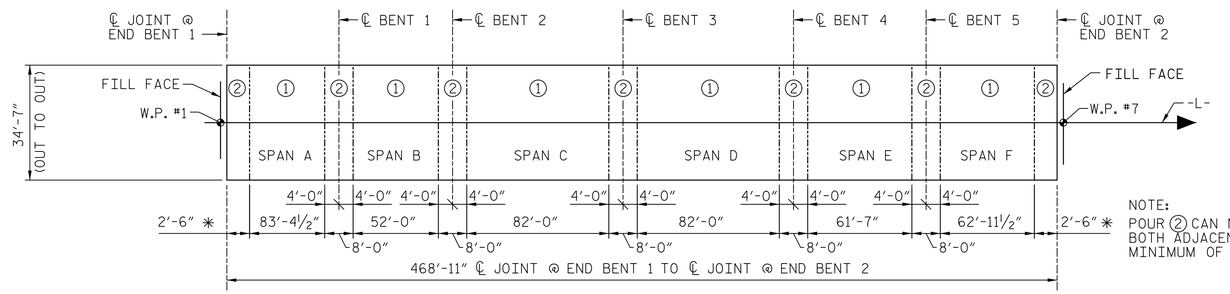

NOTE:
POUR ② CAN NOT BE STARTED UNTIL BOTH ADJACENT ① POURS REACH A MINIMUM OF 3000 PSI.

SKETCH SHOWING OPTIONAL LOCATION OF TRANSVERSE CONSTRUCTION JOINTS AND ORDER OF POURS

INDICATES POUR NUMBER

BAR TYPES

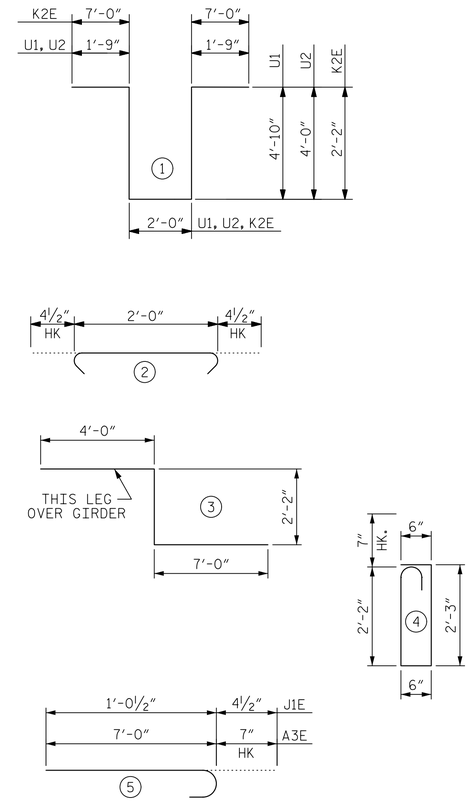

ALL BAR DIMENSIONS ARE OUT TO OUT

SUPERSTRUCTURE BILL OF MATERIAL

	CLASS AA CONCRETE	REINFORCING STEEL	EPOXY COATED REINFORCING STEEL
	(CU. YDS.)	(LBS.)	(LBS.)
TOTALS✱✱	564.7	58886	72133

✱✱ QUANTITIES FOR CONCRETE PARAPET ARE NOT INCLUDED

SUPERSTRUCTURE REINFORCING STEEL LENGTHS ARE BASED ON THE FOLLOWING MINIMUM SPLICE LENGTHS

BAR SIZE	SUPERSTRUCTURE EXCEPT APPROACH SLABS, PARAPET, AND BARRIER RAIL		APPROACH SLABS		PARAPET AND BARRIER RAIL
	EPOXY COATED	UNCOATED	EPOXY COATED	UNCOATED	
#4	2'-0"	1'-9"	2'-0"	1'-9"	2'-9"
#5	2'-6"	2'-2"	2'-6"	2'-2"	3'-5"
#6	3'-0"	2'-7"	3'-10"	2'-7"	4'-4"
#7	5'-3"	3'-6"			
#8	6'-10"	4'-7"			

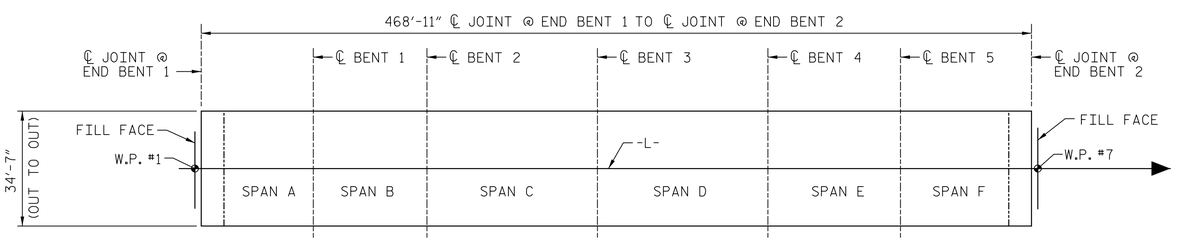

LAYOUT FOR COMPUTING AREA OF REINFORCED CONCRETE DECK SLAB (SQ. FT. = 16,217)

PROJECT NO. U-2707
FORSYTH COUNTY
STATION: 90+25.00 -L-

BRIDGE NO. 656

AECOM
AECOM TECHNICAL SERVICES, INC.
701 CORPORATE CENTER DRIVE, SUITE 475
RALEIGH, NC 27607
(919) 854-6200 www.aecom.com
AECOM License No. F-0342

NORTH CAROLINA PROFESSIONAL SEAL 030474 ENGINEER JOHN C. MORRISON
DocuSigned by: John C. Morrison
1/12/2016

STATE OF NORTH CAROLINA
DEPARTMENT OF TRANSPORTATION
RALEIGH

STANDARD
SUPERSTRUCTURE BILL OF MATERIAL

DOCUMENT NOT CONSIDERED FINAL UNLESS ALL SIGNATURES COMPLETED

REVISIONS						
NO.	BY:	DATE:	NO.	BY:	DATE:	
1			3			
2			4			

SHEET NO. S-30
TOTAL SHEETS 86

STD. NO. BOM1

ASSEMBLED BY : KHC DATE : 11/2015
CHECKED BY : JCM DATE : 11/2015

DRAWN BY : JMB 5/87 REV. 8/16/99 RWW/LES
CHECKED BY : SJD 9/87 REV. 5/1/06 TLA/GM
REV. 10/1/11 MAA/GM

USER: kyle.compton
DGN: RoBridge 656\Cad\40_059_U2707_SMU_S30_BOM.dgn
DATE: 1/12/2016
TIME: 9:25:57 AM