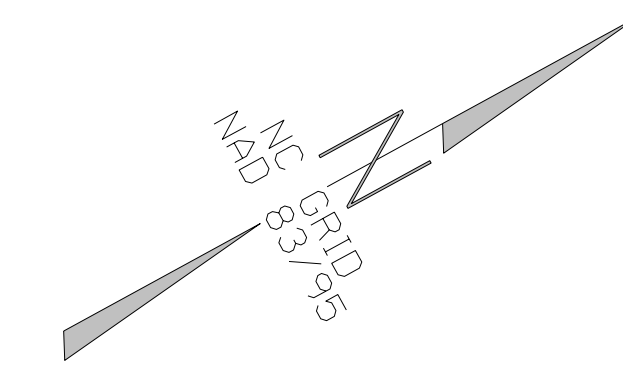
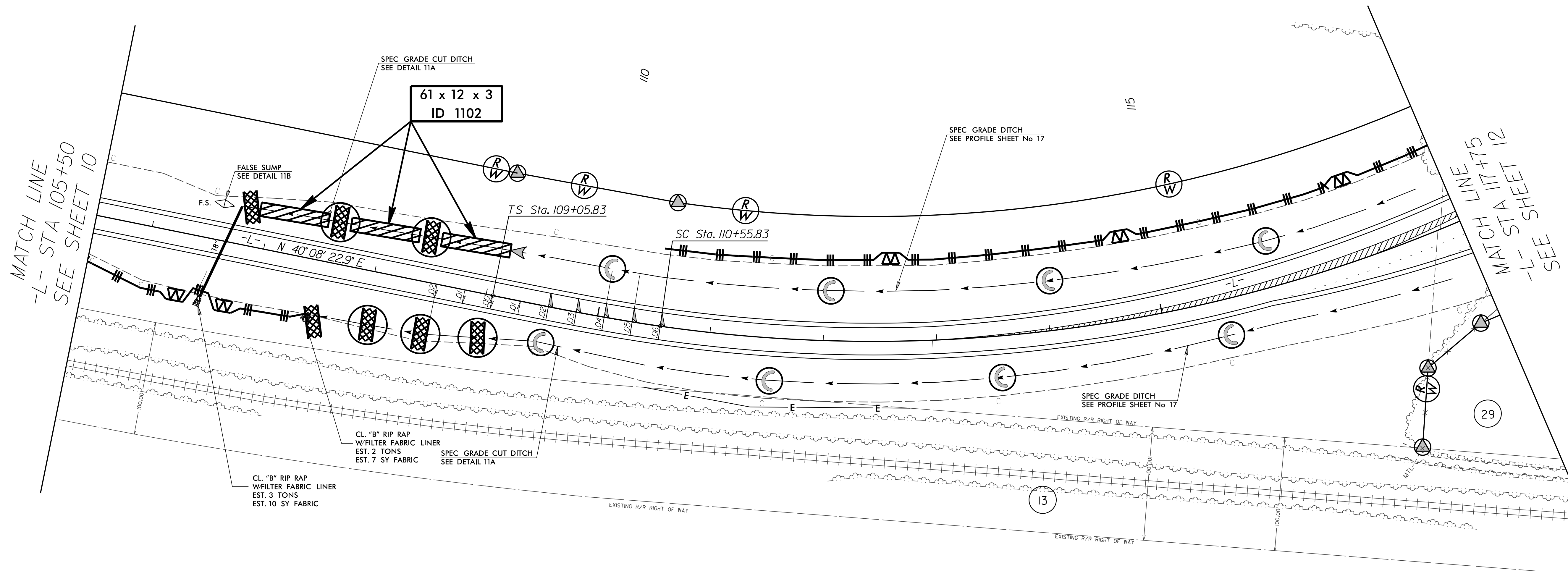


INSTALL MATTING FOR  
EROSION CONTROL IN ALL  
PROPOSED DITCH LINES.

PROJECT REFERENCE NO. U-2707	SHEET NO. EC-21/CONST.11
RW SHEET NO.	
ROADWAY DESIGN ENGINEER	HYDRAULICS ENGINEER
<b>PRELIMINARY PLANS</b> DO NOT USE FOR CONSTRUCTION	



26



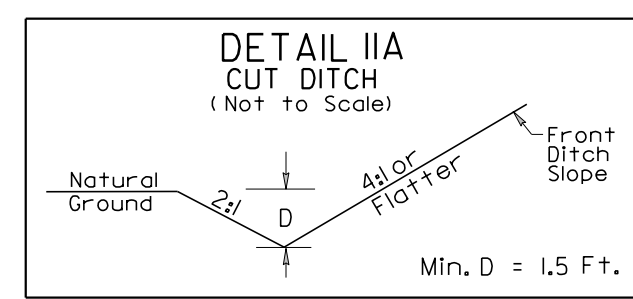
MATCH LINE  
-L- STA 105+50  
SEE SHEET 10

MATCH LINE  
-L- STA 117+75  
SEE SHEET 12

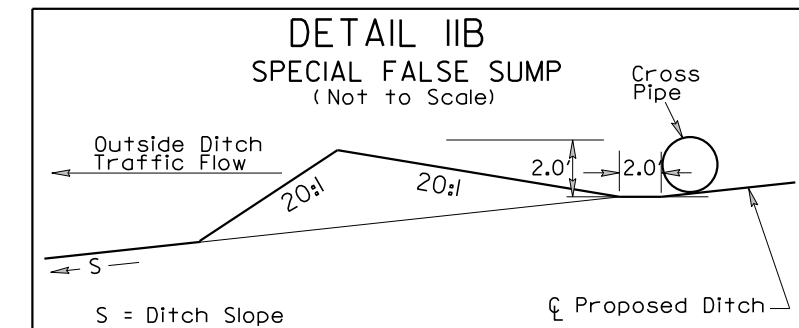
REVISIONS

-L-

PI Sta 110+05.85	PI Sta 115+08.96
$\theta_s = 3^\circ 16' 04.1''$	$\Delta = 38^\circ 01' 36.1''$ (LT)
$L_s = 150.00'$	$D = 4^\circ 21' 25.5''$
$LT = 100.02'$	$L = 872.75'$
$ST = 50.01'$	$T = 453.13'$
	$R = 1,315.00'$
	$SE = 0.06$



-L- STA. 106+75 TO -L- STA. 108+00 LT  
-L- STA. 107+50 TO -L- STA. 110+00 RT



-L- STA. 106+60 LT