

**NOTE:**

REPAIR LOCATIONS AND ESTIMATE OF QUANTITIES ARE GIVEN WITH THE BEST INFORMATION AVAILABLE. IF ADDITIONAL REPAIRS NOT SHOWN ON THE DRAWINGS ARE DEEMED NECESSARY BY THE ENGINEER, THE ENGINEER SHALL NOTE ON THE DRAWINGS THE APPROXIMATE LOCATION AND DESCRIPTION OF THE REPAIRS AND ADJUST THE ACTUAL QUANTITIES ENTERED INTO THE REPAIR QUANTITY TABLE.

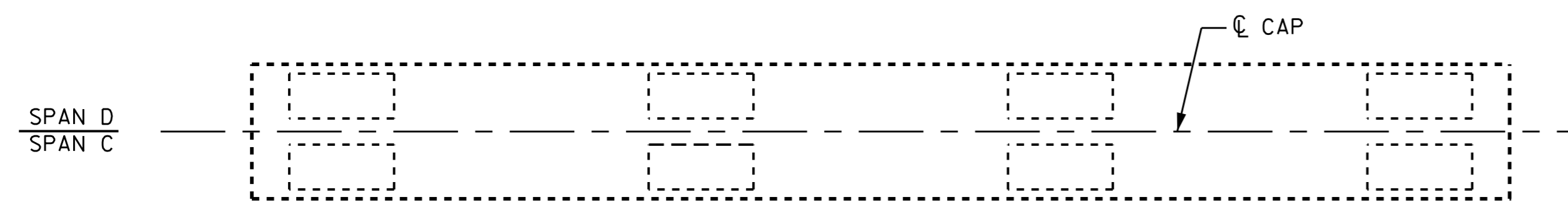
FOR STRUCTURE REPAIRS, SEE "TYPICAL CAP AND COLUMN REPAIR DETAILS" SHEET S-72.

EPOXY COATING SHALL BE APPLIED TO THE TOP FACE OF THE BENT CAP.

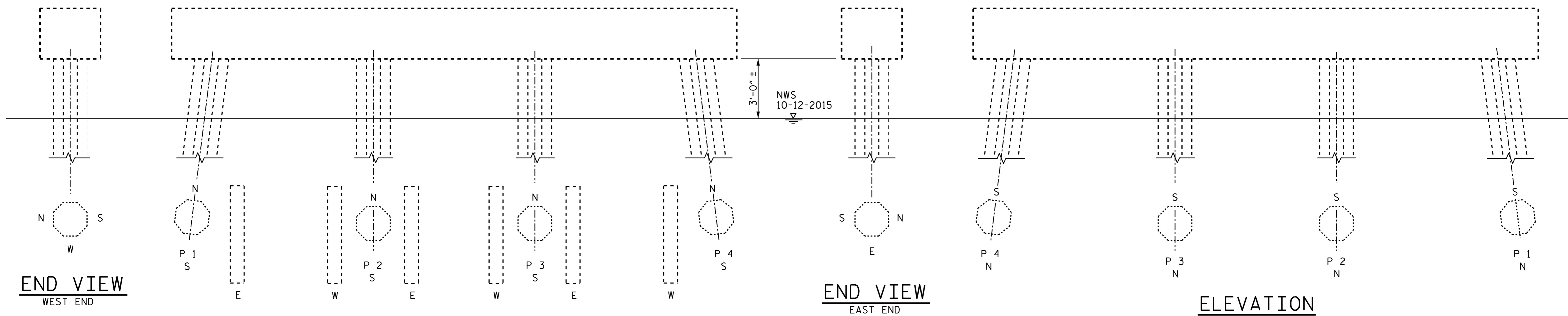
 CONCRETE REPAIR

 SHOTCRETE REPAIR

ERI - EPOXY RESIN INJECTION



TOP OF CAP

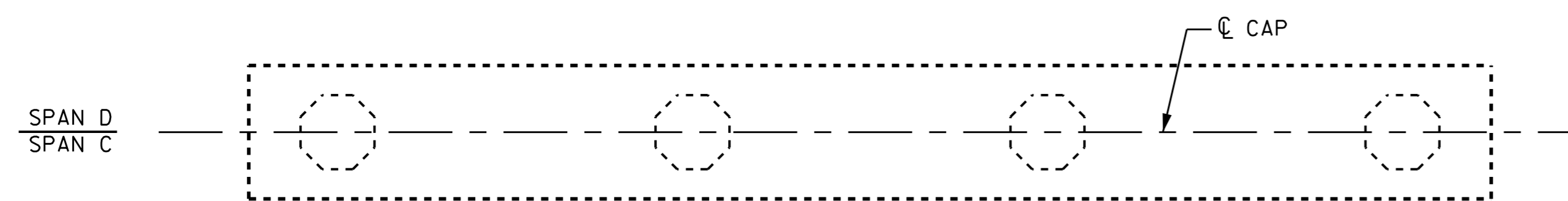


END VIEW  
WEST END

END VIEW  
EAST END

ELEVATION  
LOOKING SOUTH


ELEVATION  
LOOKING NORTH



BOTTOM OF CAP

REPAIR QUANTITY TABLE				
REPAIRS BENT 3	QUANTITIES			
	ESTIMATE		ACTUAL	
SHOTCRETE REPAIRS	AREA SF.	VOLUME CF.	AREA SF.	VOLUME CF.
CAP (VERTICAL FACE)				
CAP (HORIZONTAL FACE)				
PILE (VERTICAL FACE)				
CONCRETE REPAIRS				
EPOXY RESIN INJECTION		LN. FT.		LN. FT.
CAP				
PILE				
EPOXY COATING		SO. FT.		SO. FT.
TOP OF CAP		65.3		

VALUES IN CHART REPRESENT ESTIMATED REPAIR TOTALS AFTER REMOVAL OF UNSOUND CONCRETE, MIN. OF 1" BEHIND REBAR AND MIN. 1" CL TO SAWCUT. SEE REPAIR DETAILS.



DocuSigned by:  
Ting H. Fang  
E7209840077435... 1/28/2016

PROJECT NO. I-5788  
CUMBERLAND COUNTY  
STATION: 157

SHEET 4 OF 5

STATE OF NORTH CAROLINA  
DEPARTMENT OF TRANSPORTATION  
RALEIGH  
**SUBSTRUCTURE REPAIR**  
**BENT 3**  
**NBL**

REVISIONS						SHEET NO. S-33
NO.	BY:	DATE:	NO.	BY:	DATE:	
1			3			TOTAL SHEETS 72
2			4			

DRAWN BY : T. H. FANG DATE : 9/2015  
CHECKED BY : S. B. WILLIAMS DATE : 9/2015