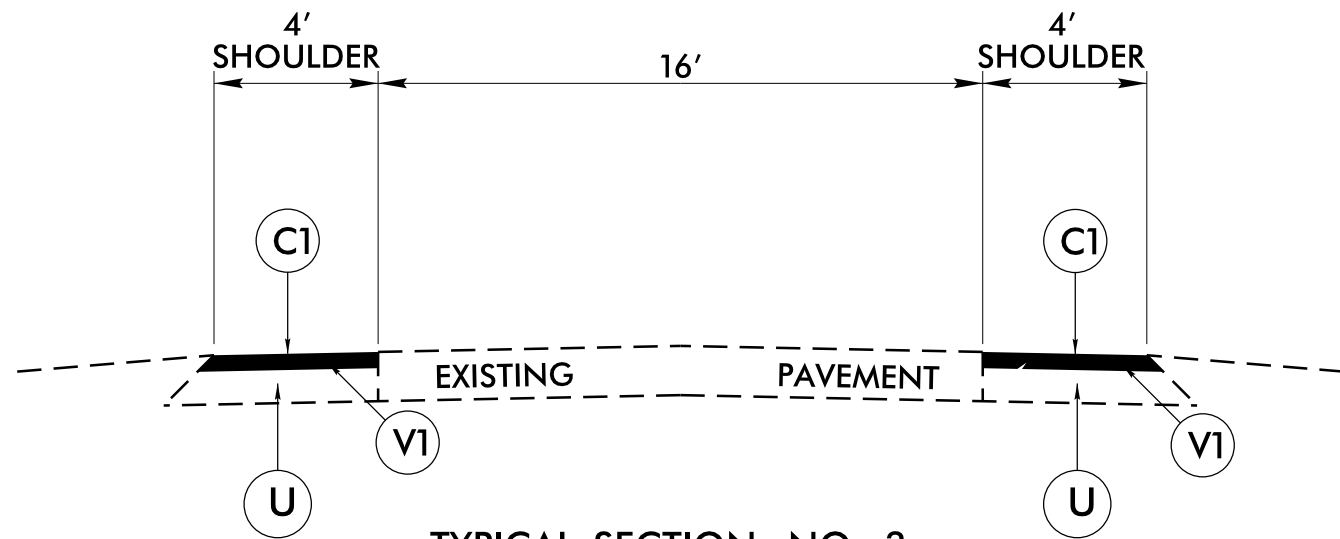
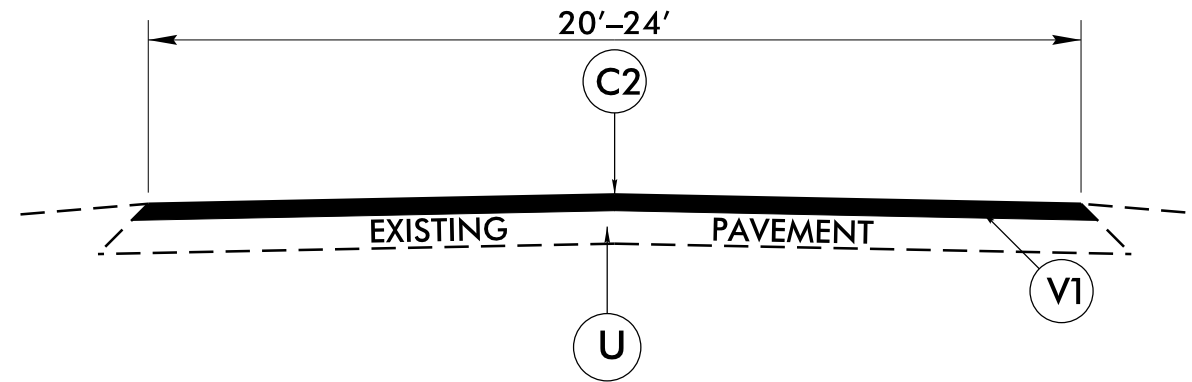


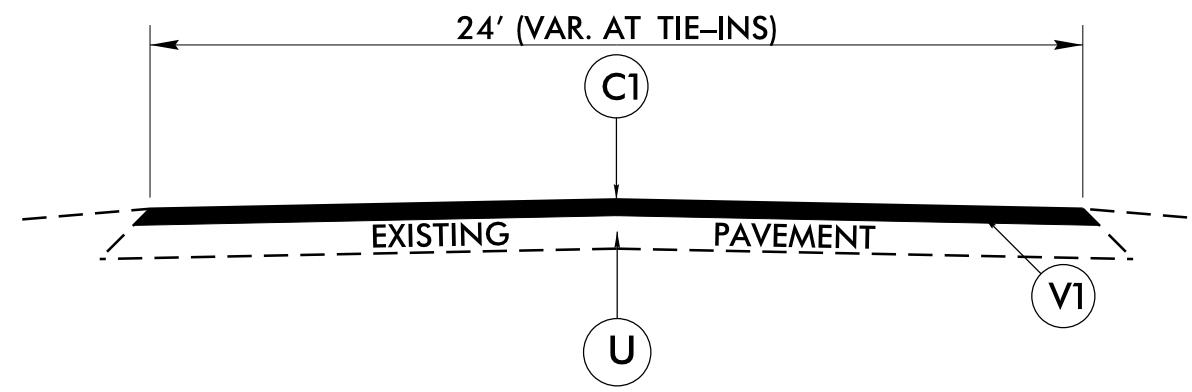
5/14/99



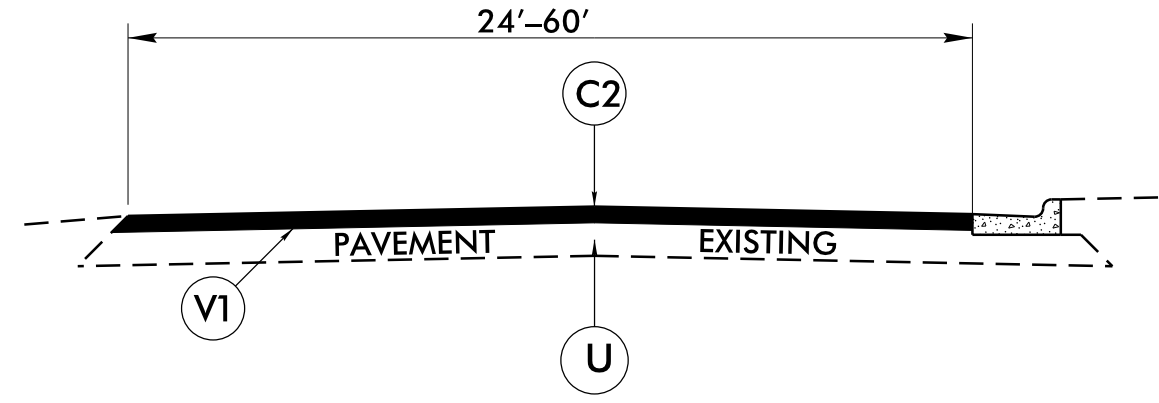
TYPICAL SECTION NO. 3
RAMPS



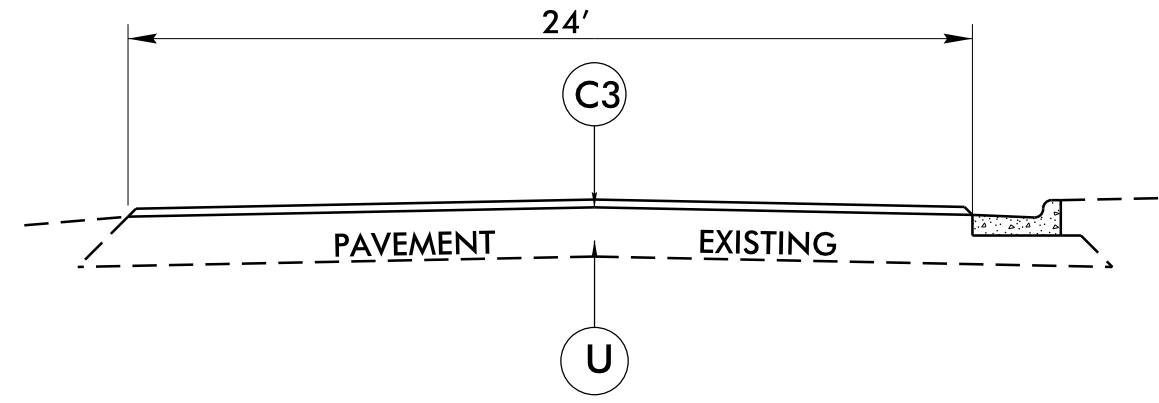
TYPICAL SECTION NO. 4
RAMPS



TYPICAL SECTION NO. 6
RAMPS



TYPICAL SECTION NO. 5
LOOPS



TYPICAL SECTION NO. 7
LOOPS

PROJECT NO.			SHEET NO.	TOTAL NO.
I-5727	- 52005.3.1	- NHPP-0095(22)124	4	
I-5842	- 53048.3.1	- NHPP-0095(26)125		

PAVEMENT SCHEDULE	
C1	PROP. APPROX. 1½" ASPHALT CONCRETE SURFACE COURSE, TYPE S9.5C, AT AN AVERAGE RATE OF 168 LBS. PER SQ. YD.
C2	PROP. APPROX. 1½" ASPHALT CONCRETE SURFACE COURSE, TYPE S9.5D, AT AN AVERAGE RATE OF 168 LBS. PER SQ. YD.
C3	PROP. APPROX. 0.75" OF OGFC TYPE FC-2 MOD, AT AN AVERAGE RATE OF 90 LBS. PER SQ. YD.
U	EXISTING PAVEMENT.
V1	MILLING BITUMINOUS PAVEMENT, 1.5" DEPTH.
V2	MILLED RUMBLE STRIPS (ASPHALT CONCRETE)

09-FEB-2016 09:42
 I:\GIS\Projects\2015\Addendum (Thermoplastic)\I-5727_DDC4_MAP & TYPES.dgn
 27 & I-5842
 09-FEB-2016 09:42
 I:\GIS\Projects\2015\Addendum (Thermoplastic)\I-5727_DDC4_MAP & TYPES.dgn