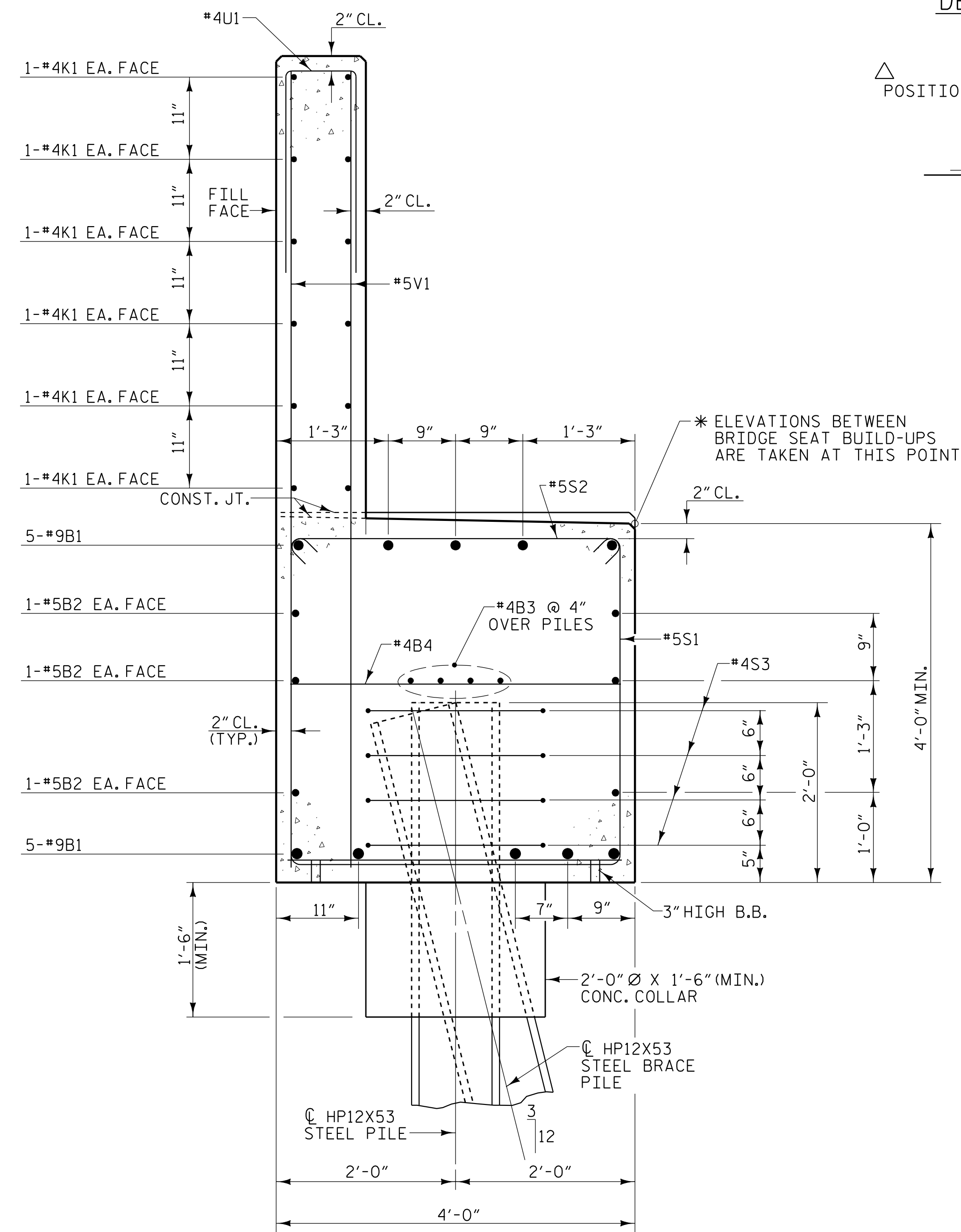
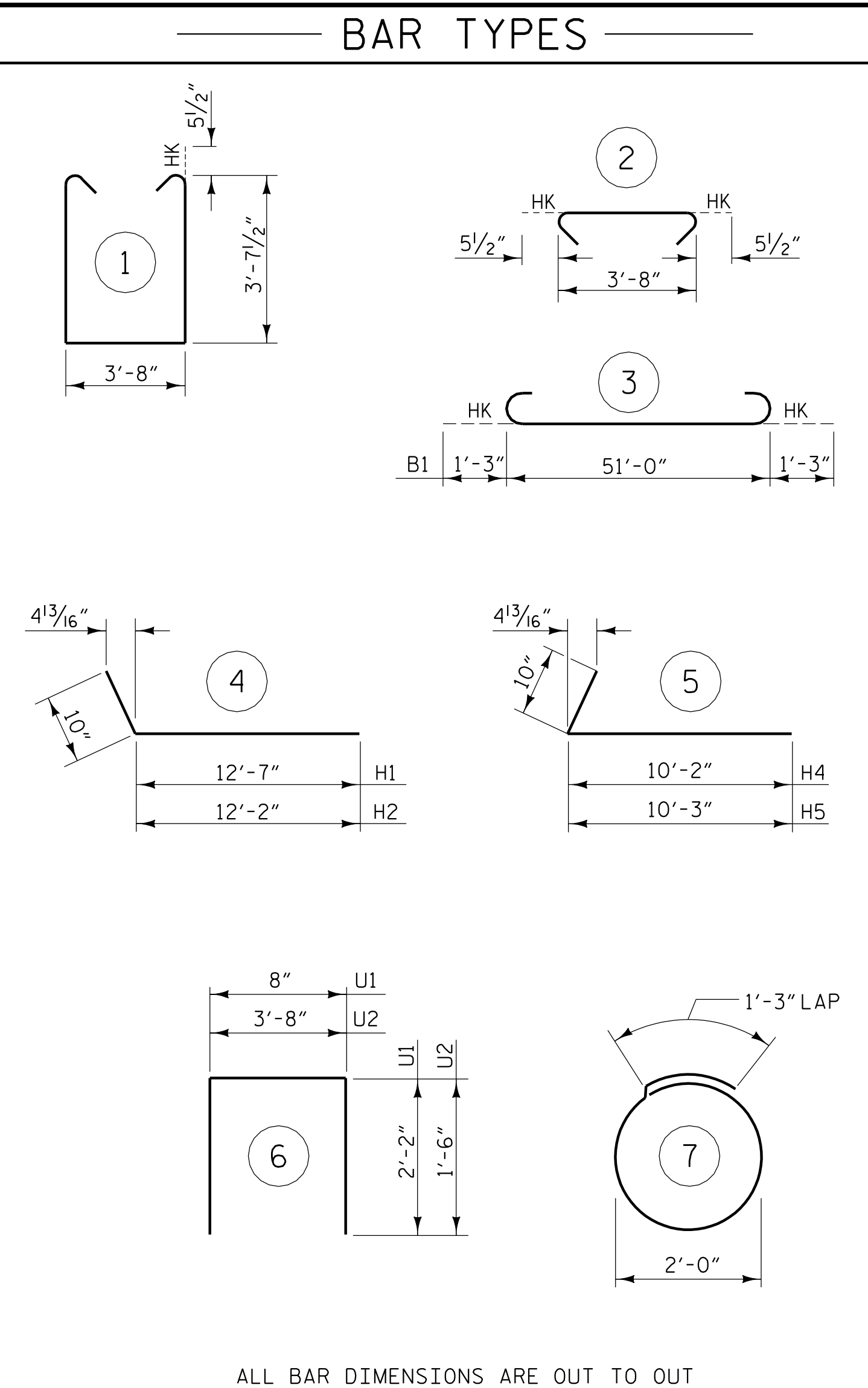


POSITION OF PILE DURING WELDING.

PILE SPlice DETAILS



SECTION A-A



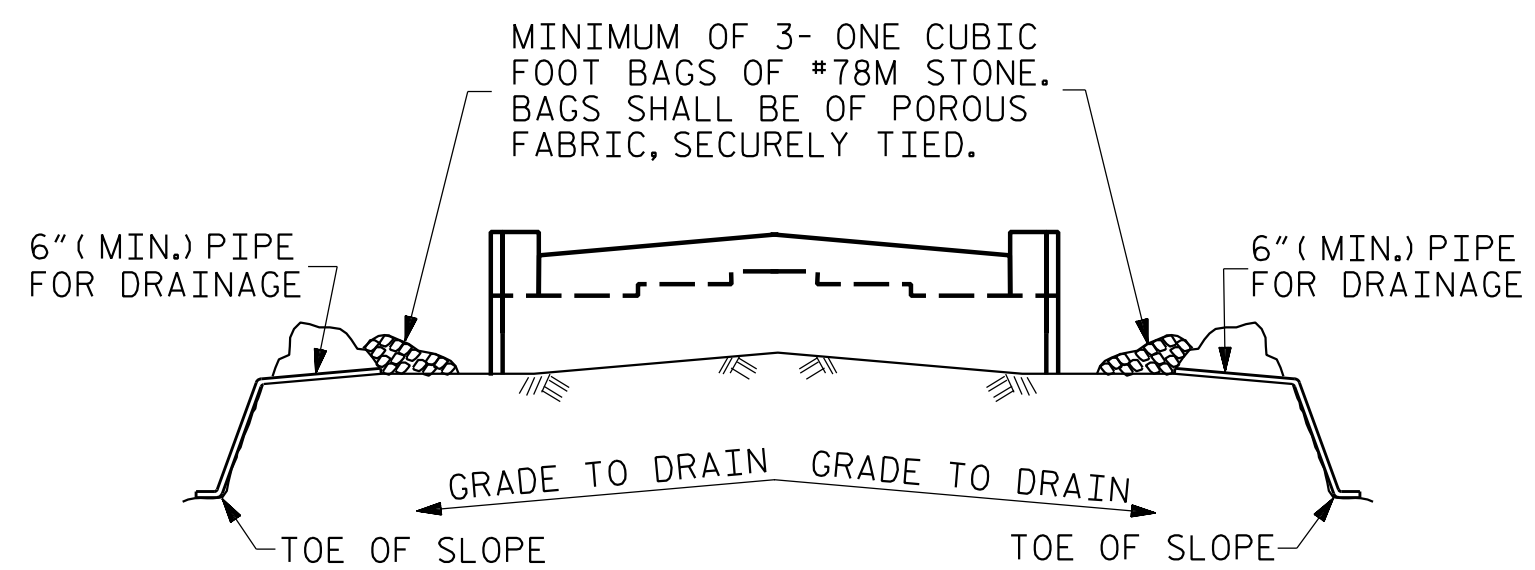
ALL BAR DIMENSIONS ARE OUT TO OUT

BILL OF MATERIAL

END BENT 2

BAR	NO.	SIZE	TYPE	LENGTH	WEIGHT
B1	10	#9	3	53'-6"	1819
B2	6	#5	STR	51'-0"	319
B3	8	#4	STR	26'-10"	143
B4	13	#4	STR	3'-8"	32
B5	10	#4	STR	3'-0"	20
H1	21	#5	4	13'-5"	294
H2	21	#5	4	13'-0"	285
H3	8	#4	STR	3'-7"	19
H4	21	#5	5	11'-0"	241
H5	21	#5	5	11'-1"	243
K1	24	#4	STR	26'-10"	430
S1	69	#5	1	11'-10"	852
S2	69	#5	2	4'-7"	330
S3	32	#4	7	7'-7"	162
U1	43	#4	6	5'-0"	144
U2	8	#4	6	6'-8"	36
V1	86	#5	STR	8'-10"	792
V2	34	#5	STR	10'-6"	372
V3	30	#5	STR	10'-7"	331

TOTAL REINFORCING STEEL	6864 lbs.
CLASS "A" CONCRETE - CU. YARDS	
POUR 1 - CAP, COLLARS & LOWER WINGS	35.8 cu. yds.
POUR 2 - UPPER WINGS & BACKWALL	16.0 cu. yds.
TOTAL	51.8 cu. yds.
HP12X53 STEEL PILES	
8 PILES REQUIRED - LIN. FEET	600
PILE REDRIVES	4 EA.



BAGGED STONE AND PIPE SHALL BE PLACED IMMEDIATELY AFTER COMPLETION OF END BENT EXCAVATION. PIPE MAY BE EITHER CONCRETE, CORRUGATED STEEL, CORRUGATED ALUMINUM ALLOY, OR CORRUGATED PLASTIC. PERFORATED PIPE WILL NOT BE ALLOWED.

BAGGED STONE SHALL REMAIN IN PLACE UNTIL THE ENGINEER DIRECTS THAT IT BE REMOVED. THE CONTRACTOR SHALL REMOVE AND DISPOSE OF SILT ACCUMULATIONS AT BAGGED STONE WHEN SO DIRECTED BY THE ENGINEER. BAGS SHALL BE REMOVED AND REPLACED WHENEVER THE ENGINEER DETERMINES THAT THEY HAVE DETERIORATED AND LOST THEIR EFFECTIVENESS.

NO SEPARATE PAYMENT WILL BE MADE FOR THIS WORK AND THE ENTIRE COST OF THIS WORK SHALL BE INCLUDED IN THE UNIT CONTRACT PRICE BID FOR THE SEVERAL PAY ITEMS.

TEMPORARY DRAINAGE AT END BENT

PLANS PREPARED BY:

MULKEY ENGINEERS & CONSULTANTS
 1010 BELMONT ST.
 RALEIGH, N.C. 27606
 WWW.MULKEYINC.COM
 NC LICENSE NO. 0-1021

PROJECT NO. W-5518
COLUMBUS COUNTY
 STATION: 24+06.36 -L- POT

SHEET 3 OF 3

STATE OF NORTH CAROLINA
 DEPARTMENT OF TRANSPORTATION
 RALEIGH

SUBSTRUCTURE
 END BENT 2

REVISIONS						SHEET NO.
NO.	BY:	DATE:	NO.	BY:	DATE:	S-29
1			3			TOTAL SHEETS
2			4			33

10/2/2015 4:46:54 PM RA:\Structures\W5518\SMU\E2_03.dgn

DRAWN BY : W. B. ALLEN DATE : 2/15
 CHECKED BY : Z. H. BROWN DATE : 3/15
 DESIGN ENGINEER OF RECORD: L. K. AUSTIN DATE : 8/15