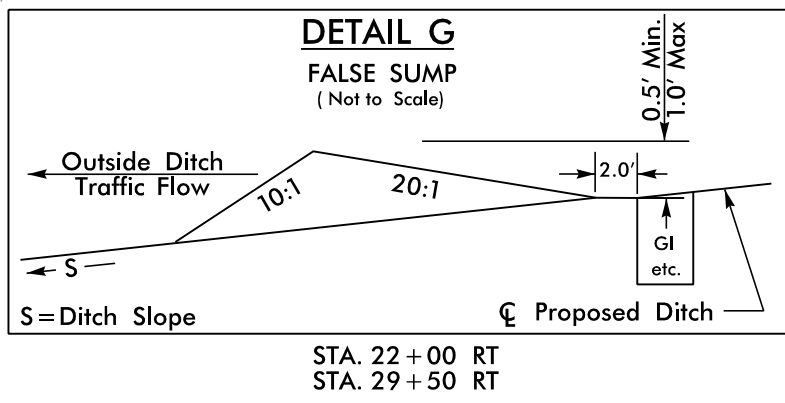
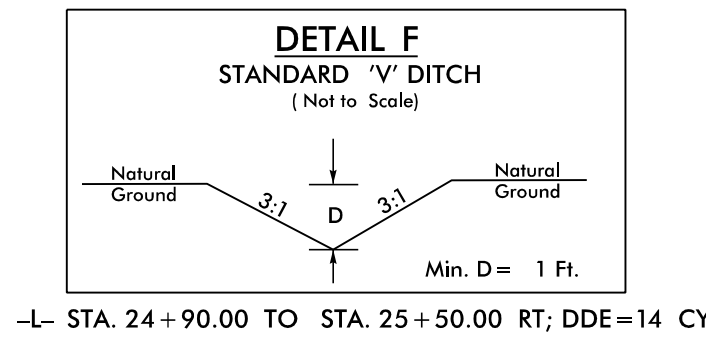
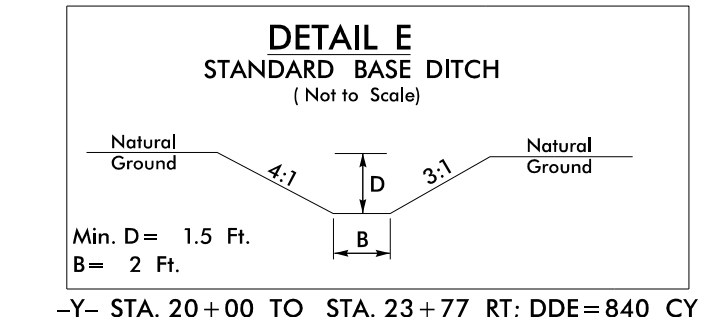
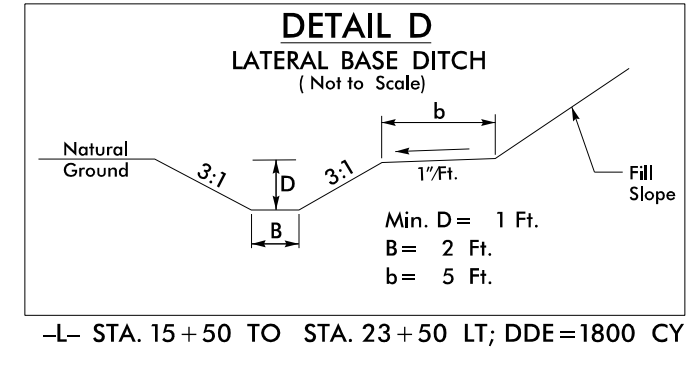
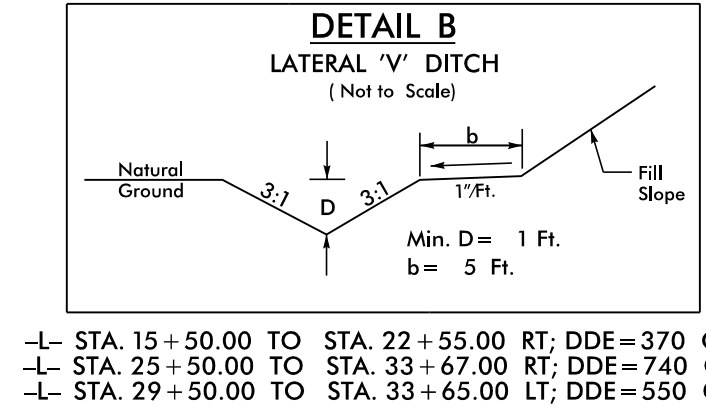
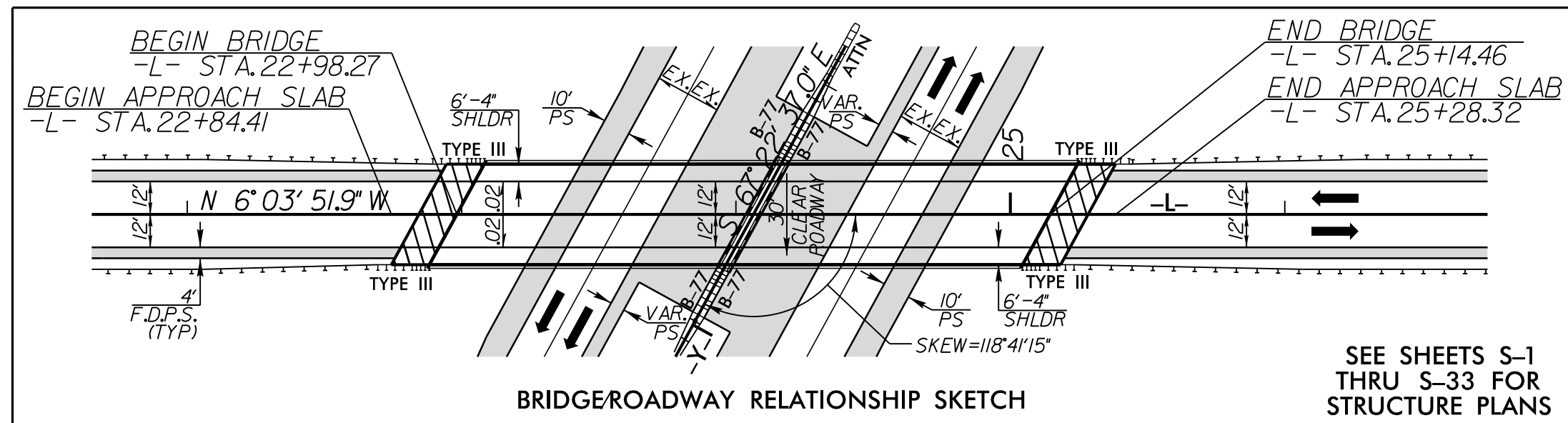


PROJECT REFERENCE NO. W-5518	SHEET NO. EC-09/CONST.05
RW SHEET NO.	
ROADWAY DESIGN ENGINEER	HYDRAULICS ENGINEER



SEE SHEETS S-1
THRU S-33 FOR
STRUCTURE PLANS

NOTE:
BEGIN DOUBLE FACED CABLE GUIDERAIL
-Y- STA. 13+24.90
END DOUBLE FACED CABLE GUIDERAIL
-Y- STA. 35+85.03

88 x 44 x 3
2 inch Skimmer
with 1/25 inch
Orifice Diameter
14 ft. weir
ID EC-100

44 x 22 x 3
1.5 inch Skimmer
with 0.75 inch
Orifice Diameter
4 ft. weir
ID EC-103

48 x 24 x 3
1.5 inch Skimmer
with 0.875 inch
Orifice Diameter
4 ft. weir
ID EC-102

MATCHLINE SHEET 4
-L- STA. 17 + 50.00

MATCHLINE SHEET 6
-L- STA. 31 + 50.00

MATCHLINE SHEET 7
-Y- STA. 26 + 50.00

SEE SHEET 8 FOR -L- PROFILE

REVISIONS

8/17/99
12/10/2015
Environmental\W-5518_hyd_EC_PSH_09.dgn
ALIECE H. JOHNSON
DB 832 PG 93
DB 451 PG 285