PROJECT REFERENCE NO.	SHEET NO.
W-5518	EC-08/CONST.04
R/W SHEET NO.	
ROADWAY DESIGN ENGINEER	HYDRAULICS ENGINEER

8/17/99

REVISIONS

DETAIL A
SPECIAL CUT DITCH
(Not to Scale)

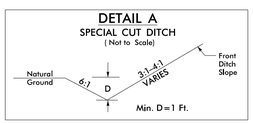

-L- STA. 12+53.00 TO STA. 13+41.00 LT
-L- STA. 13+41.00 TO STA. 15+50.00 RT

DETAIL B
LATERAL "V" DITCH
(Not to Scale)

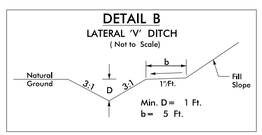

-L- STA. 15+50.00 TO STA. 22+55.00 RT; DDE=370 CY

DETAIL C
SPECIAL LATERAL BASE DITCH
(Not to Scale)

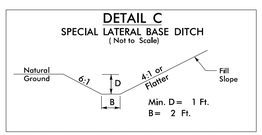

-L- STA. 13+41 TO STA. 15+50 LT; DDE=210 CY

DETAIL D
LATERAL BASE DITCH
(Not to Scale)

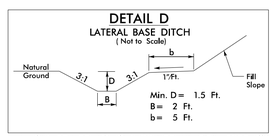

-L- STA. 15+50 TO STA. 23+50 LT; DDE=1800 CY

SEE SHEET 8 FOR -L- PROFILE

12/10/2015
K:\Environmental\W-5518_hyd_EC_PSH_08.dgn
Fkeys