

**This electronic collection of documents is provided
for the convenience of the user
and is Not a Certified Document –**

**The documents contained herein were originally issued
and sealed by the individuals whose names and license
numbers appear on each page, on the dates appearing
with their signature on that page.**

**This file or an individual page
shall not be considered a certified document.**

**STATE OF NORTH CAROLINA
DEPARTMENT OF TRANSPORTATION**

**SIGNING PLAN
JACKSON COUNTY**

**LOCATION: BRIDGE No. 136 OVER PINE CREEK
ON SR 1163 (PINE CREEK ROAD)**

PROJECT REFERENCE NO. B-5404	SHEET NO. SIGN - 1
APPROVED: <small>DocuSigned by: 13E7AF7B8A44448...</small>	
DATE: 9/28/2015	
SEAL 	

T.I.P.: B-5404

CONTRACT: C203671

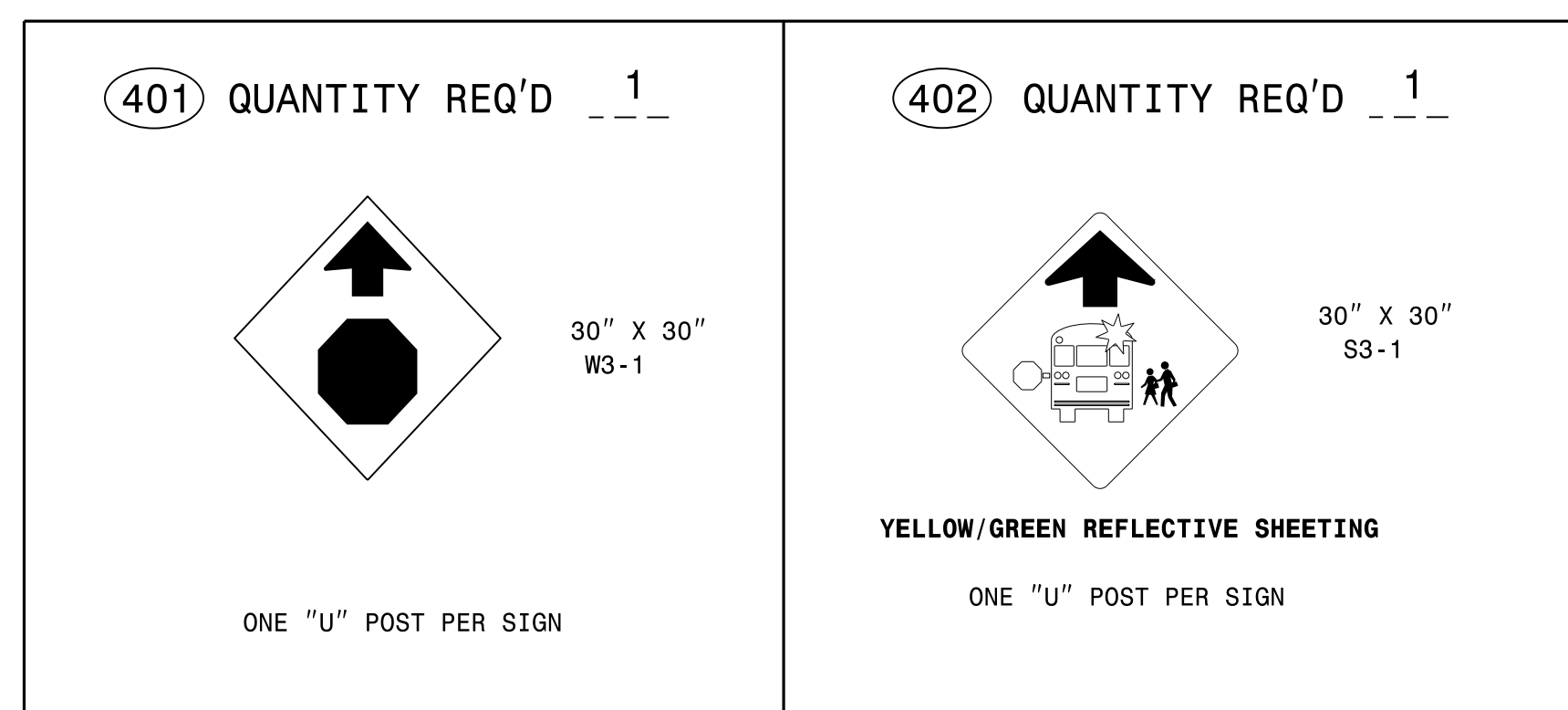
SUMMARY OF QUANTITIES

ITEM NO.		ITEM DESCRIPTION	QUANTITY	UNIT
DESC. NO.	SECT. NO.			
4072000000	903	SUPPORTS, 3 LB STEEL U-CHANNEL	42	L.F.
4102000000	904	SIGN ERECTION, TYPE E	2	EA.
4116100000	904	SIGN ERECTION, RELOCATE SIGN TYPE E (GROUND MOUNTED)	1	EA.
4155000000	907	DISPOSAL OF SIGN SYSTEM, U-CHANNEL	6	EA.
4192000000	907	DISPOSAL OF SUPPORT, U-CHANNEL	1	EA.
4238000000	907	DISPOSAL OF SIGN, D, E OR F	4	EA.

GENERAL NOTES

- . SIGNS FURNISHED BY STATE
- . ALL TYPE 'D' SIGNS SHALL BE MOUNTED ON TWO U-CHANNEL POSTS UNLESS OTHERWISE INDICATED ON THE PLANS.
- . IF REMOVAL OR RELOCATION OF SIGNS ON PRIVATE STREET (NON-STATE MAINTAINED) IS REQUIRED DUE TO CONSTRUCTION, THE CONTRACTOR SHALL INFORM THE ENGINEER. THE WORK WILL BE COMPLETED BY OTHERS.
- . WHEN NOT STATIONED OR DIMENSIONED ON PLANS, ALL 'E' AND 'F' SIGNS SHALL BE FIELD LOCATED BY THE ENGINEER
- . ALL EXISTING SIGNS ON "U" CHANNEL POST WITHIN THE PROJECT LIMITS SHALL BE REMOVED AND DISPOSED OF UNLESS OTHERWISE NOTED ON PLANS.
- . WHEN EXISTING SIGNS ARE REMOVED AND INSTALLED ON NEW SUPPORTS, THE RE-ERECTION SHALL IMMEDIATELY FOLLOW THE REMOVAL.
- . THE BACKGROUND FOR TYPE E & F SIGNS SHALL BE TYPE C REFLECTIVE SHEETING.
- . SEE ROADWAY PLANS FOR GUARD/GUIDE RAIL DETAILS.

E SIGNS



ROADWAY STANDARD DRAWING

THE FOLLOWING ROADWAY STANDARDS AS APPEAR IN "ROADWAY STANDARD DRAWINGS" - PROJECT SERVICES UNIT - N.C. DEPARTMENT OF TRANSPORTATION - RALEIGH, N.C., DATED JANUARY 2012 ARE APPLICABLE TO THIS PROJECT AND BY REFERENCE HEREBY ARE CONSIDERED A PART OF THESE PLANS:


- | | | |
|--------|--|--|
| 904.10 | ORIENTATION OF GROUND MOUNTED SIGNS | |
| 904.50 | MOUNTING OF TYPE 'D', 'E' AND 'F' SIGNS ON 'U' CHANNEL POSTS | |


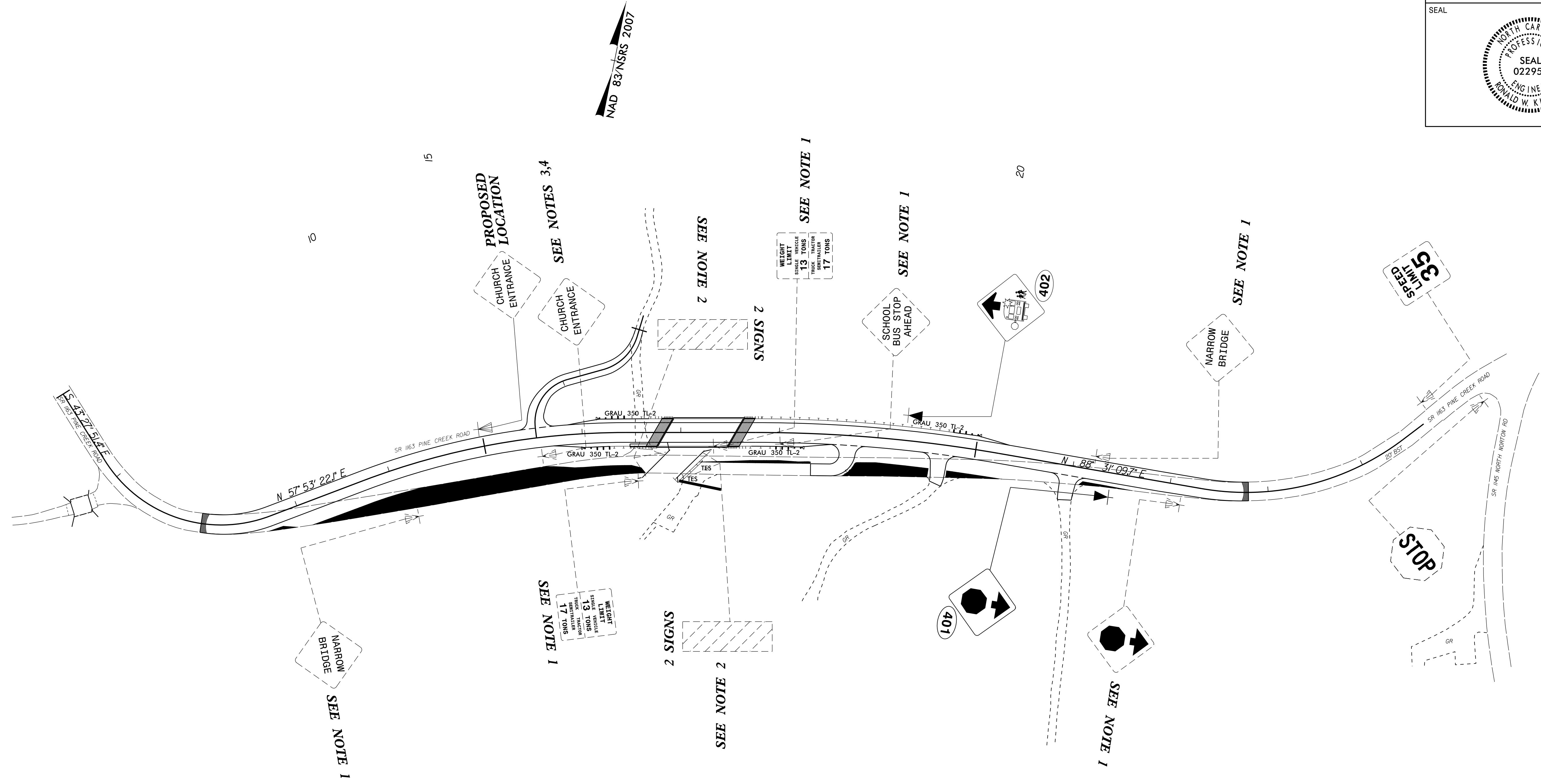
INDEX

SHEET NO.	DESCRIPTION
SIGN-1	TITLE SHEET & E SIGNS
SIGN-2	SIGN DETAIL SHEET

PLAN PREPARED BY: N.C.D.O.T. SIGNING AND DELINEATION UNIT

K. L. JORDAN	SIGNING & DELINEATION REGIONAL ENGINEER
J. G. MARTINEZ	SIGNING & DELINEATION PROJECT DESIGN ENGINEER





PROJECT NOTES

- 1 DISPOSAL OF SIGN SYSTEM, U-CHANNEL
- 2 DISPOSAL OF SIGN, D, E OR F
- 3 DISPOSAL OF SUPPORT, U-CHANNEL
- 4 SIGN ERECTIONS, RELOCATE SIGN TYPE E

EXISTING & PROPOSED SIGNS

22-SEP-2015 14:45
 P:\Projects\B5404\Traffic\Signing\CADD\Signing Layout Plans\B-5404-Sgn-S0N.dgn
 jgmarinez AT TE274401