

CLEARING AND GRUBBING
EROSION CONTROL FOR
CONSTRUCTION SHEET 19

NOTE:
PLACE TEMPORARY ROCK SEDIMENT DAMS TYPE - B
AND TEMPORARY ROCK SILT CHECKS TYPE - A AT
DRAINAGE OUTLETS.

NOTE:
PERIMETER EROSION CONTROL MEASURES SHALL BE
INSTALLED DURING CLEARING AND GRUBBING PHASE.

NOTE:
SILT FENCE AND COIR FIBER WATTLE BREAKS
SHALL BE INSTALLED AS DIRECTED BY ENGINEER.

NOTE:
UTILIZE FABRIC INLET PROTECTION
IN LIEU OF TYPE C INLET
PROTECTION WHERE WATER MIGHT
POND ON ROADWAY USED BY
PUBLIC TRAFFIC

-L-

$$PI\ Sta\ 306+78.49$$

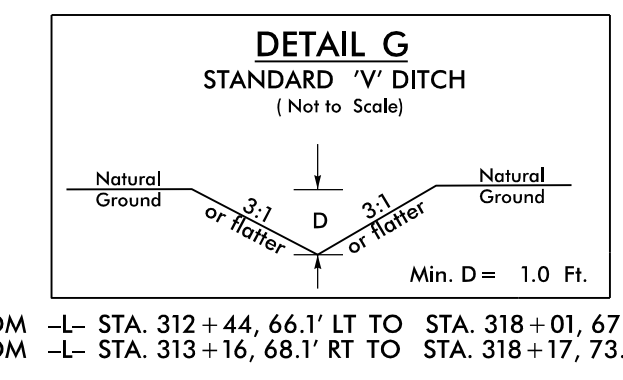
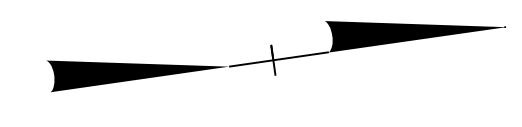
$$\Delta = 14' 23" 27.9" (LT)$$

$$D = 3' 49" 11.0"$$

$$L = 376.76'$$

$$T = 189.38'$$

$$R = 1,500.00'$$

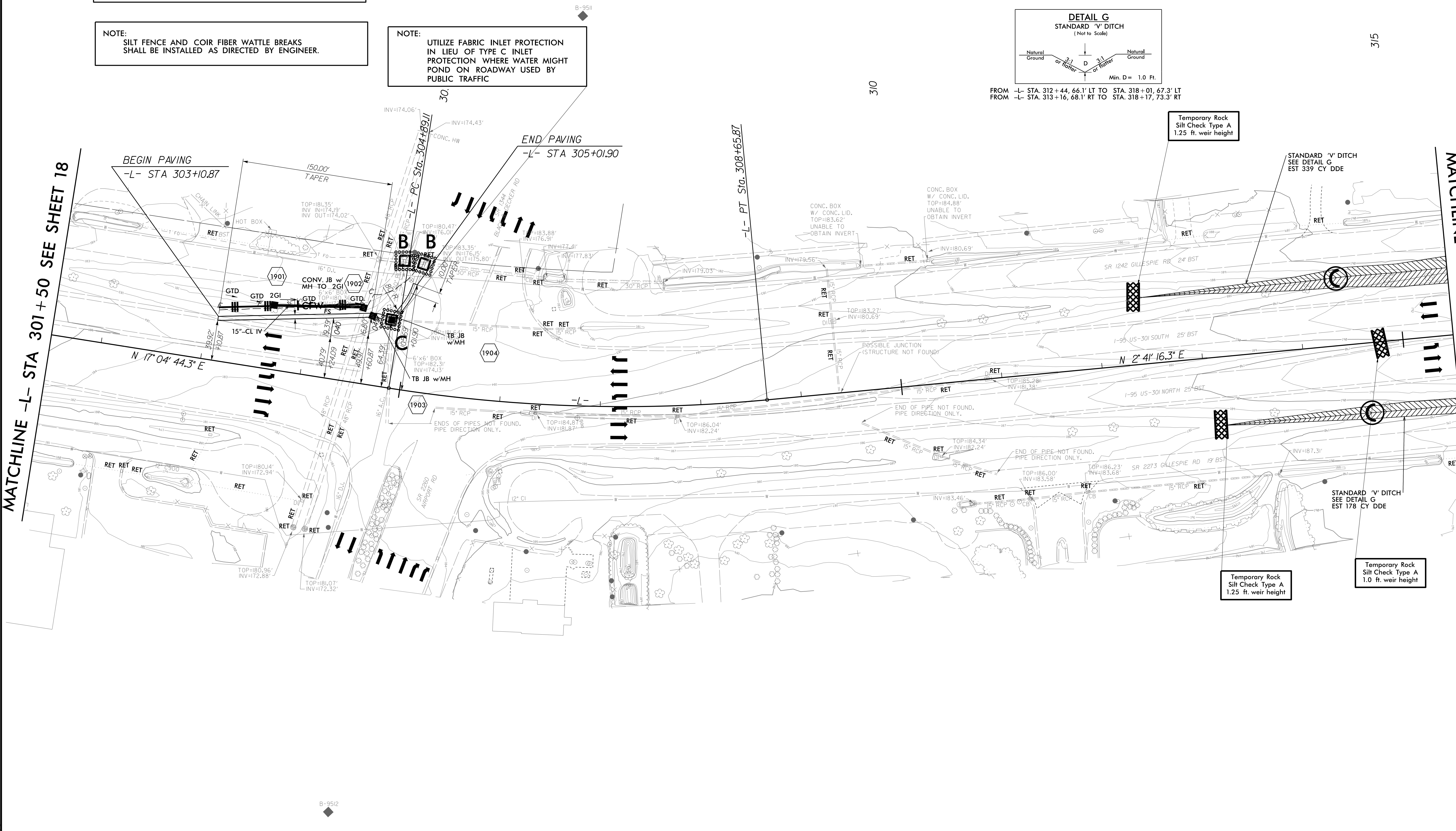


8/17/99

9/4/2015
R:\Roads\de W-5519_REL\PSH19_LC.dgn
loc\user

MATCHLINE -L- STA 301+50 SEE SHEET 18

MATCHLINE -L- STA 315+50 SEE SHEET 20



B-9512