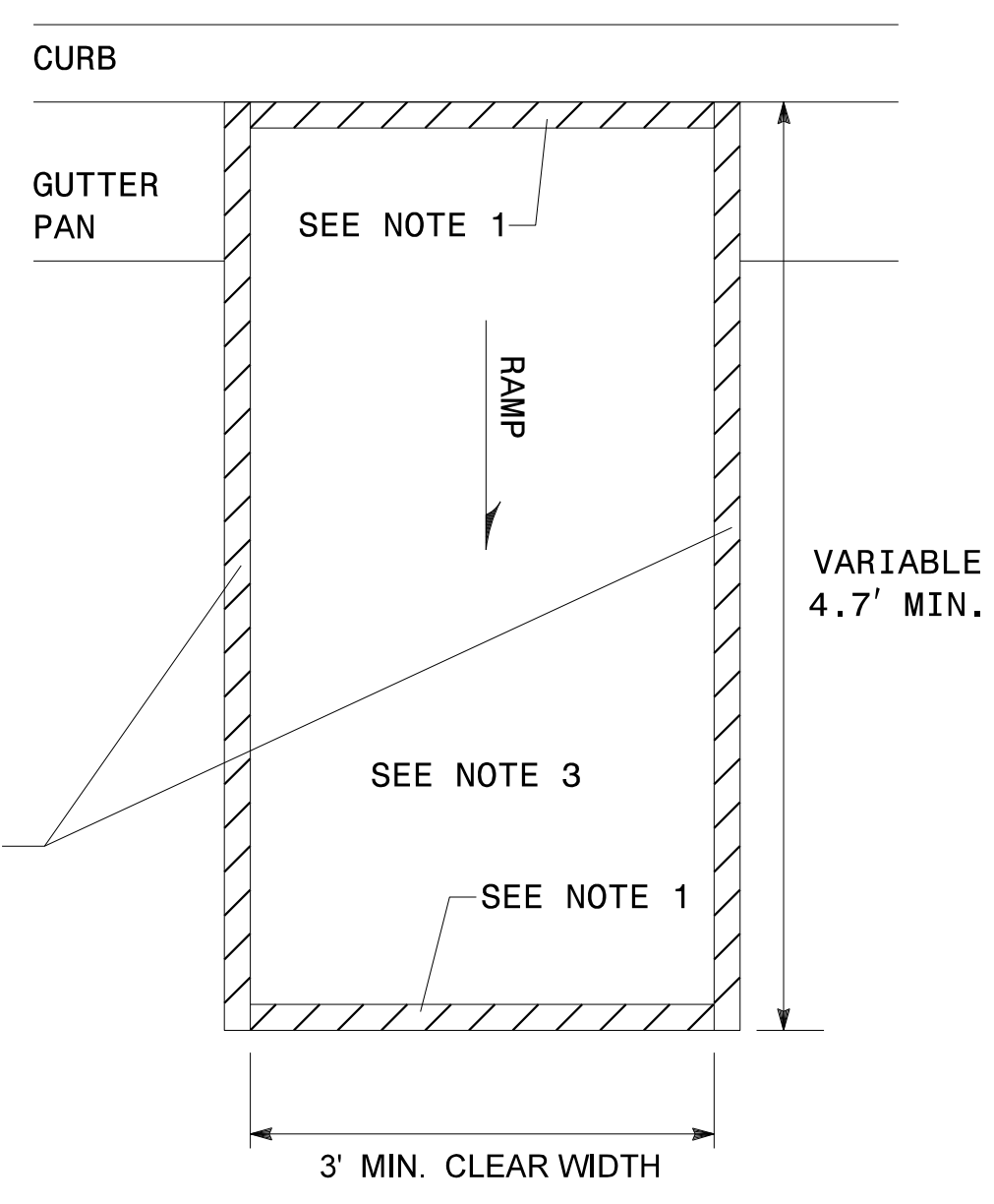
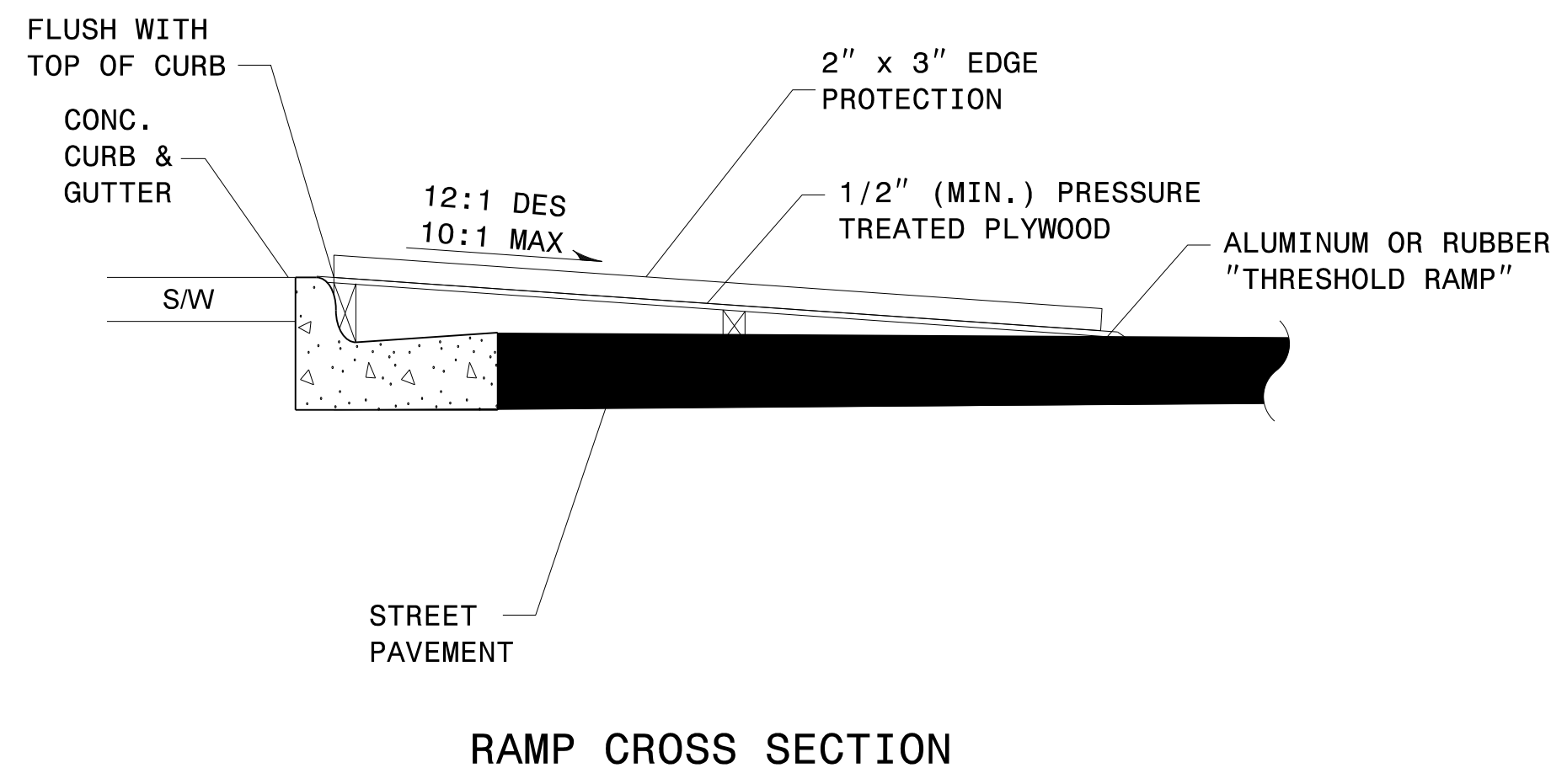





TEMPORARY PEDESTRIAN RAMP



- NOTES:**
1. APPLY 2-INCH WIDE YELLOW AND BLACK DIAGONALLY STRIPED WARNING TAPE AT EDGES OF LANDING AREA AND AT BOTTOM AND TOP EDGES OF RAMP.
 2. APPLY 2-INCH WIDE YELLOW AND BLACK DIAGONALLY STRIPED WARNING TAPE TO TOP AND INSIDE FACE OF EDGE ROLL-OFF PROTECTION.
 3. APPLY WEATHER PROOF SLIP-RESISTANT MATERIAL TO ENTIRE WALKING SURFACE OF RAMPS AND WALKWAYS. USE MATERIAL THAT IS WEATHER-RESISTANT AND WHICH IS SLIP RESISTANT IN BOTH WET AND DRY CONDITIONS.

09-JUL-2015 15:43
 M:\GIS\proj\GIS\100036772 U-3338B Kerr TMP\FOR NCDOT\U3338B_TC_TCP_52.dgn
 AT-DUS29040

ATKINS 1616 EAST MILLBROOK ROAD, SUITE 310
 RALEIGH, NORTH CAROLINA 27609
 (919) 876-6888 NCBEES #F-0326

APPROVED:  DATE: 7/9/2015 		<h2>TEMPORARY RAMP DETAIL</h2>
---	---	--------------------------------