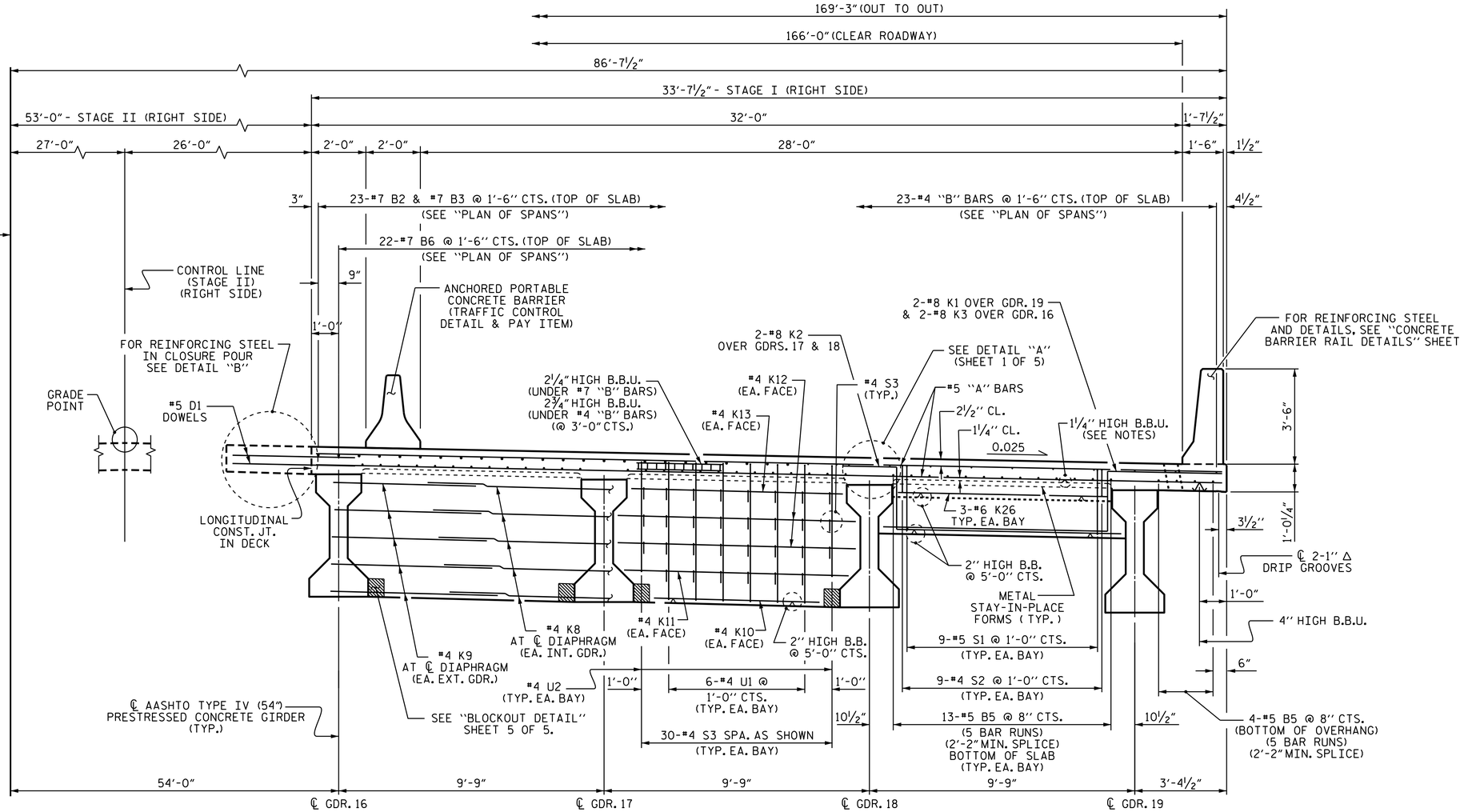

AT BENT DIAPHRAGMS

AT END BENT DIAPHRAGMS

TYPICAL SECTION

STAGE I - RIGHT SIDE

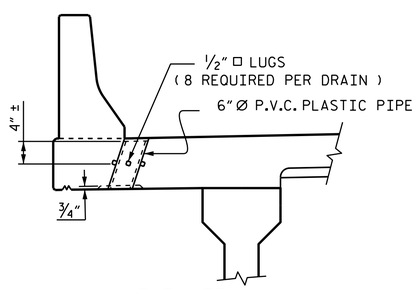

ELEVATION

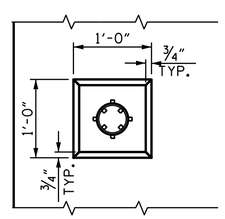

PLAN OF RECESS

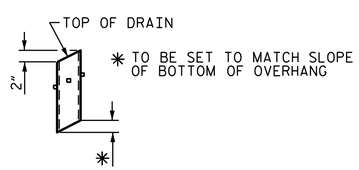

PIPE DETAIL

TEMPORARY DRAIN DETAILS

SEE "PLAN OF SPAN" SHEETS FOR DRAIN LOCATIONS
(50 DRAINS REQUIRED)

TOP OF FLOOR DRAINS TO BE SET ⅜" BELOW SURFACE OF SLAB.

4 - ½" SQUARE LUGS TO BE GLUED TO THE INSIDE AND OUTSIDE OF THE PVC PLASTIC PIPE AT EQUAL SPACES AROUND THE PIPE DRAIN APPROXIMATELY 4" FROM THE TOP OF THE PIPE.

TEMPORARY DECK DRAINS FOR DETOUR CONDITION ARE TO BE FILLED UPON COMPLETION OF CONSTRUCTION.

THE 6" Ø PVC PLASTIC PIPE AND FITTINGS SHALL BE SCHEDULE 40 AND CONFORM TO ASTM D1785.

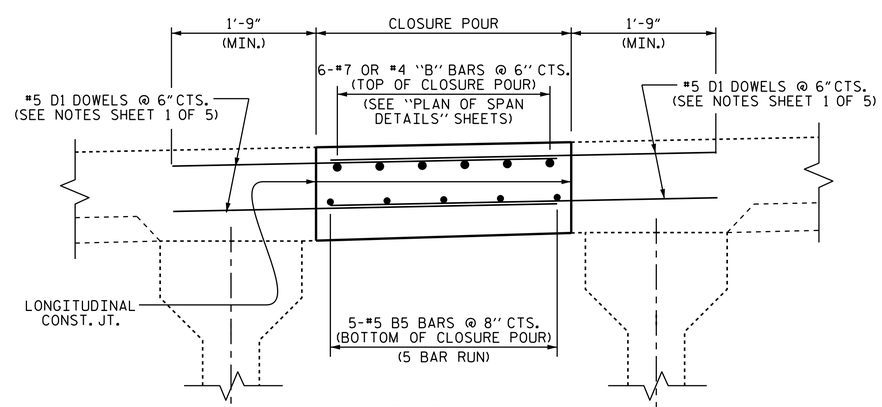

DETAIL "B"

DocuSigned by: Greg Dickey
NORTH CAROLINA PROFESSIONAL SEAL 21271 ENGINEER GREGORY W. DICKEY
10/14/2015

PROJECT NO. I-3318BB
JOHNSTON COUNTY
STATION: 24+68.00 -L-

SHEET 2 OF 5

STATE OF NORTH CAROLINA
DEPARTMENT OF TRANSPORTATION
RALEIGH

SUPERSTRUCTURE

TYPICAL SECTION
STAGE I
(RIGHT SIDE)

REVISIONS						SHEET NO.
NO.	BY:	DATE:	NO.	BY:	DATE:	S-8
1			3			TOTAL SHEETS
2			4			78

DRAWN BY :	D. G. ELY	DATE :	3/14/15
CHECKED BY :	B. N. BARODAWALA	DATE :	5/15
DESIGN ENGINEER OF RECORD:	M. L. RORIE	DATE :	8/15

14-OCT-2015 11:48
R:\Structures\Plans\FINAL PLANS\I-3318BB_SMU_TS.dgn
kpaschal