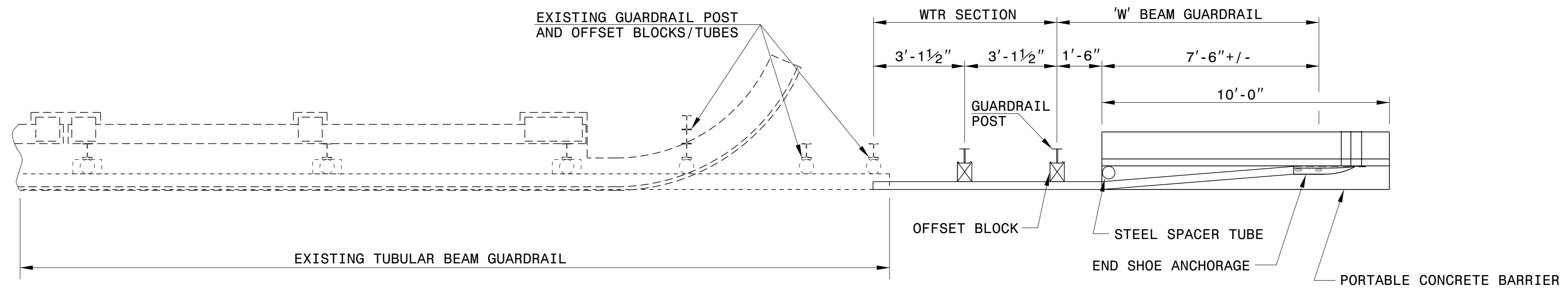
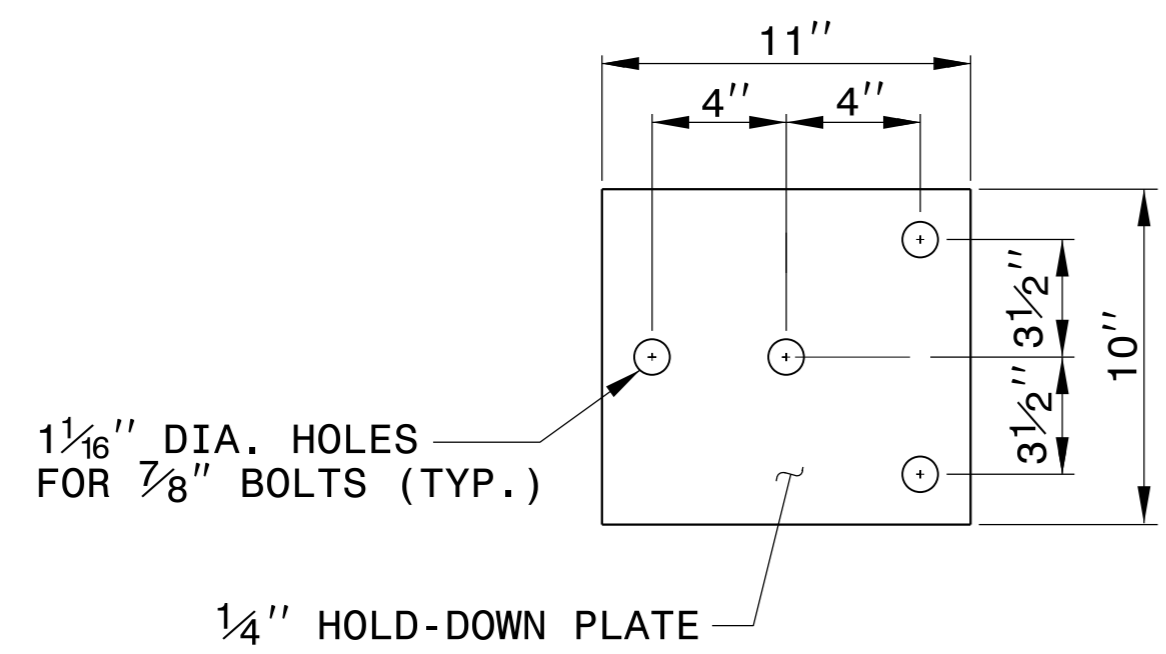


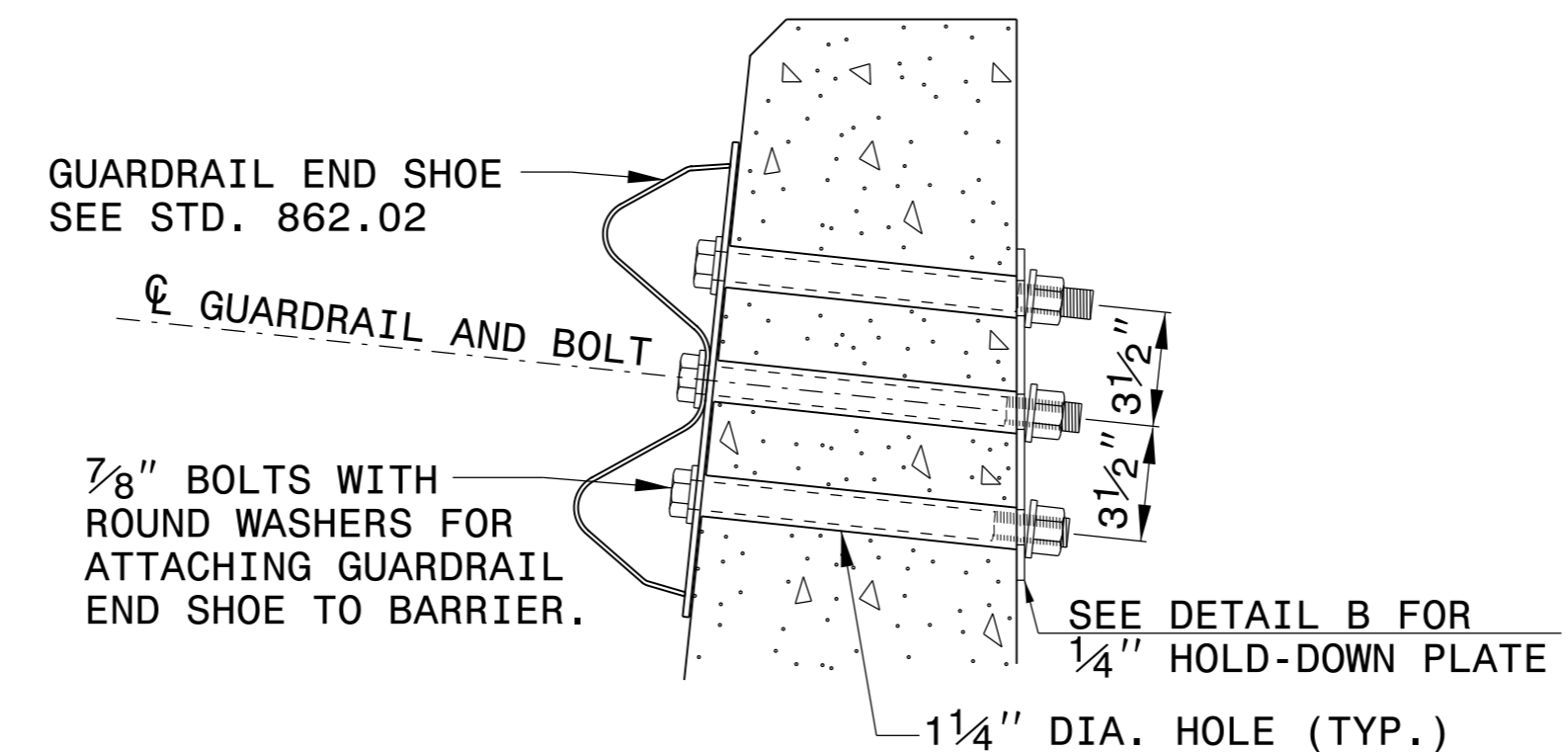
ELEVATION VIEW



PLAN VIEW



4 BOLT HOLD DOWN PLATE



PART SECTION OF BARRIER THRU END SHOE SECTION AND 4 BOLT HOLD DOWN PLATE

NOTES FOR 4 BOLT HOLD DOWN PLATE

THE GUARDRAIL ANCHOR ASSEMBLY SHALL CONSIST OF A 1/4" HOLD DOWN PLATE AND 4 - 7/8" DIA. BOLTS WITH NUTS AND WASHERS.

THE HOLD-DOWN PLATE SHALL CONFORM TO AASHTO M270 GRADE 36. AFTER FABRICATION, THE HOLD-DOWN PLATE SHALL BE HOT-DIP GALVANIZED IN ACCORDANCE WITH AASHTO M111.

AFTER INSTALLATION, THE EXPOSED THREAD OF THE BOLT SHALL BE BURRED WITH A SHARP POINTED TOOL. DRILL 1 1/4" DIA. HOLES WITH A CORE BIT. IMPACT TOOLS WILL NOT BE PERMITTED. ANY CONCRETE DAMAGED BY THIS WORK SHALL BE REPAIRED TO THE SATISFACTION OF THE ENGINEER.



CONTRACT STANDARDS AND DEVELOPMENT UNIT	
Office 919-707-6950	FAX 919-250-4119
TEMPORARY ANCHOR UNIT CONECTING TUBULAR BEAM GUARDRAIL TO PORTABLE CONCRETE BARRIER	
ORIGINAL BY: E.E. WARD	DATE: 9-9-04
MODIFIED BY:	DATE:
CHECKED BY:	DATE:
FILE SPEC.: \\usr\details\stand\862stds\anc.dgn	

5/14/99

\$\$\$\$\$ TIME\$\$\$\$\$

\$\$\$\$\$ USERNAME\$\$\$\$\$

\$\$\$\$\$ USER\$\$\$\$\$

\$\$\$\$\$