

**This electronic collection of documents is provided
for the convenience of the user
and is Not a Certified Document –**

**The documents contained herein were originally issued
and sealed by the individuals whose names and license
numbers appear on each page, on the dates appearing
with their signature on that page.**

**This file or an individual page
shall not be considered a certified document.**

**STATE OF NORTH CAROLINA
DEPARTMENT OF TRANSPORTATION**

**SIGNING PLAN
WILKES COUNTY**

**LOCATION: NC 268 FROM MULTI-LANES EAST
OF NC 18 TO SR 1966 (AIRPORT ROAD)**

<small>PROJECT REFERENCE NO.</small> R-2603	<small>SHEET NO.</small> SIGN-1
<small>APPROVED:</small>	
<small>DATE:</small> 5/29/2015	

T.I.P.: R-2603

CONTRACT: C203580

ROADWAY STANDARD DRAWING

THE FOLLOWING ROADWAY STANDARDS AS APPEAR IN "ROADWAY STANDARD DRAWINGS" - PROJECT SERVICES UNIT - N.C. DEPARTMENT OF TRANSPORTATION - RALEIGH, N.C., DATED JANUARY 2012 ARE APPLICABLE TO THIS PROJECT AND BY REFERENCE HEREBY ARE CONSIDERED A PART OF THESE PLANS:

STD. NO.	TITLE
901.50	ARROWS AND SHIELDS
901.70	SIGN STRINGERS AND SUPPORT SPACING
904.10	ORIENTATION OF GROUND MOUNTED SIGNS
904.50	MOUNTING OF TYPE 'D', 'E' AND 'F' SIGNS ON 'U' CHANNEL POSTS

GENERAL NOTES

- . SIGNS FURNISHED BY STATE
- . ALL TYPE 'D' SIGNS SHALL BE MOUNTED ON TWO U-CHANNEL POSTS UNLESS OTHERWISE INDICATED ON THE PLANS.
- . IF REMOVAL OR RELOCATION OF SIGNS ON PRIVATE STREET (NON-STATE MAINTAINED) IS REQUIRED DUE TO CONSTRUCTION, THE CONTRACTOR SHALL INFORM THE ENGINEER. THE WORK WILL BE COMPLETED BY OTHERS.
- . WHEN NOT STATIONED OR DIMENSIONED ON PLANS, ALL 'E' AND 'F' SIGNS SHALL BE FIELD LOCATED BY THE ENGINEER
- . ALL EXISTING SIGNS ON "U" CHANNEL POST WITHIN THE PROJECT LIMITS SHALL BE REMOVED AND DISPOSED OF UNLESS OTHERWISE NOTED ON PLANS.
- . WHEN EXISTING SIGNS ARE REMOVED AND INSTALLED ON NEW SUPPORTS, THE RE-ERECTION SHALL IMMEDIATELY FOLLOW THE REMOVAL.
- . THE BACKGROUND FOR TYPE E & F SIGNS SHALL BE TYPE C REFLECTIVE SHEETING.
- . SEE ROADWAY PLANS FOR GUARD/GUIDE RAIL DETAILS.

SUMMARY OF QUANTITIES

ITEM NO.	ITEM DESCRIPTION		QUANTITY	UNIT
DESC. NO.	SECT. NO.			
4072000000	903	SUPPORTS, 3 LB STEEL U-CHANNEL	2575	L.F.
4096000000	904	SIGN ERECTION, TYPE D	4	EA.
4102000000	904	SIGN ERECTION, TYPE E	166	EA.
4108000000	904	SIGN ERECTION, TYPE F	23	EA.
4116100000	904	SIGN ERECTION, RELOCATE SIGN TYPE D	6	EA.
4116100000	904	SIGN ERECTION, RELOCATE SIGN TYPE E	1	EA.
4155000000	907	DISPOSAL OF SIGN SYSTEM, U-CHANNEL	62	EA.
4158000000	907	DISPOSAL OF SIGN SYSTEM, WOOD	12	EA.
4192000000	907	DISPOSAL OF SUPPORT, U-CHANNEL	4	EA.

PROJECT NOTES


- 1 DISPOSAL OF SIGN SYSTEM, U-CHANNEL
- 2 DISPOSAL OF SIGN SYSTEM, WOOD
- 3 DISPOSAL OF SUPPORT, U-CHANNEL
- 4 RELOCATE SIGN, TYPE D
- 5 RELOCATE SIGN, TYPE E

INDEX

SHEET NO.	DESCRIPTION
SIGN-1	TITLE SHEET
SIGN-2-2B	E AND F SHEETS
SIGN-3	SIGN DESIGNS
SIGN-4-10	SIGNING PLAN SHEETS


PLAN PREPARED BY: N.C.D.O.T. SIGNING AND DELINEATION UNIT

K. L. JORDAN SIGNING & DELINEATION REGIONAL ENGINEER
J. G. MARTINEZ SIGNING & DELINEATION PROJECT DESIGN ENGINEER






401 QUANTITY REQ'D 1



24" X 30"
R2-1

ONE "U" POST PER SIGN


406 QUANTITY REQ'D 11



36" X 36"
R5-1

ONE "U" POST PER SIGN

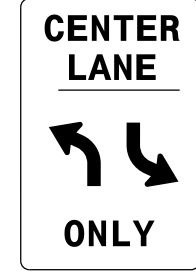
411 QUANTITY REQ'D 24



18" X 18"
OM1-3

MOUNT BELOW SIGN 410
IN 24 INSTALLATIONS


416 QUANTITY REQ'D 2



24" X 36"
R3-9B

ONE "U" POST PER SIGN


421 QUANTITY REQ'D 1



24" X 30"
R4-1

ONE "U" POST PER SIGN

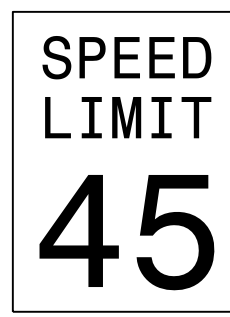
426 QUANTITY REQ'D 4



30" X 30"
I-5

ONE "U" POST PER SIGN


402 QUANTITY REQ'D 4



30" X 36"
R2-1

ONE "U" POST PER SIGN

407 QUANTITY REQ'D 2



36" X 36" X 36"
R1-2

ONE "U" POST PER SIGN

412 QUANTITY REQ'D 2




36" X 36"
W11-2

YELLOW/GREEN REFLECTIVE SHEETING

ONE "U" POST PER SIGN


417 QUANTITY REQ'D 1



36" X 36"
W3-5

ONE "U" POST PER SIGN

422 QUANTITY REQ'D 2



36" X 36"
W11-8

ONE "U" POST PER SIGN

427 QUANTITY REQ'D 1




15" X 21"
M5-1

GREEN REFLECTIVE SHEETING

MOUNT BELOW SIGN 426
IN 1... INSTALLATIONS


431 QUANTITY REQ'D 6



24" X 24"
R3-4

MOUNT BEHIND SIGN 410
IN 3... INSTALLATIONS


403 QUANTITY REQ'D 7



30" X 36"
R2-1

ONE "U" POST PER SIGN

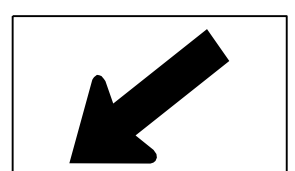
408 QUANTITY REQ'D 2



54" X 18"
R6-1 (R)

TWO "U" POSTS PER SIGN

413 QUANTITY REQ'D 2




24" X 12"
W16-7

YELLOW/GREEN REFLECTIVE SHEETING

MOUNT BELOW SIGN 412
IN 1... INSTALLATIONS


418 QUANTITY REQ'D 1



36" X 36"
W3-5

ONE "U" POST PER SIGN


423 QUANTITY REQ'D 1



36" X 36"
W6-3

ONE "U" POST PER SIGN

428 QUANTITY REQ'D 1




15" X 21"
M5-1 (R)

GREEN REFLECTIVE SHEETING

MOUNT BELOW SIGN 426
IN 1... INSTALLATIONS


432 QUANTITY REQ'D 6



24" X 18"
SEE SIGN DESIGN

MOUNT BELOW SIGN 431
IN 6... INSTALLATIONS


404 QUANTITY REQ'D 14



30" X 30"
R1-1

ONE "U" POST PER SIGN


409 QUANTITY REQ'D 1



54" X 18"
R6-1 (L)

TWO "U" POSTS PER SIGN


414 QUANTITY REQ'D 6



30" X 30"
W3-3

ONE "U" POST PER SIGN

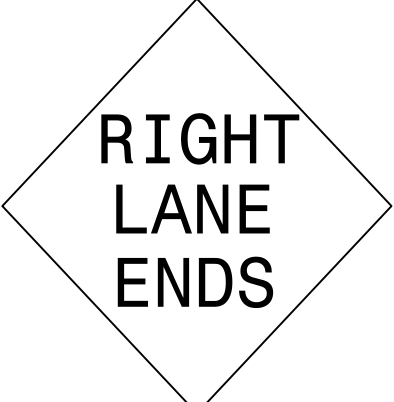
419 QUANTITY REQ'D 1



36" X 36"
W6-1

ONE "U" POST PER SIGN

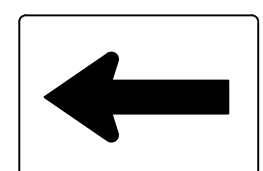
424 QUANTITY REQ'D 2



36" X 36"
W9-1 (R)

ONE "U" POST PER SIGN

429 QUANTITY REQ'D 1




15" X 21"
M6-1 (L)

GREEN REFLECTIVE SHEETING

MOUNT BELOW SIGN 426
IN 1... INSTALLATIONS

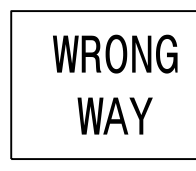
433 QUANTITY REQ'D 2



24" X 24"
R3-2

MOUNT BELOW SIGN 404
IN 2... INSTALLATIONS

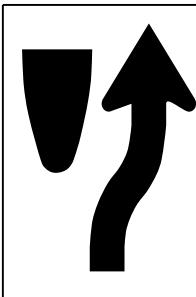
405 QUANTITY REQ'D 16



42" X 30"
R5-1A

ONE "U" POST PER SIGN


410 QUANTITY REQ'D 24



24" X 30"
R4-7

ONE "U" POST PER SIGN


415 QUANTITY REQ'D 2



30" X 30"
W3-1

ONE "U" POST PER SIGN

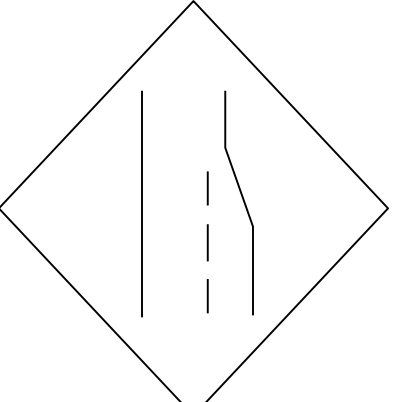
420 QUANTITY REQ'D 1



36" X 36"
W6-2

ONE "U" POST PER SIGN

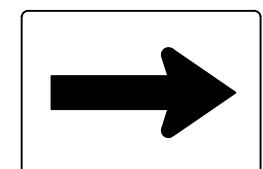
425 QUANTITY REQ'D 2



36" X 36"
W4-2 (R)

ONE "U" POST PER SIGN

430 QUANTITY REQ'D 1




15" X 21"
M6-1

GREEN REFLECTIVE SHEETING

MOUNT BELOW SIGN 426
IN 1... INSTALLATIONS

434 QUANTITY REQ'D 2



30" X 30"
W1-5 (R)

ONE "U" POST PER SIGN

TYPE "E" SIGNS

P:\Projects\2015 05-07 22603\Traffic\Signing\CADD\Quantities & GM_Signs\R-2603_04res.dgn
 User: rking Date: 5/29/2015 Time: 11:44:01 AM

APPROVED: *Ron King*
 DATE: 5/29/2015



501

NORTH EAST 2- 24" X 12"
 18 268 2- 24" X 24"
 ↙ ↗ 2- 21" X 15"

TWO "U" POSTS PER SIGN

507

WEST 24" X 12"
 268 24" X 24"
 ↙ 21" X 15"
 SOUTH NORTH 2- 24" X 12"
 18 18 2- 24" X 24"
 ↙ ↗ 2- 21" X 15"

TWO "U" POSTS PER SIGN

515

EAST 24" X 12"
 268 24" X 24"
 ↻ 21" X 21"

ONE "U" POST PER SIGN

522

EAST WEST 2- 24" X 12"
 268 268 2- 24" X 24"
 ↙ ↗ 2- 21" X 15"

TWO "U" POSTS PER SIGN

502

506

WEST 24" X 12"
 268 24" X 24"
 ← 21" X 15"
 SOUTH NORTH 2- 24" X 12"
 18 18 2- 24" X 24"
 ← → 2- 21" X 15"

TWO "U" POSTS PER SIGN

509

EAST WEST 2- 24" X 12"
 268 268 2- 24" X 24"
 ← → 2- 21" X 15"

TWO "U" POSTS PER SIGN

516

521

JCT 21" X 15"
 268 24" X 24"

ONE "U" POST PER SIGN

523

EAST WEST 2- 24" X 12"
 268 268 2- 24" X 24"
 ← → 2- 21" X 15"

TWO "U" POSTS PER SIGN

503

511

514

519

EAST 24" X 12"
 268 24" X 24"

ONE "U" POST PER SIGN

510

WEST 24" X 12"
 268 24" X 24"
 ↙ 21" X 15"
 TO TO 2- 24" X 12"
 SOUTH NORTH 2- 24" X 12"
 18 18 2- 24" X 24"
 ↙ ↗ 2- 21" X 15"

TWO "U" POSTS PER SIGN

517

WEST EAST 2- 24" X 12"
 268 268 2- 24" X 24"
 ↙ ↗ 2- 21" X 15"

TWO "U" POSTS PER SIGN

SIGN NUMR: TYPE: F Ground BACKG. COLOR: White DESIGN BY: DME CHK BY: STD #: 53392015
 QUANTITY: 2 COPY COLOR: Black PROJECT ID: DIV: DATE: Aug 02, 2011

SYMBOL	X	Y	WID	HT
u arrow	3.7	3.5	12.7	13.9

MAT'L: 0.063" ALUMINUM
 BORDER TYPE: RECESSED
 RECESS: 0.38"
 WIDTH: 0.63"
 RADII: 1.5"
 NO. Z BARS:
 LENGTH:

BORDER R=1.5" TH=0.63" IN=0.38"

USE NOTES: 2,5
 1. Legend and border shall be direct applied Grade A reflective sheeting.
 2. Legend and border shall be direct applied Non-reflective sheeting.
 3. Shields shall be Grade A reflective sheeting on 0.032" aluminum and demountable.
 4. Background shall be Grade B reflective sheeting.
 5. Background shall be Grade C reflective sheeting.
 6. Center arrow(s) vertically on sign.

504

WEST 24" X 12"
 268 24" X 24"
 ↙ 21" X 15"

ONE "U" POST PER SIGN

512

WEST 24" X 12"
 268 24" X 24"
 ↙ 21" X 15"
 TO TO 2- 24" X 12"
 SOUTH NORTH 2- 24" X 12"
 18 18 2- 24" X 24"
 ↙ ↗ 2- 21" X 15"

TWO "U" POSTS PER SIGN

518

WEST EAST 2- 24" X 12"
 268 268 2- 24" X 24"
 ← → 2- 21" X 15"

TWO "U" POSTS PER SIGN

Arrow Details

ARROW DIMENSIONS (INCHES)	F	G	H	M	N	P	Q	R
	2.625	2.625	8.659	5.25	3	5.25	0.375	0.5

Spacing Factor is 1 unless specified otherwise
 FILENAME: GSENG

505

508

JCT 21" X 15"
 18 24" X 24"

ONE "U" POST PER SIGN

513

WEST 24" X 12"
 268 24" X 24"
 ↻ 21" X 21"

ONE "U" POST PER SIGN

520

WEST 24" X 12"
 268 24" X 24"

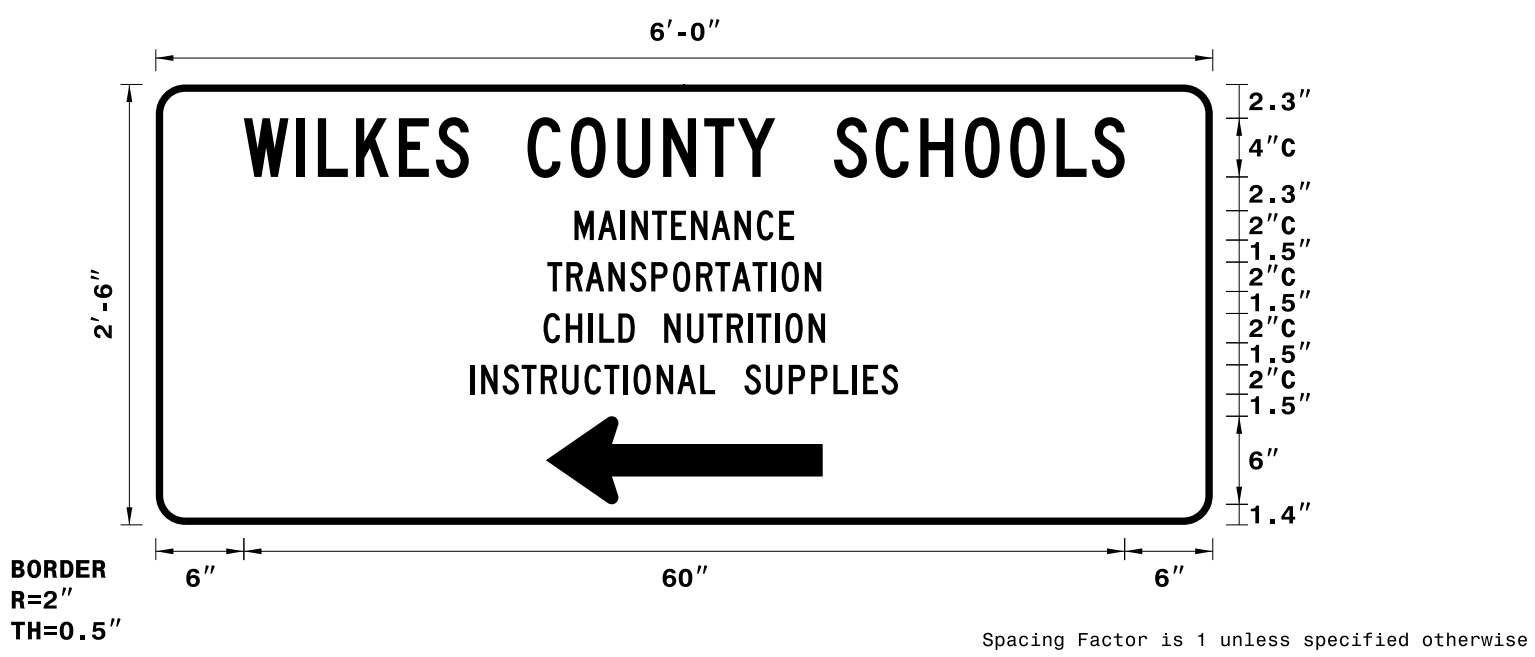
ONE "U" POST PER SIGN

TYPE "F" SIGNS

23-MAY-2015 09:10:22 2603-Traffic-Signing-CADD-Quantities & GM Signs-R-2603 0tres.dgn
 10:00:00
 11:27:40

SIGN NUMBER: 301
 TYPE: D
 QUANTITY: 1
 SIGN WIDTH: 6'-0"
 HEIGHT: 2'-6"
 TOTAL AREA: 15.0 Sq.Ft.
 BORDER TYPE: FLUSH
 RECESS: 0"
 WIDTH: 0.5"
 RADII: 2"
 NO. Z BARS: 2
 LENGTH:

BACKG COLOR: Green
 COPY COLOR: White
 DESIGN BY: jgm
 CHECKED BY: jgm
 DIV: 11
 PROJECT ID: R-2603
 DATE: 5/29/2015
 DATE: Jan 30, 2015



USE NOTES: 1,2
 1. Legend and border(except those that are colored black) shall be direct applied Grade C sheeting.
 2. Background shall be Grade C reflective sheeting.
 3. Shields; A, B, and C type arrows shall be on 0.032" (0.8mm) aluminum and demountable.
 4. Bottom panel shall be yellow Grade C sheeting. Legend shall be direct applied black non-reflective sheeting. Yellow panel is:

LETTER POSITIONS

Letter spacings are to start of next letter

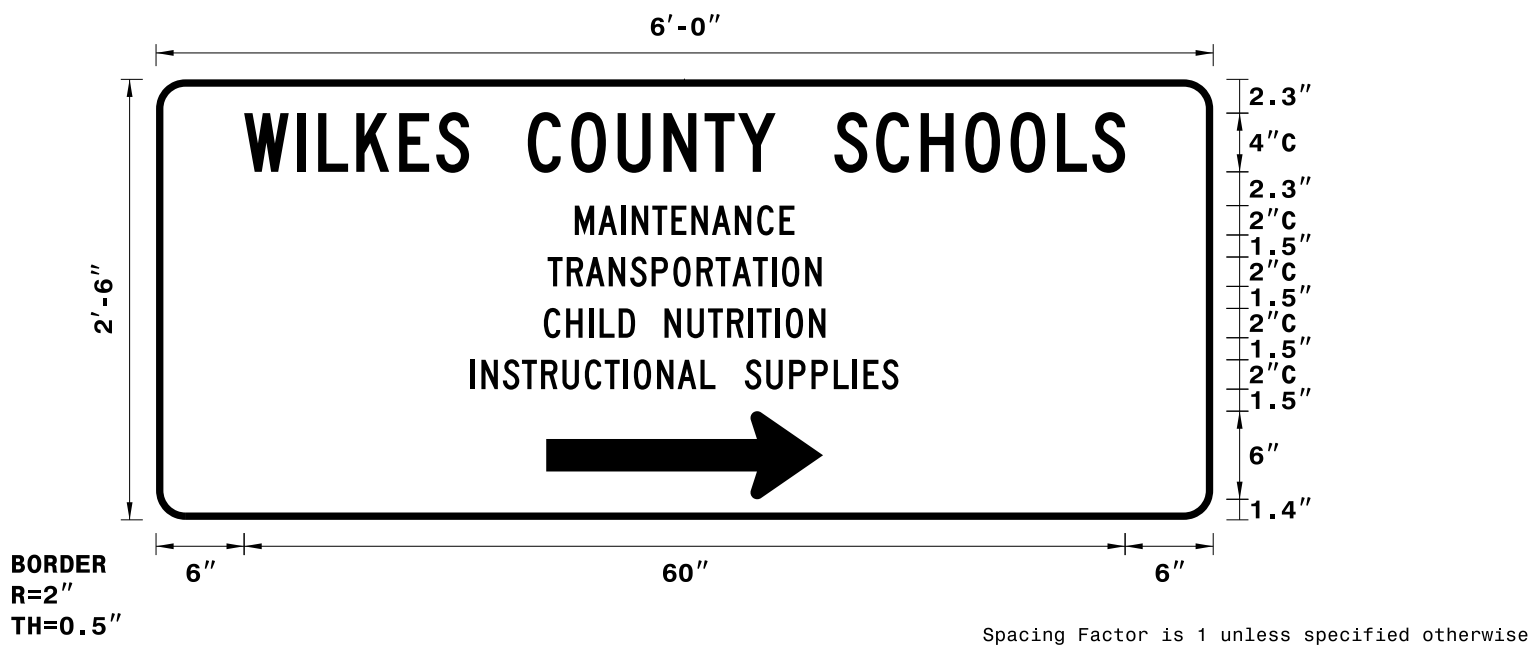
Series/Size	Text Length	W	I	L	K	E	S	C	O	U	N	T	Y	S	C	H	O	O	L	S					
C 2000	60	3.6	1.4	2.6	2.9	2.5	2.2	4	3	3.2	3.1	2.8	2.3	2.6	4	2.8	3	3	3.1	3.2	2.4	2.2	6		
C 2000	15	28.5	1.6	1.6	0.7	1.4	1.3	1.4	1.4	1.6	1.5	1.5	1	28.5											
C 2000	18.7	26.7	1.3	1.3	1.6	1.5	1.5	1.6	1.3	1.1	1.4	1.3	0.7	1.6	1.1	26.7									
C 2000	19.2	26.4	1.5	1.6	0.7	1.3	1.1	2	1.6	1.4	1.3	1.5	0.6	1.3	0.7	1.6	1.1	26.4							
C 2000	29.1	21.4	0.7	1.5	1.3	1.3	1.5	1.5	1.4	1.3	0.7	1.6	1.4	1.6	1	2	1.5	1.6	1.5	1.5	1.3	0.7	1.3	1.1	21.4

Spacing Factor is 1 unless specified otherwise

FILENAME: R-2603 Sign Designs NORTH CAROLINA D.O.T. SIGN DETAIL

SIGN NUMBER: 302
 TYPE: D
 QUANTITY: 1
 SIGN WIDTH: 6'-0"
 HEIGHT: 2'-6"
 TOTAL AREA: 15.0 Sq.Ft.
 BORDER TYPE: FLUSH
 RECESS: 0"
 WIDTH: 0.5"
 RADII: 2"
 NO. Z BARS: 2
 LENGTH:

BACKG COLOR: Green
 COPY COLOR: White
 DESIGN BY: jgm
 CHECKED BY: jgm
 DIV: 11
 PROJECT ID: R-2603
 DATE: 5/29/2015
 DATE: Jan 30, 2015



USE NOTES: 1,2
 1. Legend and border(except those that are colored black) shall be direct applied Grade C sheeting.
 2. Background shall be Grade C reflective sheeting.
 3. Shields; A, B, and C type arrows shall be on 0.032" (0.8mm) aluminum and demountable.
 4. Bottom panel shall be yellow Grade C sheeting. Legend shall be direct applied black non-reflective sheeting. Yellow panel is:

LETTER POSITIONS

Letter spacings are to start of next letter

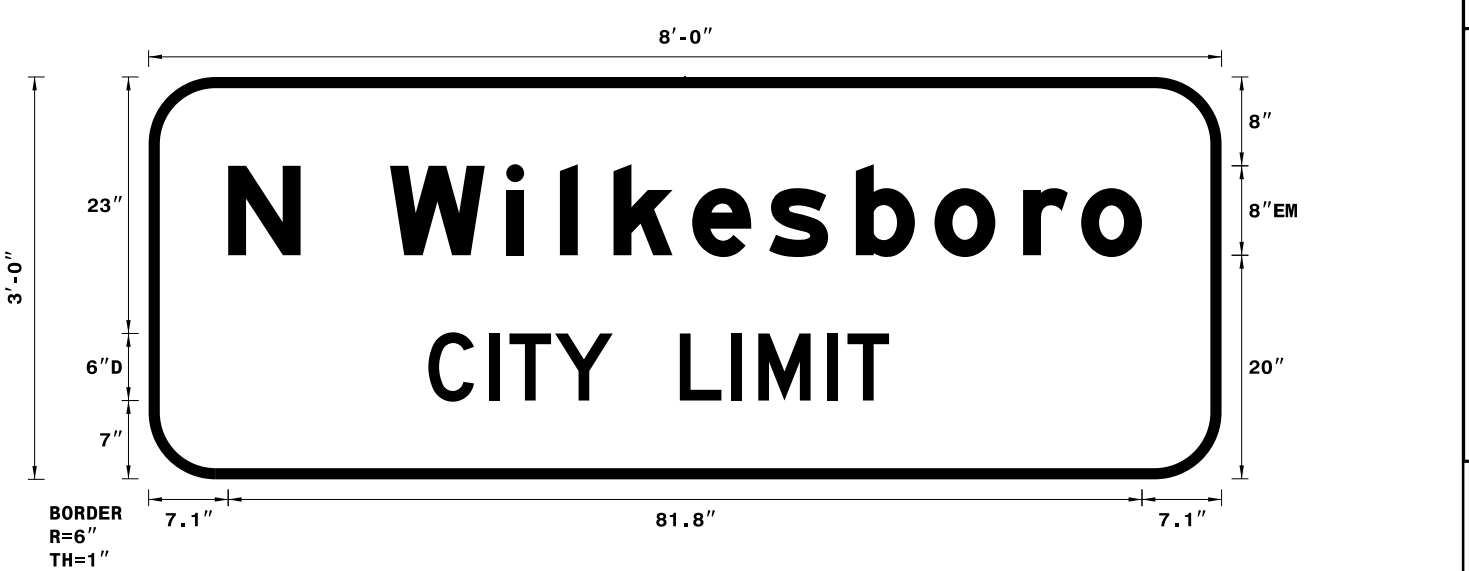
Series/Size	Text Length	W	I	L	K	E	S	C	O	U	N	T	Y	S	C	H	O	O	L	S					
C 2000	60	3.6	1.4	2.6	2.9	2.5	2.2	4	3	3.2	3.1	2.8	2.3	2.6	4	2.8	3	3	3.1	3.2	2.4	2.2	6		
C 2000	15	28.5	1.6	1.6	0.7	1.4	1.3	1.4	1.4	1.6	1.5	1.5	1	28.5											
C 2000	18.7	26.7	1.3	1.3	1.6	1.5	1.5	1.6	1.3	1.1	1.4	1.3	0.7	1.6	1.1	26.7									
C 2000	19.2	26.4	1.5	1.6	0.7	1.3	1.1	2	1.6	1.4	1.3	1.5	0.6	1.3	0.7	1.6	1.1	26.4							
C 2000	29.1	21.4	0.7	1.5	1.3	1.3	1.5	1.5	1.4	1.3	0.7	1.6	1.4	1.6	1	2	1.5	1.6	1.5	1.5	1.3	0.7	1.3	1.1	21.4

Spacing Factor is 1 unless specified otherwise

FILENAME: R-2603 Sign Designs NORTH CAROLINA D.O.T. SIGN DETAIL

SIGN NUMBER: 303
 TYPE: D
 QUANTITY: 1
 SIGN WIDTH: 8'-0"
 HEIGHT: 3'-0"
 TOTAL AREA: 24.0 Sq.Ft.
 BORDER TYPE: FLUSH
 RECESS: 0"
 WIDTH: 1"
 RADII: 6"
 NO. Z BARS: 2
 LENGTH:

BACKG COLOR: Green
 COPY COLOR: White
 DESIGN BY: jgm
 CHECKED BY: jgm
 DIV: 11
 PROJECT ID: R-2603
 DATE: 5/29/2015
 DATE: Jan 30, 2015



USE NOTES: 1,2
 1. Legend and border(except those that are colored black) shall be direct applied Grade C sheeting.
 2. Background shall be Grade C reflective sheeting.
 3. Shields; A, B, and C type arrows shall be on 0.032" (0.8mm) aluminum and demountable.
 4. Bottom panel shall be yellow Grade C sheeting. Legend shall be direct applied black non-reflective sheeting. Yellow panel is:

LETTER POSITIONS

Letter spacings are to start of next letter

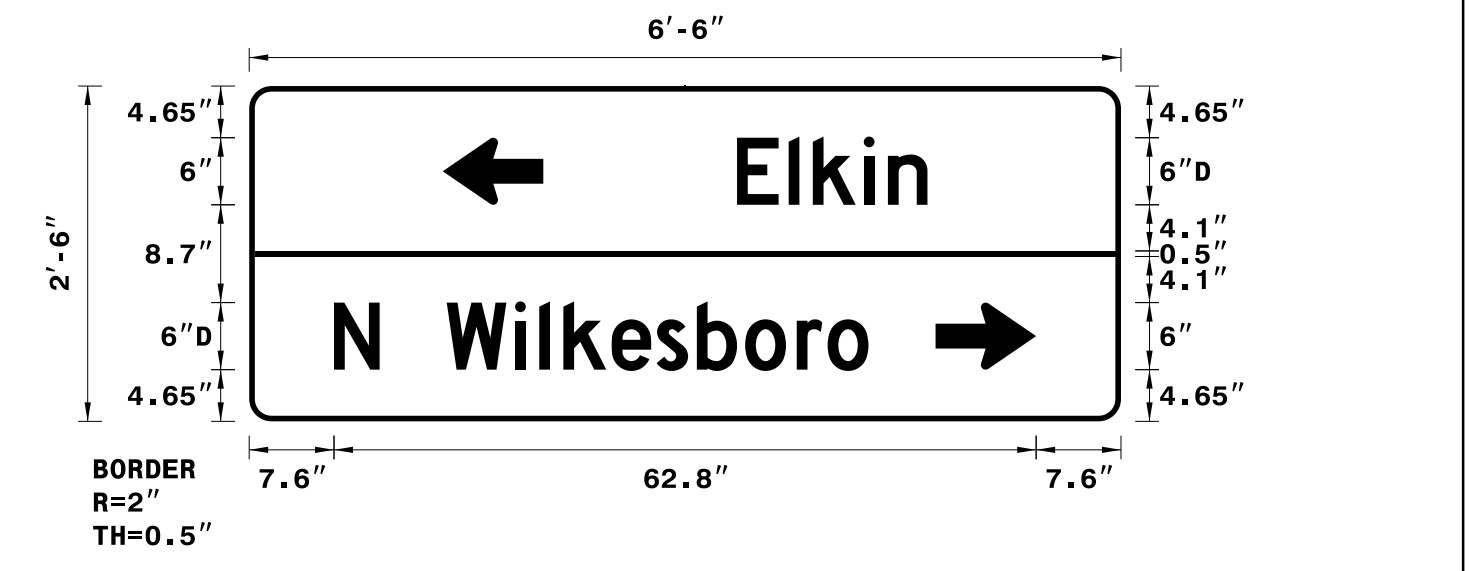
Series/Size	Text Length	N	W	i	l	k	e	s	b	o	r	o			
EM 2000	81.8	7.1	6.5	8	10.4	4.8	4.8	7	6.9	7.8	7	7.9	5.2	5.4	7.1
D 2000	41.2	25	5.4	1.9	4.1	5.2	6	4.6	2.4	6.1	1.9	3.7	29.8		

Spacing Factor is 1 unless specified otherwise

FILENAME: R-2603 Sign Designs NORTH CAROLINA D.O.T. SIGN DETAIL

SIGN NUMBER: 304
 TYPE: D
 QUANTITY: 1
 SIGN WIDTH: 6'-6"
 HEIGHT: 2'-6"
 TOTAL AREA: 16.3 Sq.Ft.
 BORDER TYPE: FLUSH
 RECESS: 0"
 WIDTH: 0.5"
 RADII: 2"
 NO. Z BARS: 2
 LENGTH:

BACKG COLOR: Green
 COPY COLOR: White
 DESIGN BY: jgm
 CHECKED BY: jgm
 DIV: 11
 PROJECT ID: R-2603
 DATE: 5/29/2015
 DATE: Jan 30, 2015



USE NOTES: 1,2
 1. Legend and border(except those that are colored black) shall be direct applied Grade C sheeting.
 2. Background shall be Grade C reflective sheeting.
 3. Shields; A, B, and C type arrows shall be on 0.032" (0.8mm) aluminum and demountable.
 4. Bottom panel shall be yellow Grade C sheeting. Legend shall be direct applied black non-reflective sheeting. Yellow panel is:

LETTER POSITIONS

Letter spacings are to start of next letter

Series/Size	Text Length	E	l	k	i	n									
D 2000	17	43.6	4.6	2.2	4.6	2.2	3.5	17.3							
D 2000	47.8	7.6	4.1	6	6.1	2.2	2.2	4.3	4	3.6	4.3	4.6	2.8	3.7	22.6

Spacing Factor is 1 unless specified otherwise

FILENAME: R-2603 Sign Designs NORTH CAROLINA D.O.T. SIGN DETAIL

PROJECT REFERENCE NO. R-2603 SHEET NO. 3

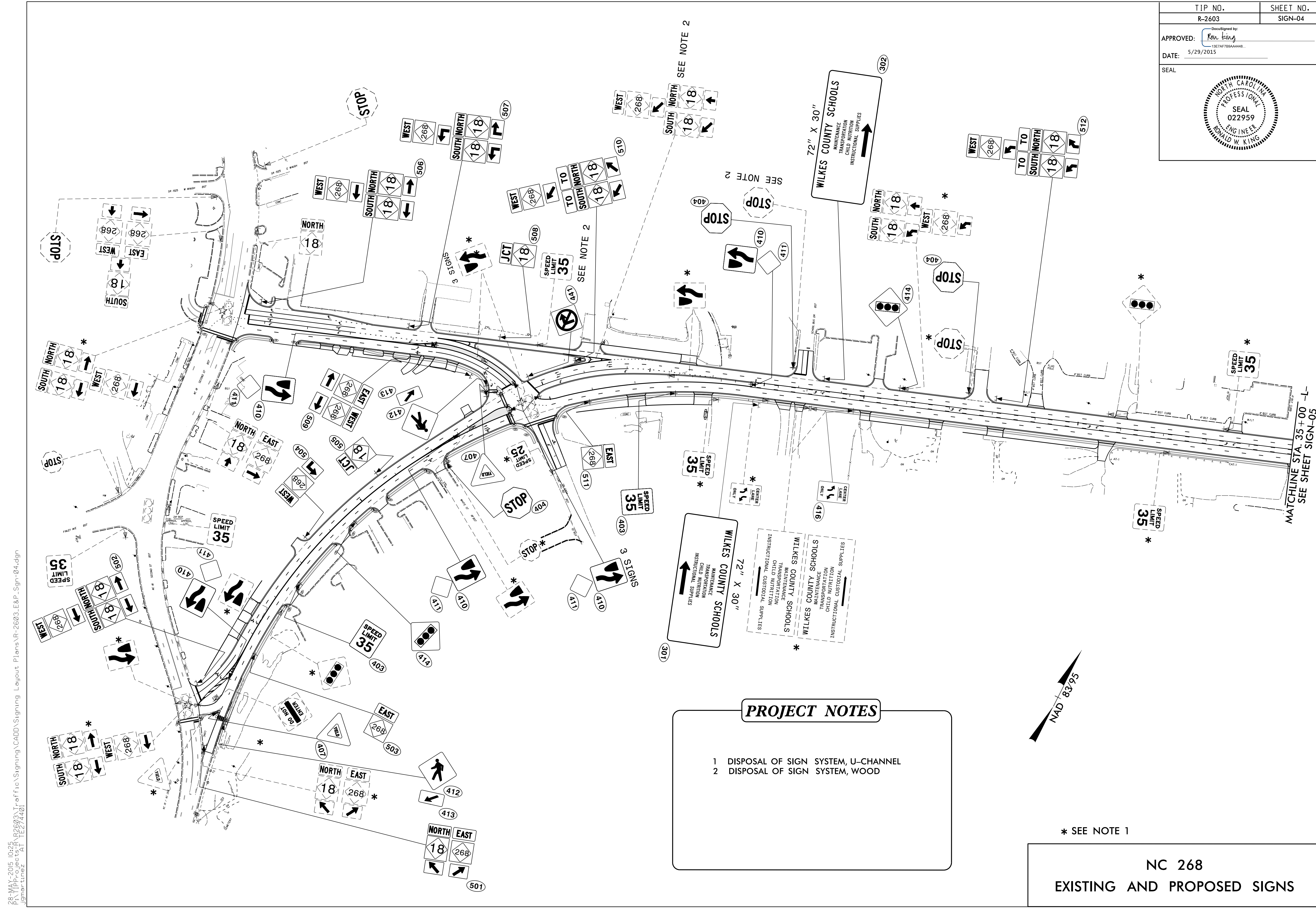
APPROVED:

DATE: 5/29/2015

SEAL:

P:\FHS-2015\4446\Projects\2603\Traffic\Signing\CADD\Quantities & GM_Signs\R-2603_Qties.dgn
 5/29/2015 11:44:46 AM
 User: jgm

SIGN DESIGNS



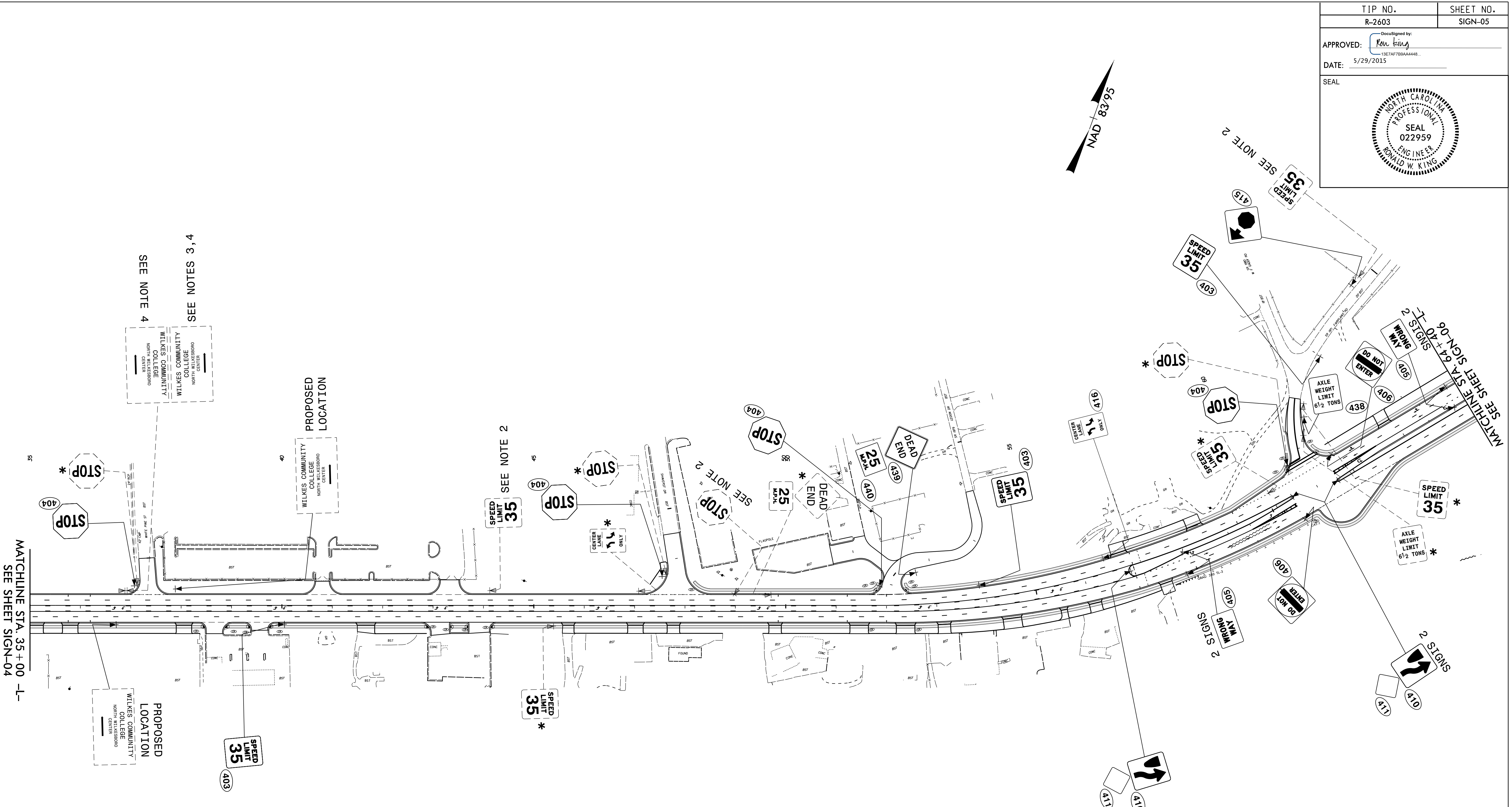
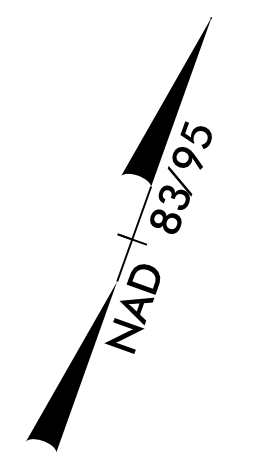
PROJECT NOTES

- DISPOSAL OF SIGN SYSTEM, U-CHANNEL
- DISPOSAL OF SIGN SYSTEM, WOOD

* SEE NOTE 1

NC 268
EXISTING AND PROPOSED SIGNS

28-MAY-2015 10:25
 P:\TIP\Projects\R-2603\Signing\CADD\Signing Layout Plans\R-2603-E&P_Sgn-04.dgn
 jgmer-tinez AT 1274401



PROJECT NOTES

- 1 DISPOSAL OF SIGN SYSTEM, U-CHANNEL
- 2 DISPOSAL OF SIGN SYSTEM, WOOD
- 3 DISPOSAL OF SUPPORT, U-CHANNEL
- 4 RELOCATE SIGN, TYPE D

* SEE NOTE 1

NC 268
EXISTING AND PROPOSED SIGNS

28-MAY-2015 09:29
 P:\TIP\Projects\R-2603\TIP\Drawings\CADD\Signing Layout Plans\R-2603-E&P-Sgn-05.dgn
 jgmer-tinez AT

MATCHLINE STA. 35 + 00 -L-
 SEE SHEET SIGN-04

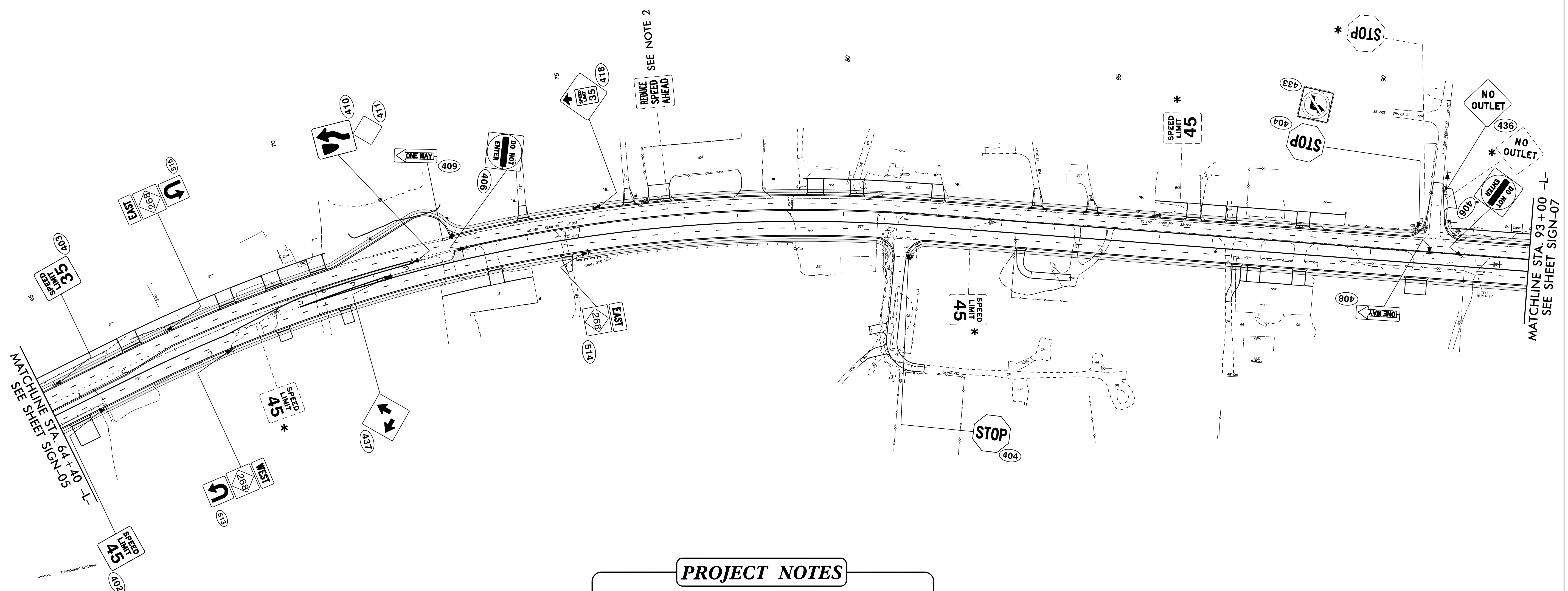

SEE NOTE 4

SEE NOTES 3, 4

SEE NOTE 2

SEE NOTE 2

SEE SHEET SIGN-06
 MATCHLINE STA. 04 + 00 -L-

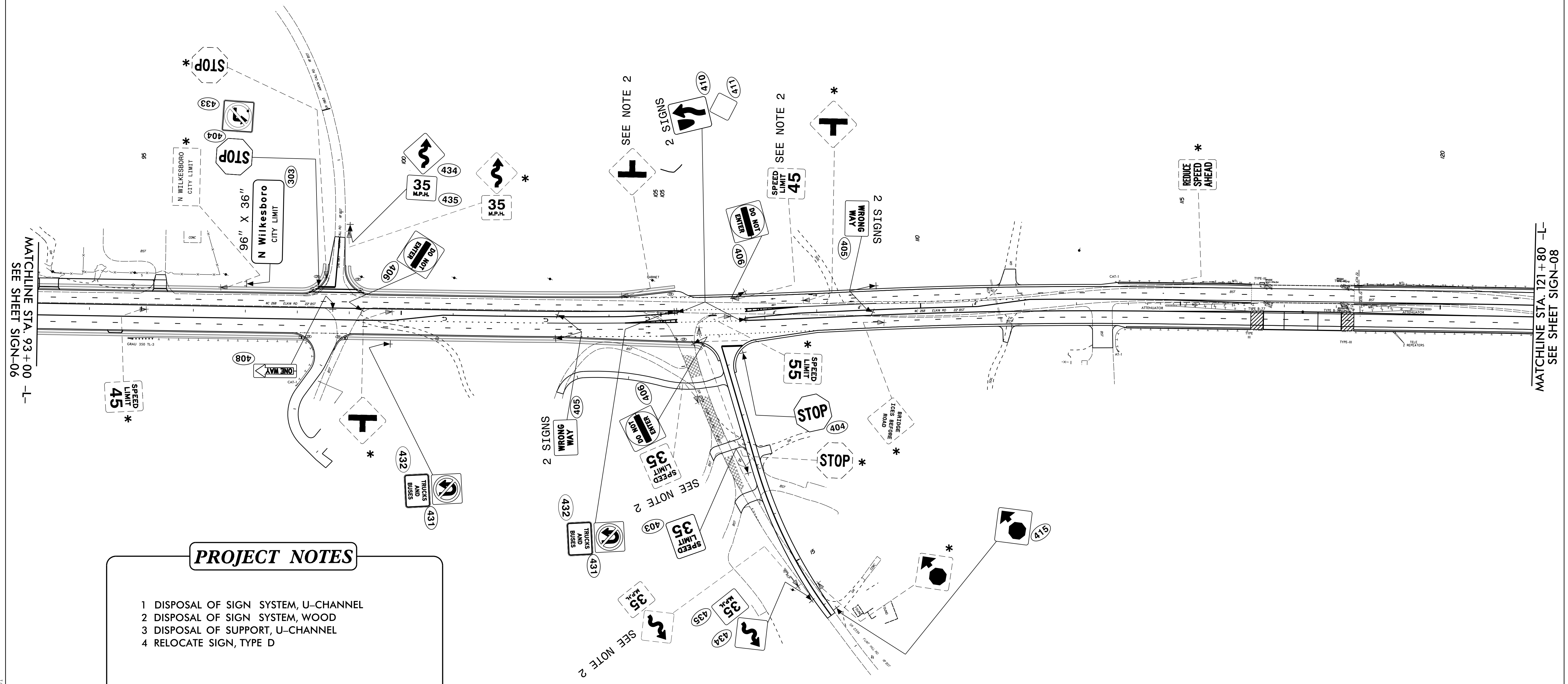



PROJECT NOTES

- 1 DISPOSAL OF SIGN SYSTEM, U-CHANNEL
- 2 DISPOSAL OF SIGN SYSTEM, WOOD
- 3 DISPOSAL OF SUPPORT, U-CHANNEL
- 4 RELOCATE SIGN, TYPE D

* SEE NOTE 1

NC 268
EXISTING AND PROPOSED SIGNS



PROJECT NOTES

- 1 DISPOSAL OF SIGN SYSTEM, U-CHANNEL
- 2 DISPOSAL OF SIGN SYSTEM, WOOD
- 3 DISPOSAL OF SUPPORT, U-CHANNEL
- 4 RELOCATE SIGN, TYPE D

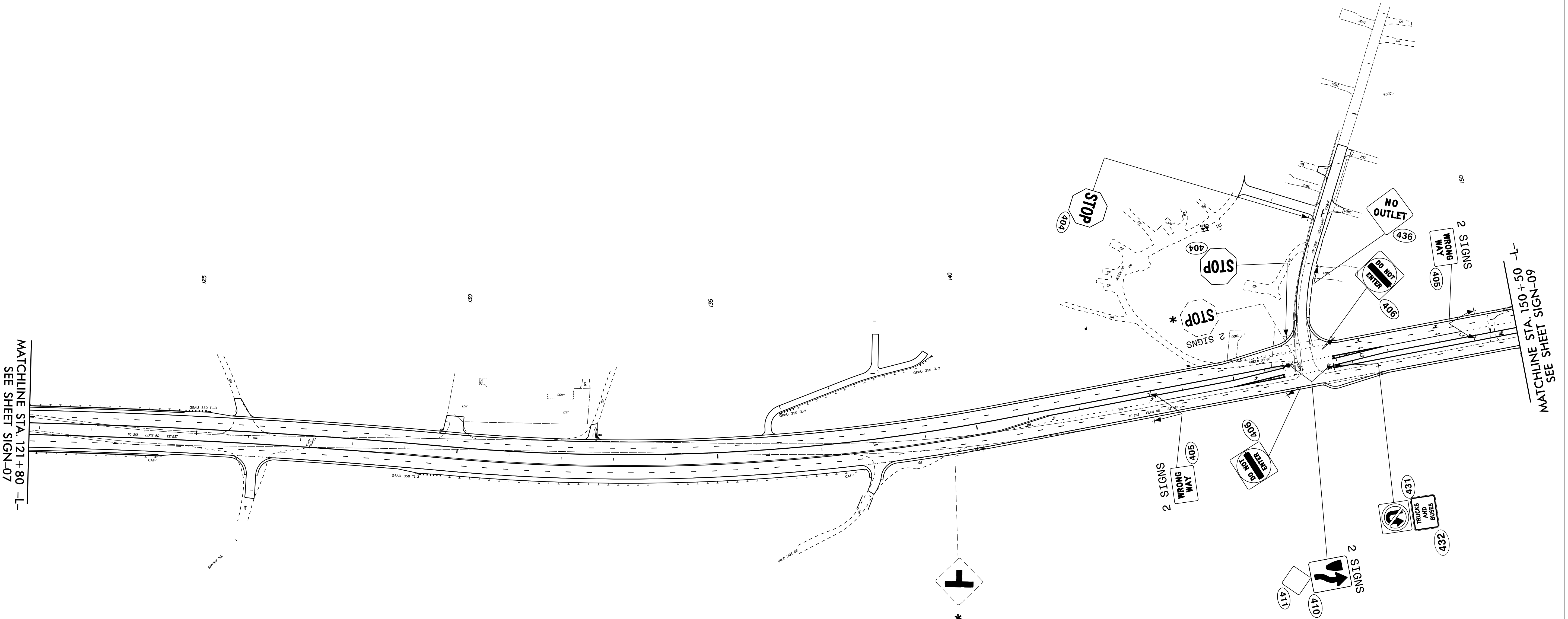

* SEE NOTE 1

NC 268
EXISTING AND PROPOSED SIGNS

03-FEB-2015 08:31
 P:\TIP-Projects\R-2603\TIP-07\Signing\CADD\Signing Layout Plans\R-2603-E&P_Sgn-07.dgn
 jgmer-tinez AT 1274401

APPROVED: *Ron King*
DocuSigned by:
 13E7AF7B9AA4448

DATE: 5/29/2015



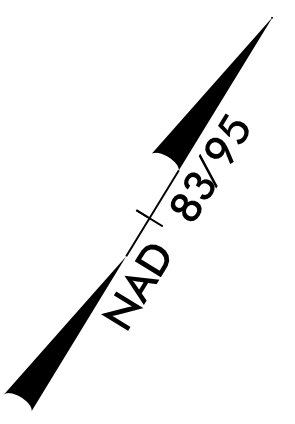
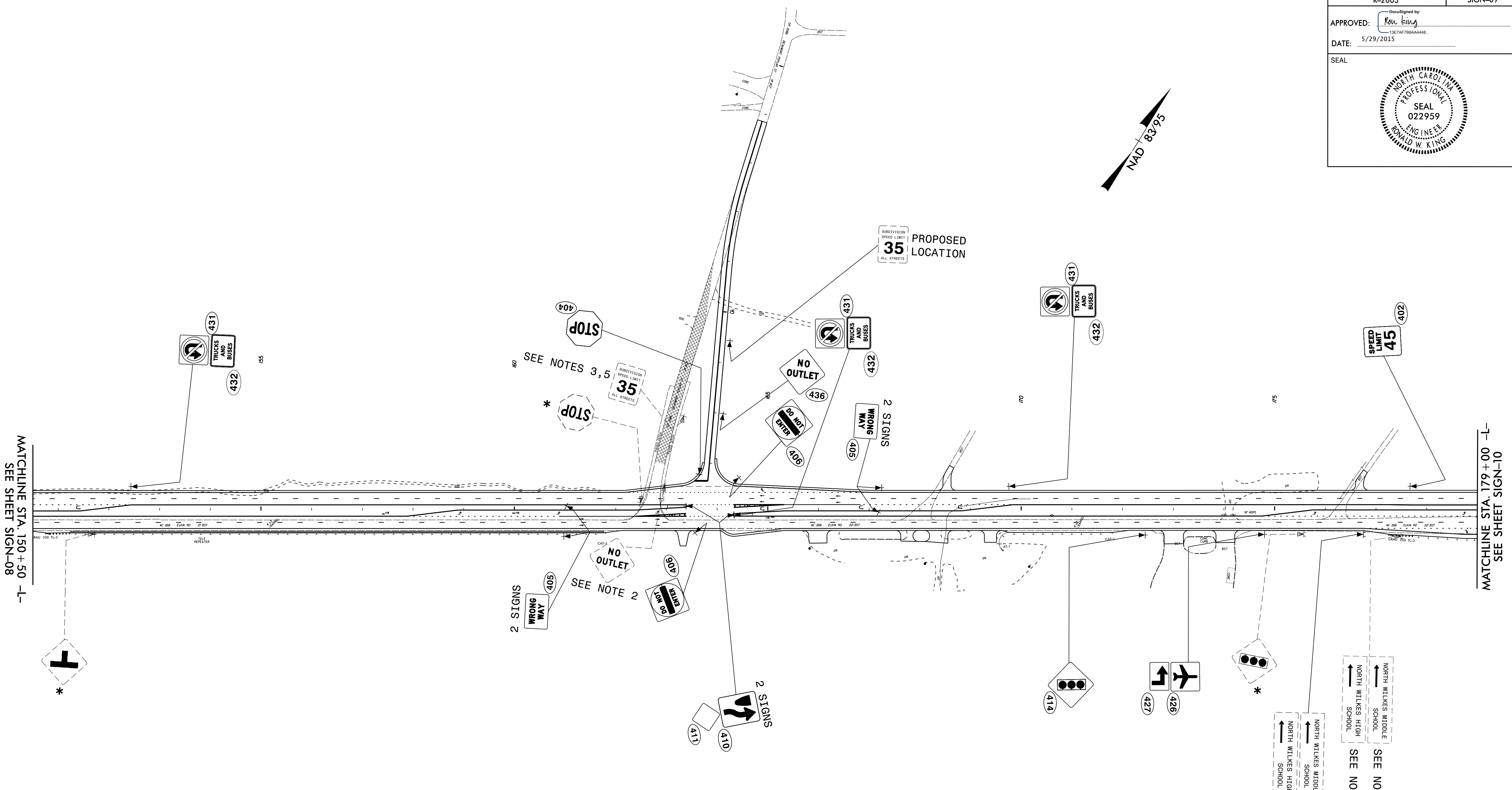
PROJECT NOTES

- 1 DISPOSAL OF SIGN SYSTEM, U-CHANNEL
- 2 DISPOSAL OF SIGN SYSTEM, WOOD
- 3 DISPOSAL OF SUPPORT, U-CHANNEL
- 4 RELOCATE SIGN, TYPE D

* SEE NOTE 1

NC 268
EXISTING AND PROPOSED SIGNS

03-FEB-2015 08:33
 P:\TIP\Projects\R-2603\Trafic\Signing\CADD\Signing Layout\Plans\R-2603-E&P_Sgn-08.dgn
 Jgmer-tinez AT 12/24/15



MATCHLINE STA. 150+50 -L-
SEE SHEET SIGN-08

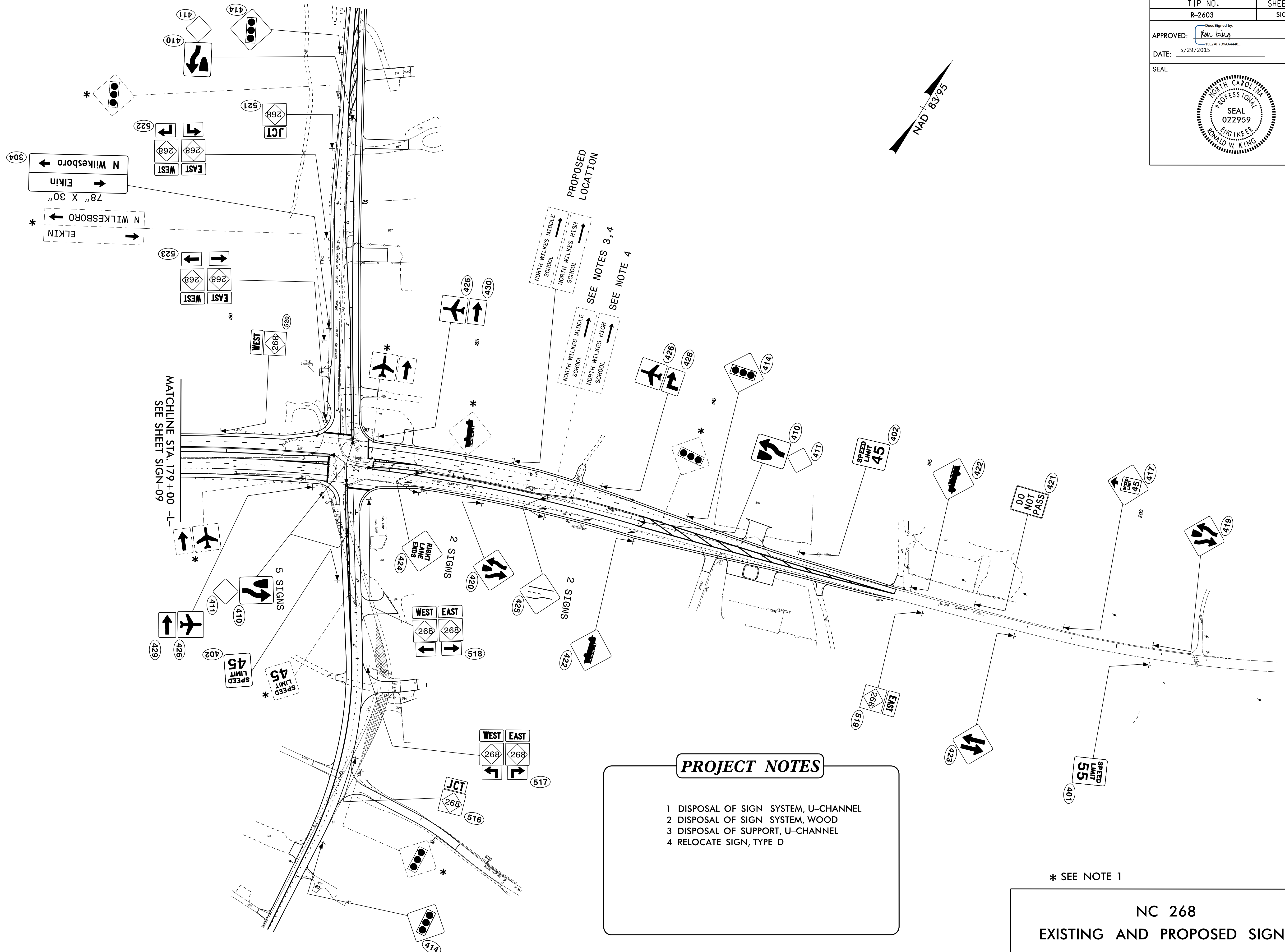
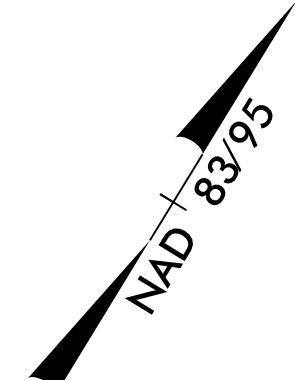
MATCHLINE STA. 179+00 -L-
SEE SHEET SIGN-10

PROJECT NOTES

- 1 DISPOSAL OF SIGN SYSTEM, U-CHANNEL
- 2 DISPOSAL OF SIGN SYSTEM, WOOD
- 3 DISPOSAL OF SUPPORT, U-CHANNEL
- 4 RELOCATE SIGN, TYPE D
- 5 RELOCATE SIGN, TYPE E

* SEE NOTE 1

NC 268
EXISTING AND PROPOSED SIGNS



PROJECT NOTES

- 1 DISPOSAL OF SIGN SYSTEM, U-CHANNEL
- 2 DISPOSAL OF SIGN SYSTEM, WOOD
- 3 DISPOSAL OF SUPPORT, U-CHANNEL
- 4 RELOCATE SIGN, TYPE D

* SEE NOTE 1

NC 268
EXISTING AND PROPOSED SIGNS

03-FEB-2015 08:38
 P:\TIP\Projects\R-2603\Tr-offic\Signing\CADD\Signing Layout Plans\R-2603-E&P_Sgn-10.dgn
 jgmer-tinez AT E274401