
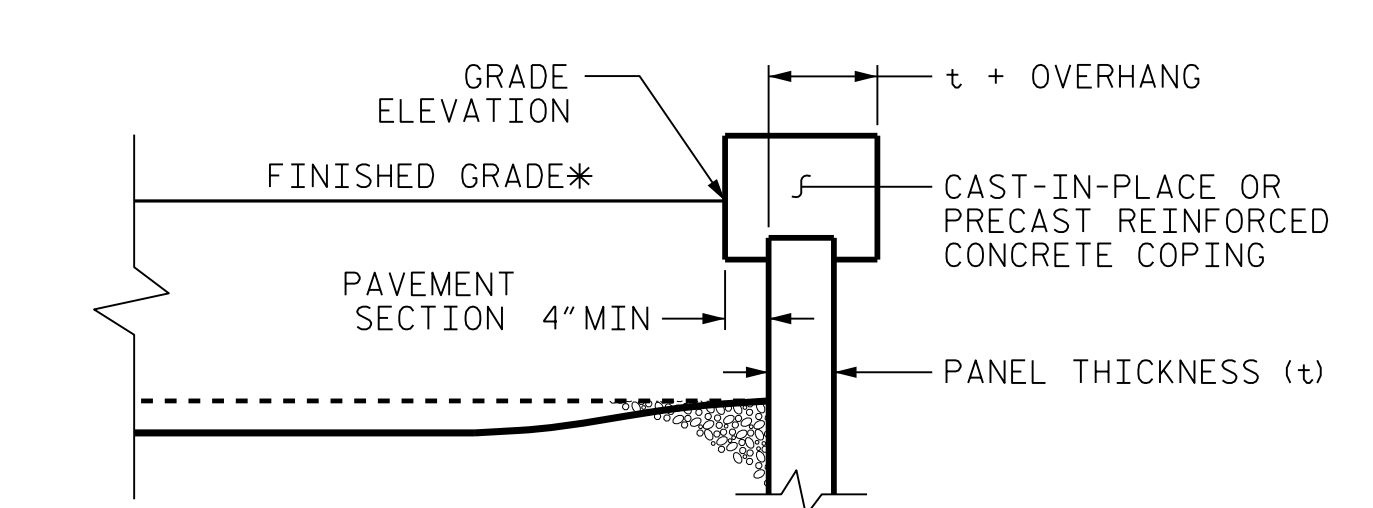
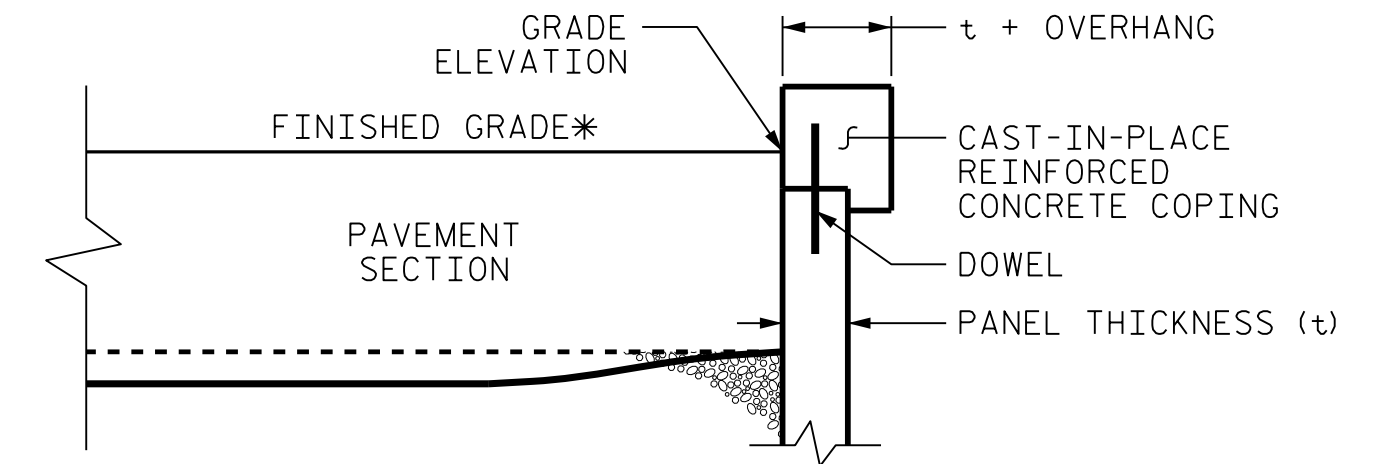
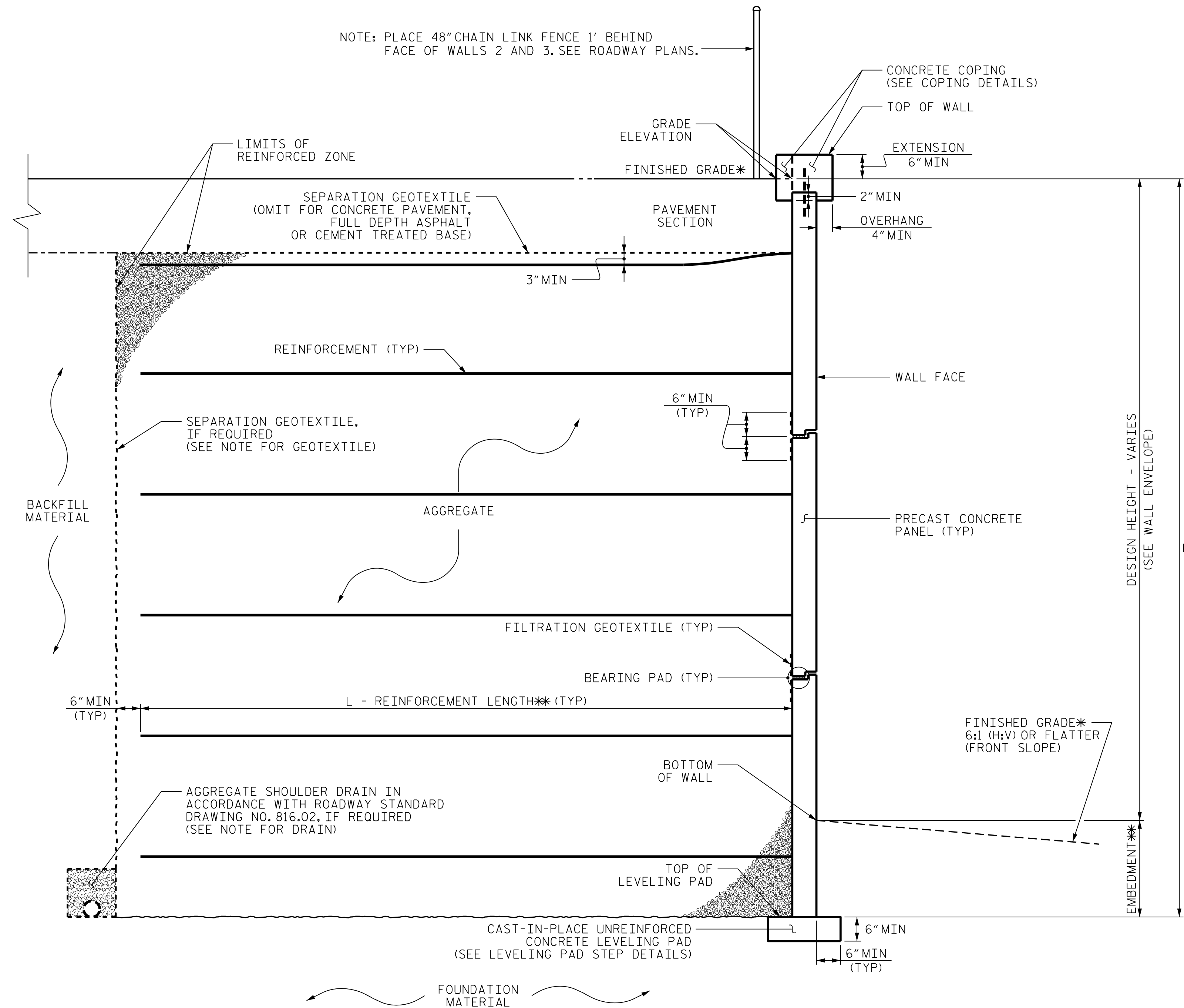


GEOTECHNICAL ENGINEER  SIGNATURE: <i>Steve C. Clark</i> DATE: 7/23/2015	ENGINEER    SIGNATURE: _____ DATE: _____
--	--




**COPING DETAILS**

AT THE CONTRACTOR'S OPTION, CONNECT COPING TO PANELS WITH DOWELS OR EXTEND COPING DOWN BACK OF PANELS.  
\*SEE ROADWAY PLANS FOR FINISHED GRADE DETAILS.

**MSE WALL WITH PRECAST PANELS - SECTION "B"**

\*SEE ROADWAY PLANS FOR FINISHED GRADE DETAILS.  
\*\*SEE MSE RETAINING WALLS PROVISION AND IF APPLICABLE, MSE WALL NOTES FOR EMBEDMENT AND REINFORCEMENT LENGTH REQUIREMENTS.

PROJECT NO.: R-2603  
WILKES COUNTY  
 STATION: VARIES, SEE WALL ENVELOPES  
 SHEET 7 OF 8



**NORTH CAROLINA**  
**DEPARTMENT OF TRANSPORTATION**  
**DIVISION OF HIGHWAYS**  
  
**GEOTECHNICAL**  
**ENGINEERING UNIT**

MECHANICALLY STABILIZED EARTH RETAINING WALL DETAILS					
REVISIONS					
NO.	BY	DATE	NO.	BY	DATE
1			3		
2			4		

PREPARED BY: EJS	DATE: 7/21/15
REVIEWED BY: SCC	DATE: 7/21/15

SHEET NO. W9