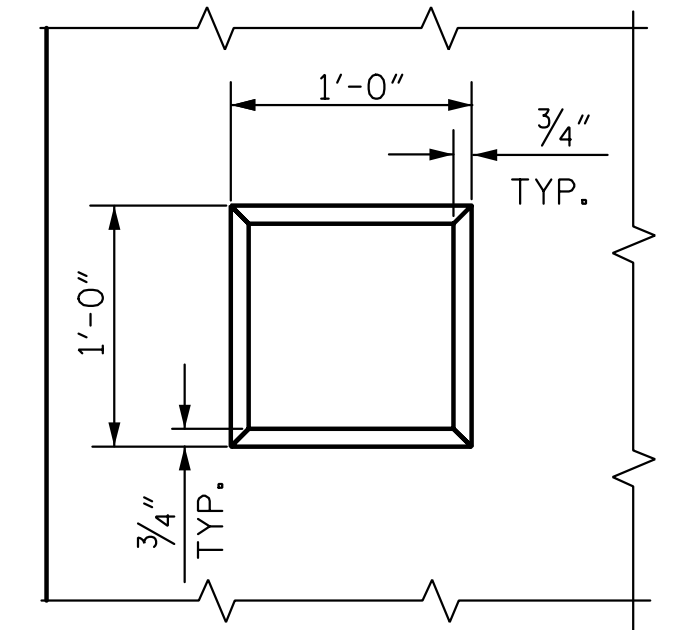
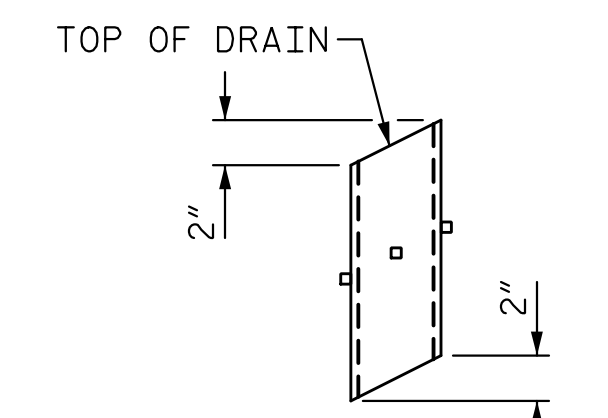


ELEVATION



PLAN OF RECESS



PIPE DETAIL
(34 DRAINS REQUIRED)

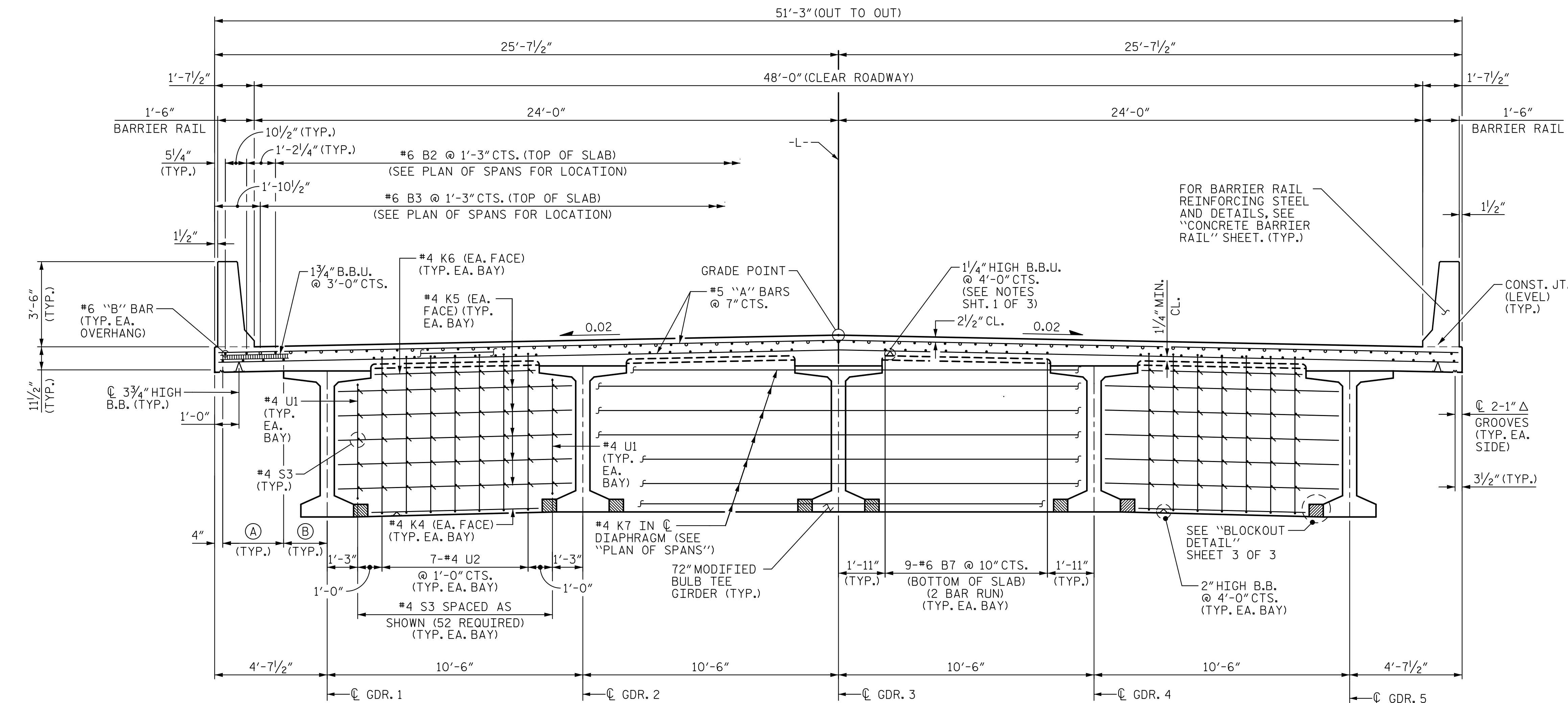
DRAIN DETAILS

FOR DRAIN SPACING, SEE "PLAN OF SPANS" SHEETS.

TOP OF FLOOR DRAIN TO BE SET 3/8" BELOW SURFACE OF SLAB.

4 - 1/2" SQUARE LUGS TO BE GLUED TO THE PVC PLASTIC PIPE AT EQUAL SPACES AROUND THE PIPE DRAIN APPROXIMATELY 4" FROM THE TOP OF THE PIPE.

THE 6" Ø PVC PLASTIC PIPE AND FITTINGS SHALL BE SCHEDULE 40 AND CONFORM TO ASTM D1785.



BENT DIAPHRAGM
TYPICAL SECTION

- (A) 4-#6 B7 @ 10" SPA.
- (B) 1'-9 1/2"

PROJECT NO. W-5516

ROWAN COUNTY

STATION: 61+79.40 -L-

SHEET 2 OF 3

STATE OF NORTH CAROLINA
DEPARTMENT OF TRANSPORTATION
RALEIGH

SUPERSTRUCTURE

TYPICAL SECTION

REVISIONS

| NO. | BY: | DATE: | NO. | BY: | DATE: |
|-----|-----|-------|-----|-----|-------|
| 1 | | | 3 | | |
| 2 | | | 4 | | |

SHEET NO.


S-6

TOTAL SHEETS

41



5121 Kingdom Way, Suite 100 Raleigh, NC 27607
NC License No. P-0295



DocuSigned by
Thomas E. Tallman 7/7/2015

5/28/2015 10:53 AM C:\Users\pca\Documents\Projects\566_w-5516.sd...rs_00.dgn

DRAWN BY : D. H. CARTER DATE : MAY 2015
CHECKED BY : M. T. NEIHEISEL DATE : MAY 2015
DESIGN ENGINEER OF RECORD: T. E. TALLMAN DATE : MAY 2015