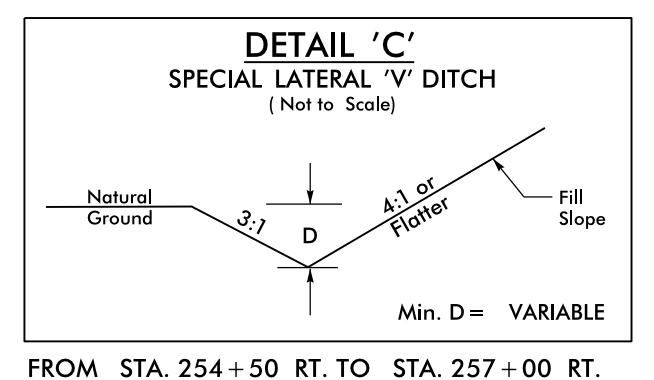
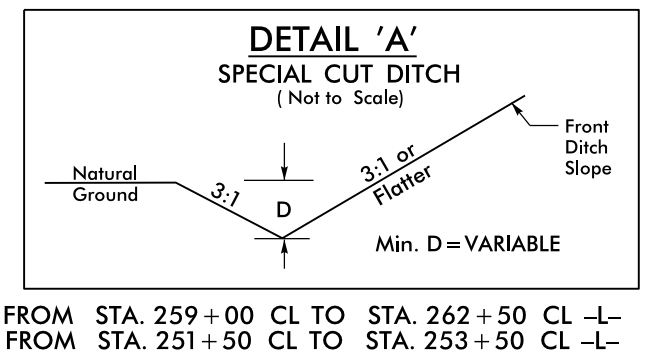
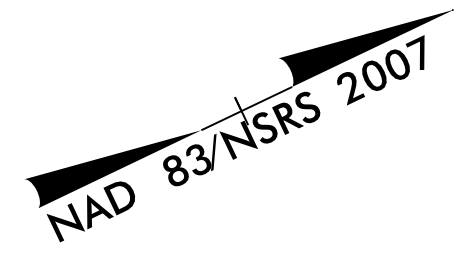
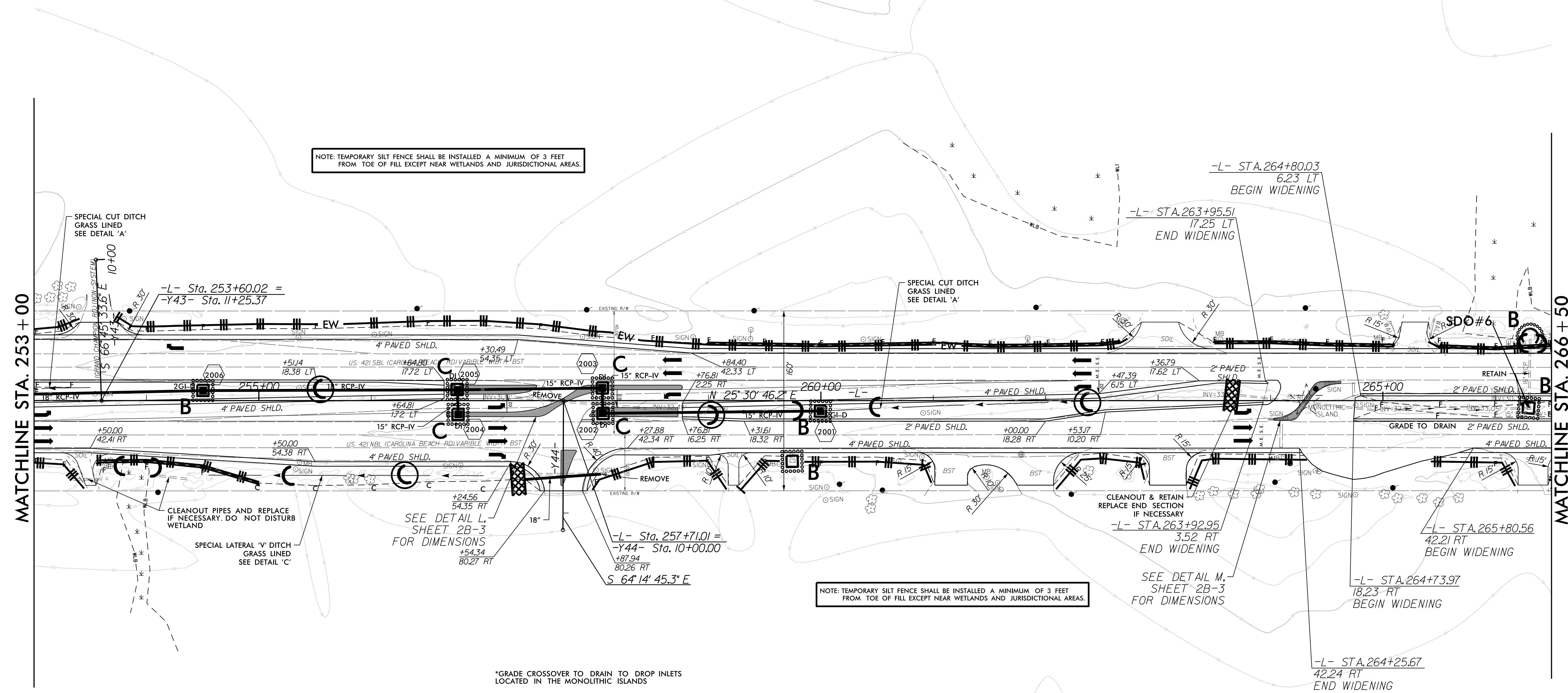


PROJECT REFERENCE NO. W-5103A	SHEET NO. EC-19
RW SHEET NO.	
ROADWAY DESIGN ENGINEER	HYDRAULICS ENGINEER

265



NOTE: TEMPORARY SILT FENCE SHALL BE INSTALLED A MINIMUM OF 3 FEET FROM TOE OF FILL EXCEPT NEAR WETLANDS AND JURISDICTIONAL AREAS.



MATCHLINE STA. 253 + 00

MATCHLINE STA. 266 + 50

REVISIONS

8/17/99

02-JUL-2016 13:33 NEW HANDOVER W-5103-41867-1.1.1 US 421 Median Crossover Relet (use this file) \\\ROADWAY\Proj\PLAN SHEETS-EROSION CONTROL\W5103.D03-EC-19_PSH-20.dgn
\$\$\$\$\$SUSTAINABLE\$\$\$\$\$

*GRADE CROSSOVER TO DRAIN TO DROP INLETS LOCATED IN THE MONOLITHIC ISLANDS

NOTE: TEMPORARY SILT FENCE SHALL BE INSTALLED A MINIMUM OF 3 FEET FROM TOE OF FILL EXCEPT NEAR WETLANDS AND JURISDICTIONAL AREAS.

CLEANOUT PIPES AND REPLACE IF NECESSARY. DO NOT DISTURB WETLAND

CLEANOUT & RETAIN REPLACE END SECTION IF NECESSARY

SEE DETAIL L, SHEET 2B-3 FOR DIMENSIONS

SEE DETAIL M, SHEET 2B-3 FOR DIMENSIONS

SPECIAL CUT DITCH GRASS LINED SEE DETAIL 'A'

SPECIAL CUT DITCH GRASS LINED SEE DETAIL 'A'

SPECIAL LATERAL 'V' DITCH GRASS LINED SEE DETAIL 'C'

SEE DETAIL M, SHEET 2B-3 FOR DIMENSIONS