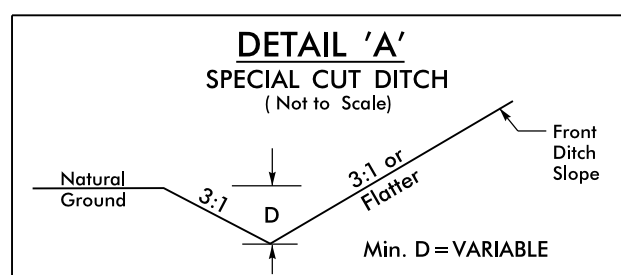
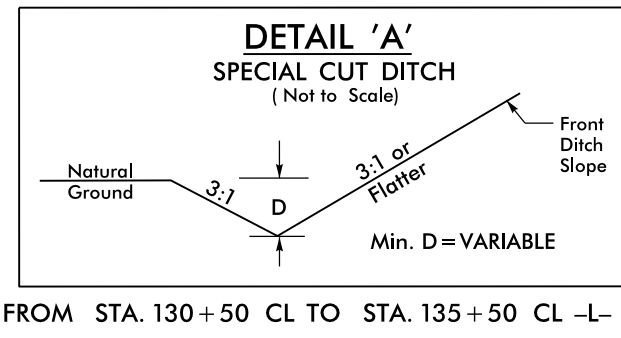
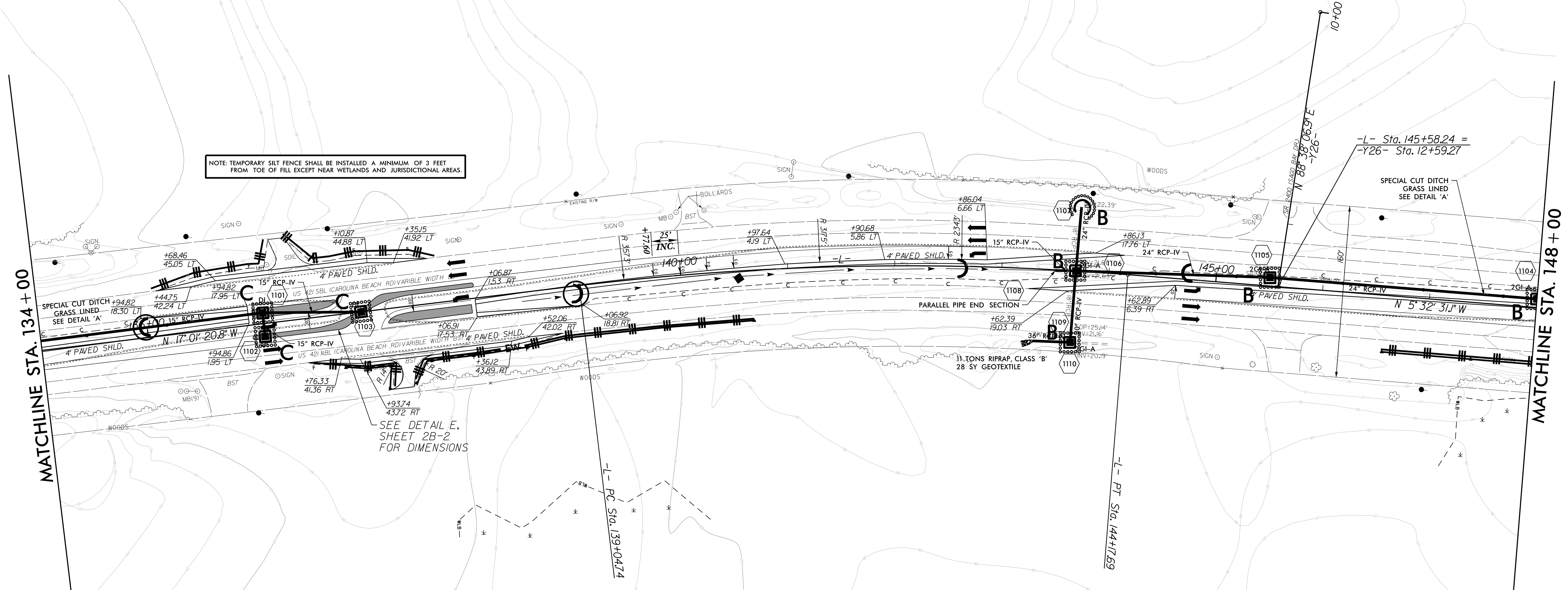


PROJECT REFERENCE NO. W-5103A	SHEET NO. EC-10
RW SHEET NO.	
ROADWAY DESIGN ENGINEER	HYDRAULICS ENGINEER

145
NAD 83/NSRS 2007



NOTE: TEMPORARY SILT FENCE SHALL BE INSTALLED A MINIMUM OF 3 FEET FROM TOE OF FILL EXCEPT NEAR WETLANDS AND JURISDICTIONAL AREAS.



SEE DETAIL E, SHEET 2B-2 FOR DIMENSIONS

*GRADE CROSSOVER TO DRAIN TO DROP INLETS LOCATED IN THE MONOLITHIC ISLANDS

-L- CURVE 3
PI Sta 141+62.08
 $\Delta = 11^\circ 28' 49.6''$ (RT)
D = 2' 14' 17.2"
L = 512.95'
T = 257.34'
R = 2,560.00'

REVISIONS
 02 JUL 2015 1321 NEW HANDOVER W-5103.41867.1.1.1 US 421 Median Crossover Relet (use this file)\ROADWAY\ProJ\PLAN SHEETS\EROSION CONTROL\W5103.D03.EC.10_PSH_11.dgn
 \$\$\$\$\$\$SUSSTENANCE\$\$\$\$\$\$