

**This electronic collection of documents is provided
for the convenience of the user
and is Not a Certified Document –**

**The documents contained herein were originally issued
and sealed by the individuals whose names and license
numbers appear on each page, on the dates appearing
with their signature on that page.**

**This file or an individual page
shall not be considered a certified document.**

**STATE OF NORTH CAROLINA
DEPARTMENT OF TRANSPORTATION**

**PAVEMENT MARKING PLAN
CRAVEN COUNTY**

LOCATION: BRIDGES 83, 84 AND 222 OVER TRENT RIVER ON US 70

PROJECT REFERENCE NO. <i>B-5500FF</i>	SHEET NO. <i>PMP-1</i>
APPROVED: <i>Ayman Alqudwah</i> F32AC5CAE965472	
DATE: 5/18/2015	

T.I.P.: B-5500FF

GENERAL NOTES

- THE FOLLOWING GENERAL NOTES APPLY AT ALL TIMES FOR THE DURATION OF THE CONSTRUCTION PROJECT, EXCEPT WHEN OTHERWISE NOTED IN THE PLAN, OR DIRECTED BY THE ENGINEER.
- A) INSTALL PAVEMENT MARKINGS AND PAVEMENT MARKERS ON THE FINAL SURFACE AS FOLLOWS:
- | ROAD NAME | MARKING | MARKER |
|----------------------------|--|------------------|
| BRIDGE DECKS
(CONCRETE) | POLYUREA
(HIGHLY REFELCTIVE ELEMENTS) | PERMANENT RAISED |
| ROADWAY
(ASPHALT) | THERMOPLASTIC | SNOWPLOWABLE |
- B) TIE PROPOSED PAVEMENT MARKING LINES TO EXISTING PAVEMENT MARKING LINES.
- C) REMOVE/REPLACE ANY CONFLICTING/DAMAGED PAVEMENT MARKINGS AND MARKERS.
- D) REMOVE ALL RESIDUE AND SURFACE LAITANCE BY ACCEPTABLE METHODS ON CONCRETE BRIDGE DECKS PRIOR TO PLACING POLYUREA PAVEMENT MARKING MATERIAL.
- E) UNLESS OTHERWISE SPECIFIED, HEATED-IN-PLACE THERMOPLASTIC MAY BE USED IN LIEU OF EXTRUDED THERMOPLASTIC FOR STOP BARS, SYMBOLS, CHARACTERS AND DIAGONALS. IF HEATED-IN-PLACE IS USED, IT SHALL BE PAID FOR USING THE EXTRUDED THERMOPLASTIC PAY ITEM.
- F) ALL THERMOPLASTIC SYMBOLS AND WORD MESSAGES SHALL HAVE A BLACK CONTRAST BORDER UNLESS OTHERWISE INDICATED IN PLANS. BLACK/WHITE CONTRAST SYMBOLS AND CHARACTERS SHALL BE PAID FOR USING THE THERMOPLASTIC PAVEMENT MARKING CHARACTER AND THERMOPLASTIC PAVEMENT MARKINGS SYMBOLS PAY ITEMS. THE PRIMER/SEALER SHALL BE INCLUDED AS PART OF THE INSTALLATION.

ROADWAY STANDARD DRAWING

THE FOLLOWING ROADWAY STANDARDS AS APPEAR IN "ROADWAY STANDARD DRAWINGS" - PROJECT SERVICES UNIT - N.C. DEPARTMENT OF TRANSPORTATION - RALEIGH, N.C., DATED JANUARY 2012 ARE APPLICABLE TO THIS PROJECT AND BY REFERENCE HEREBY ARE CONSIDERED A PART OF THESE PLANS:

STD. NO.	TITLE
1205.01	PAVEMENT MARKINGS - LINE TYPES AND OFFSETS
1205.02	PAVEMENT MARKINGS - TWO-LANE AND MULTILANE ROADWAYS
1205.03	PAVEMENT MARKINGS - EXIT AND ENTRANCE RAMP
1205.06	PAVEMENT MARKINGS - LANE DROPS
1205.08	PAVEMENT MARKINGS - SYMBOLS AND WORD MESSAGES
1205.12	PAVEMENT MARKINGS - BRIDGES
1250.01	RAISED PAVEMENT MARKERS - INSTALLATION SPACING
1251.01	RAISED PAVEMENT MARKERS - PERMANENT AND TEMPORARY
1253.01	RAISED PAVEMENT MARKERS - SNOWPLOWABLE

PAVEMENT MARKERS SCHEDULE

MARKERS	
PERMANENT RAISED MARKERS	
MB	CRYSTAL & RED
SNOWPLOWABLE MARKERS	
MF	CRYSTAL & RED

PAVEMENT MARKING SCHEDULE

PAVEMENT MARKINGS

POLYUREA (12") Highly Reflective Elements

V14	3 FT. - 9 FT./SP WHITE MINISKIP
VS	WHITE GORELINE
VT	WHITE SOLID LANE LINE

POLYUREA (12")

V17	3 FT. - 9 FT./SP BLACK MINISKIP
-----	---------------------------------

POLYUREA (6")

V5	10 FT. BLACK SKIP
V18	3 FT. - 9 FT./SP BLACK MINISKIP

POLYUREA (6") Highly Reflective Elements

V6	WHITE EDGELINE
V7	YELLOW EDGELINE
VJ	10 FT. WHITE SKIP
VK	3 FT. - 9 FT./SP WHITE MINISKIP

THERMO (6", 120 MILS)

TJ	10 FT. WHITE SKIP
TK	3 FT. - 9 FT./SP WHITE MINISKIP

THERMO (6", 90 MILS)

T6	WHITE EDGELINE
T7	YELLOW EDGELINE

THERMOPAVEMENT MARKING CHARACTER (120 MILS)

UI	ALPHANUMERIC CHAR. (BLACK/WHITE)
----	----------------------------------

THERMOPAVEMENT MARKING SYMBOLS (90 MILS)

UB	RIGHT TURN ARROW (BLACK/WHITE)
UE	COMBO. RIGHT/STRAIGHT ARROW (BLACK/WHITE)
UP	MERGE ARROW (BLACK/WHITE)
UP	MERGE ARROW


INDEX

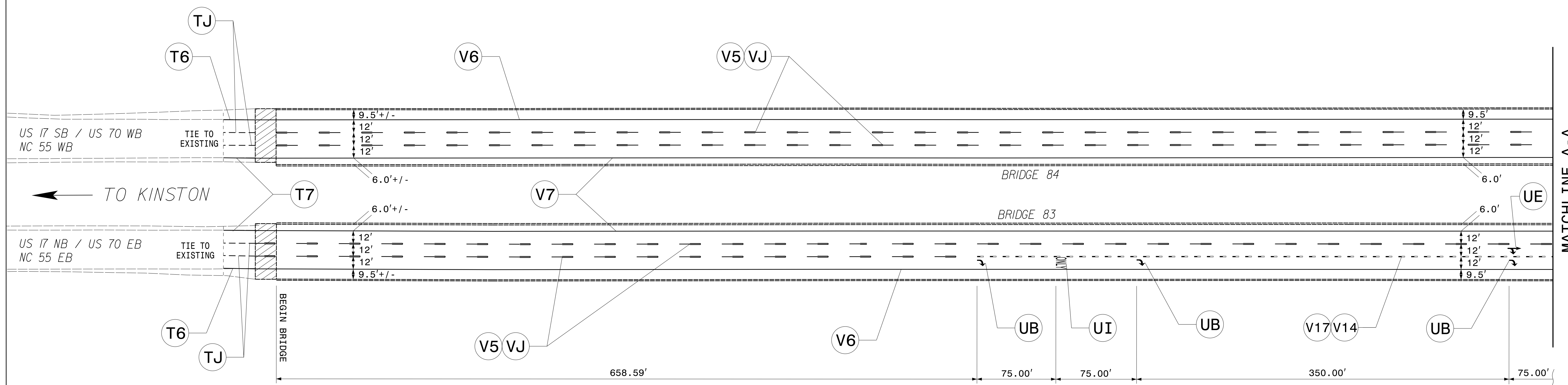
SHEET NO.	DESCRIPTION
PMP-1	PAVEMENT MARKING PLAN TITLE AND STANDARDS, NOTES, AND PAVEMENT MARKING SCHEDULE
PMP-2 Thru 4	PAVEMENT MARKING DETAIL




PLAN PREPARED BY: N.C.D.O.T. SIGNING AND DELINEATION UNIT

A. I. ALQUDWAH, P.E. SIGNING & DELINEATION REGIONAL ENGINEER

D. M. EATON SIGNING & DELINEATION PROJECT DESIGN ENGINEER

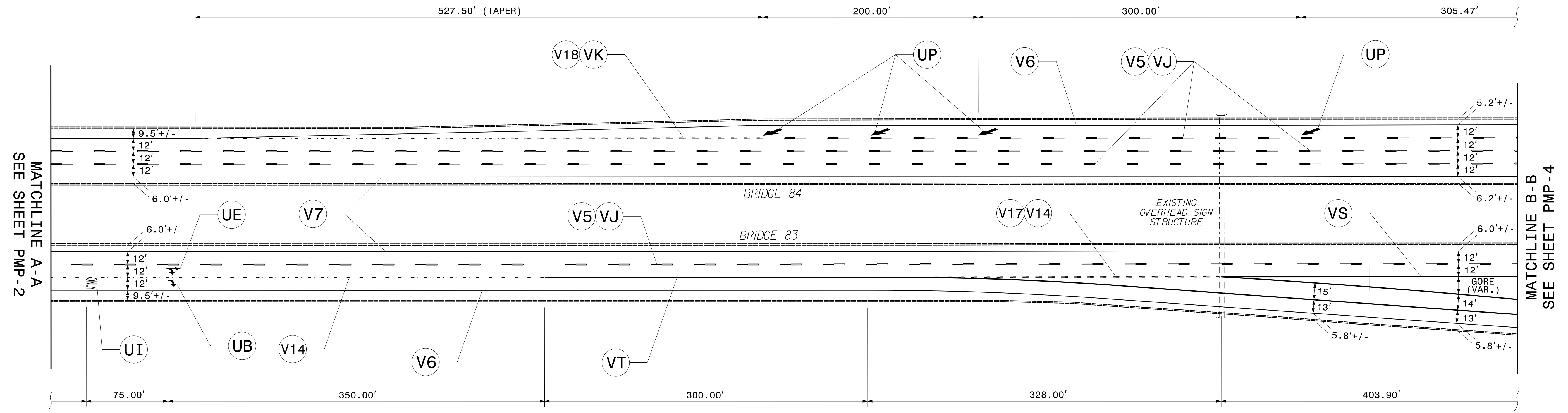






















SYMBOL AND PAVEMENT MARKING LEGEND	
 (UB) RIGHT TURN ARROW BLACK/WHITE CONTRAST	 (UE) COMBO RIGHT/STRAIGHT ARROW BLACK/WHITE CONTRAST
 (UI) ALPHANUMERIC CHAR. BLACK/WHITE CONTRAST	
POLYUREA	
(V5) 10 FT. BLACK SKIP (6")	(V14) 3 FT.- 9 FT./SP. WHITE MINSKIP (12")
(V6) WHITE EDGE LINE (6")	(VJ) 10 FT. WHITE SKIP (6")
(V7) YELLOW EDGE LINE (6")	(V17) 3 FT.- 9 FT./SP. BLACK MINSKIP (12")
THERMOPLASTIC	
(T6) WHITE EDGE LINE (6")	(TJ) 10 FT. WHITE SKIP (6")
(T7) YELLOW EDGE LINE (6")	

PAVEMENT MARKING PLANS

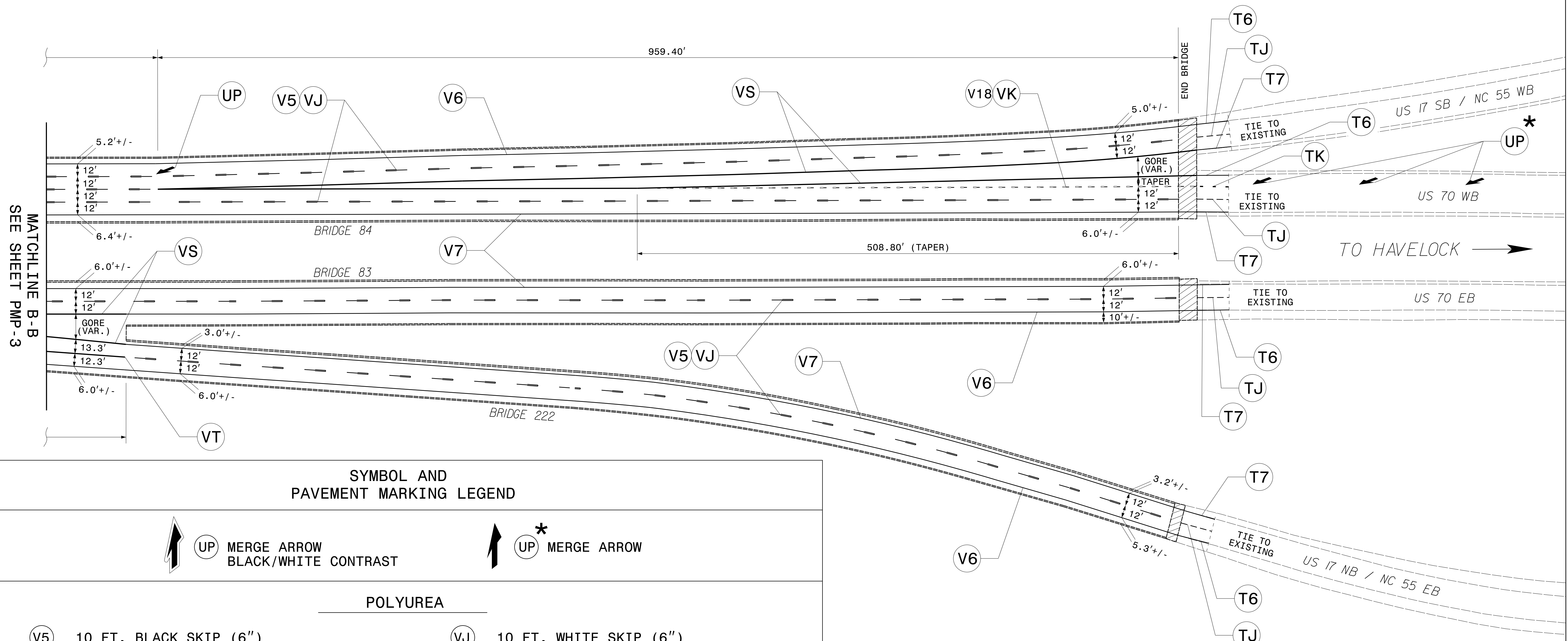


I8-MAY-2015 07:49
 P:\TIP\Projects\BP-5500FF\Traffic\Signing\CADD\Pmp\BP5500FF_Pmp_psh1.dgn
 meaton



SYMBOL AND PAVEMENT MARKING LEGEND			
	UB	RIGHT TURN ARROW BLACK/WHITE CONTRAST	
	UP	MERGE ARROW BLACK/WHITE CONTRAST	
	UE	COMBO RIGHT/STRAIGHT ARROW BLACK/WHITE CONTRAST	
	UI	ALPHANUMERIC CHAR. BLACK/WHITE CONTRAST	
POLYUREA			
	V5	10 FT. BLACK SKIP (6")	
	V6	WHITE EDGE LINE (6")	
	V7	YELLOW EDGE LINE (6")	
	V14	3 FT.- 9 FT./SP. WHITE MINSKIP (12")	
			
			
			
			
			
			

PAVEMENT MARKING PLANS

18-MAY-2015 07:50
 P:\TIP\Projects\BP-5500FF\Traffic\Signing\CADD\Pmp\BP5500FF_Pmp_psh2.dgn
 meaton



MATCHLINE B-B
SEE SHEET PMP-3

SYMBOL AND PAVEMENT MARKING LEGEND			
	MERGE ARROW BLACK/WHITE CONTRAST		MERGE ARROW
POLYUREA			
V5	10 FT. BLACK SKIP (6")	VJ	10 FT. WHITE SKIP (6")
V6	WHITE EDGE LINE (6")	VK	3 FT.- 9 FT./SP. WHITE MINSKIP (6")
V7	YELLOW EDGE LINE (6")	VS	WHITE GORELINE (12")
V18	3 FT.- 9 FT./SP. BLACK MINSKIP (6")	VT	WHITE SOLID LANE LINE (12")
THERMOPLASTIC			
T6	WHITE EDGE LINE (6")	TJ	10 FT. WHITE SKIP (6")
T7	YELLOW EDGE LINE (6")	TK	3 FT.- 9 FT./SP. WHITE MINSKIP (6")

PAVEMENT MARKING PLANS

18-MAY-2015 07:45
P:\TIP\Projects\BP\BP5500FF\Traffic\Signing\CADD\Pmp\BP5500FF_Pmp_psh3.dgn
meaton