

8/23/99

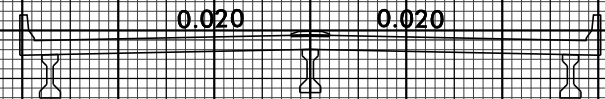


PROJ. REFERENCE NO.  
R-2915A

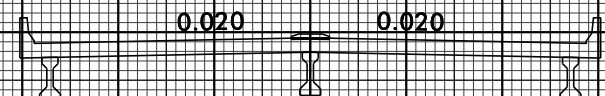
SHEET NO.  
X-2

150 140 130 120 110 100 90 80 70 60 50 40 30 20 10 0 10 20 30 40 50 60 70 80 90 100 110 120 130 140 150

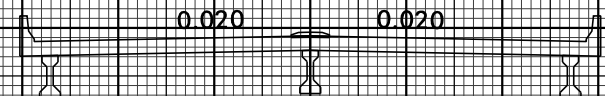
### END BRIDGE -L- STA. 12 + 05.63



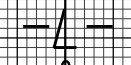
3002.72  
12 + 00.00



3002.93  
11 + 50.00



3002.41  
11 + 00.00



150 140 130 120 110 100 90 80 70 60 50 40 30 20 10 0 10 20 30 40 50 60 70 80 90 100 110 120 130 140 150

SYSTEMS  
 CONSULTANTS  
 ENGINEERS  
 ARCHITECTS  
 PLANNERS  
 INCORPORATED  
 11000  
 WILSON BLVD  
 SUITE 1000  
 BOSTON, MA 02118  
 TEL: 617 261 1000  
 FAX: 617 261 1001  
 WWW.SCEA.COM