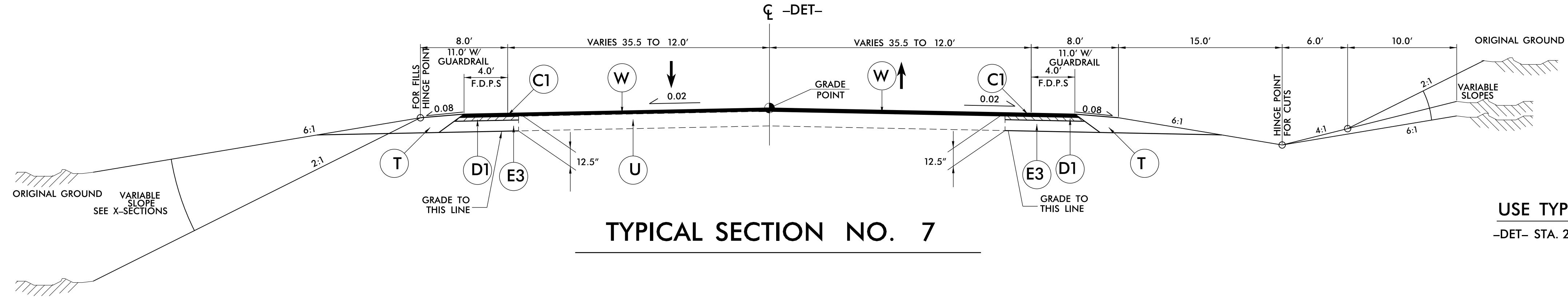


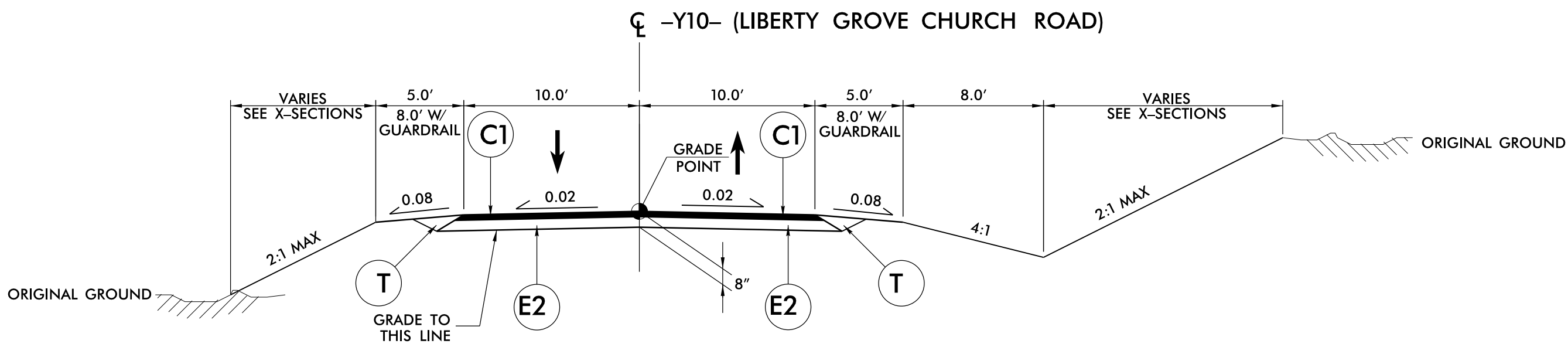
6/2/2019

PROJECT REFERENCE NO. R-2915B	SHEET NO. 2A-4
ROADWAY DESIGN ENGINEER DOUGLAS B. SAUNDERS 7/17/2015 SEAL 14160	PAVEMENT DESIGN ENGINEER VADIMIR G. AMICKEY 7/17/2015 SEAL 031484



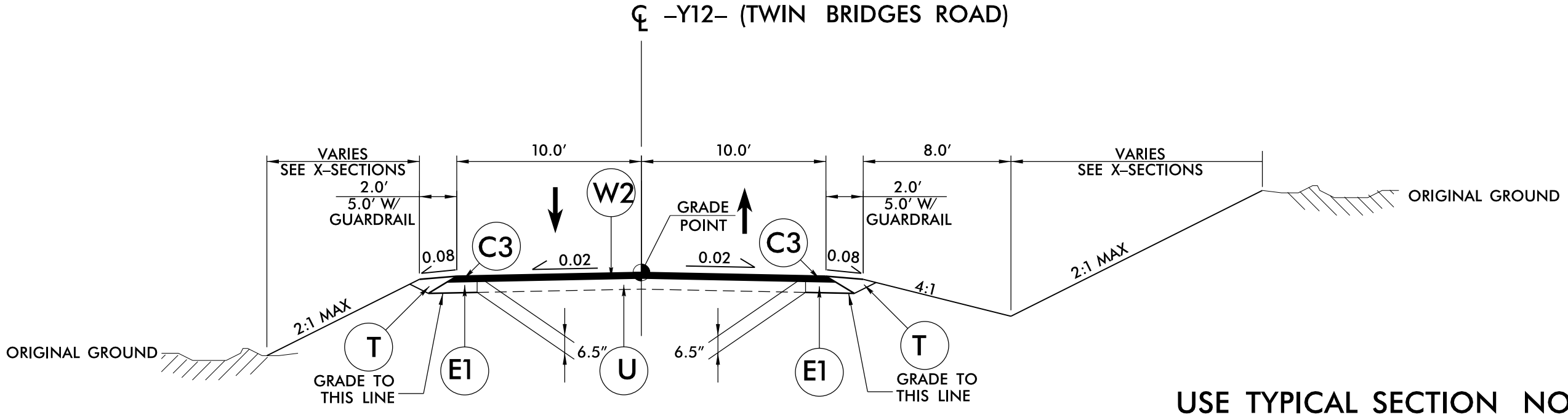
TYPICAL SECTION NO. 7

USE TYPICAL SECTION NO. 7
-DET- STA. 259+00.00 TO STA. 261+05.51



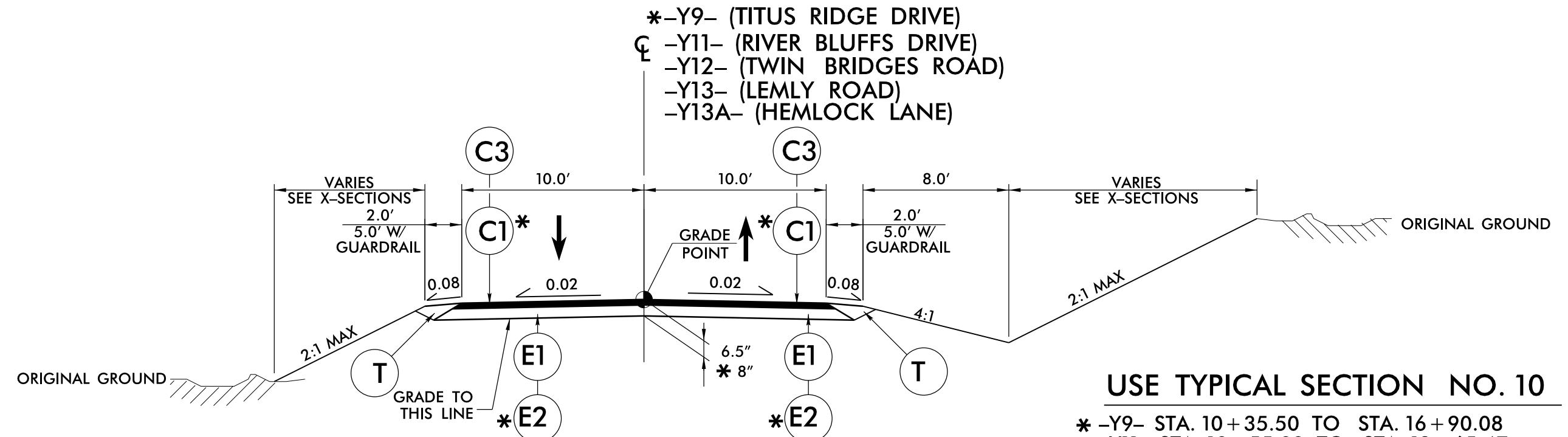
TYPICAL SECTION NO. 8

USE TYPICAL SECTION NO. 8
-Y10- STA. 12+75.00 TO STA. 17+62.15



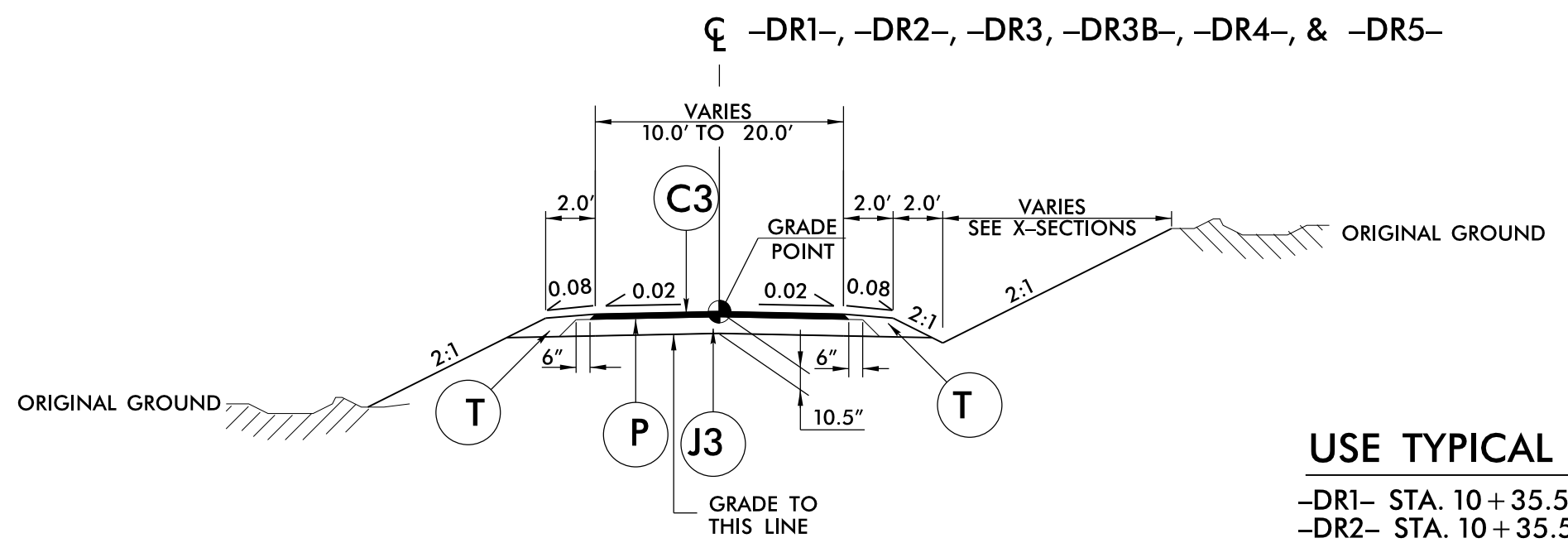
TYPICAL SECTION NO. 9

USE TYPICAL SECTION NO. 9
-Y12- STA. 12+85.00 TO STA. 13+70.00



TYPICAL SECTION NO. 10

USE TYPICAL SECTION NO. 10
* -Y9- STA. 10+35.50 TO STA. 16+90.08
-Y11- STA. 10+55.00 TO STA. 12+65.47
-Y12- STA. 13+70.00 TO STA. 14+87.00
-Y13- STA. 11+50.00 TO STA. 12+86.60
-Y13A- STA. 10+21.98 TO STA. 12+77.00



TYPICAL SECTION NO. 11

USE TYPICAL SECTION NO. 11
-DR1- STA. 10+35.50 TO STA. 15+43.00
-DR2- STA. 10+35.50 TO STA. 14+90.00
-DR3- STA. 10+35.50 TO STA. 19+95.00
-DR3B- STA. 10+06.00 TO STA. 12+35.00
-DR4- STA. 10+35.50 TO STA. 13+24.54
-DR5- STA. 10+09.64 TO STA. 11+56.37

PAVEMENT SCHEDULE	
C1	3" S9.5B
C2	VAR. S9.5B
C3	2.5" SF9.5A
C4	VAR. SF9.5A
C5	1.5" S9.5B
C6	1.25" SF9.5A
D1	4" I19.0B
D2	VAR. I19.0B
E1	4" B25.0B
E2	5" B25.0B
E3	5.5" B25.0B
E4	VAR. B25.0B
J1	10" ABC
J2	VAR. ABC
J3	8" ABC
K	STABILIZED SUB-GRADE
N	GEOTEXTILE FOR PAVEMENT STABILIZATION
P	PRIME COAT
R1	2'-9" C&G
R2	5" MONO. CONC. ISLAND
T	EARTH MATERIAL
U	EXISTING PAVEMENT
W1	WEDGING SEE SHEET 2A-1
W2	WEDGING SEE SHEET 2A-1

REVISIONS

6/26/2019 10:05:57 PM
R:\2019\ROAD\2A-4.DGN
USER: CHILLMAN