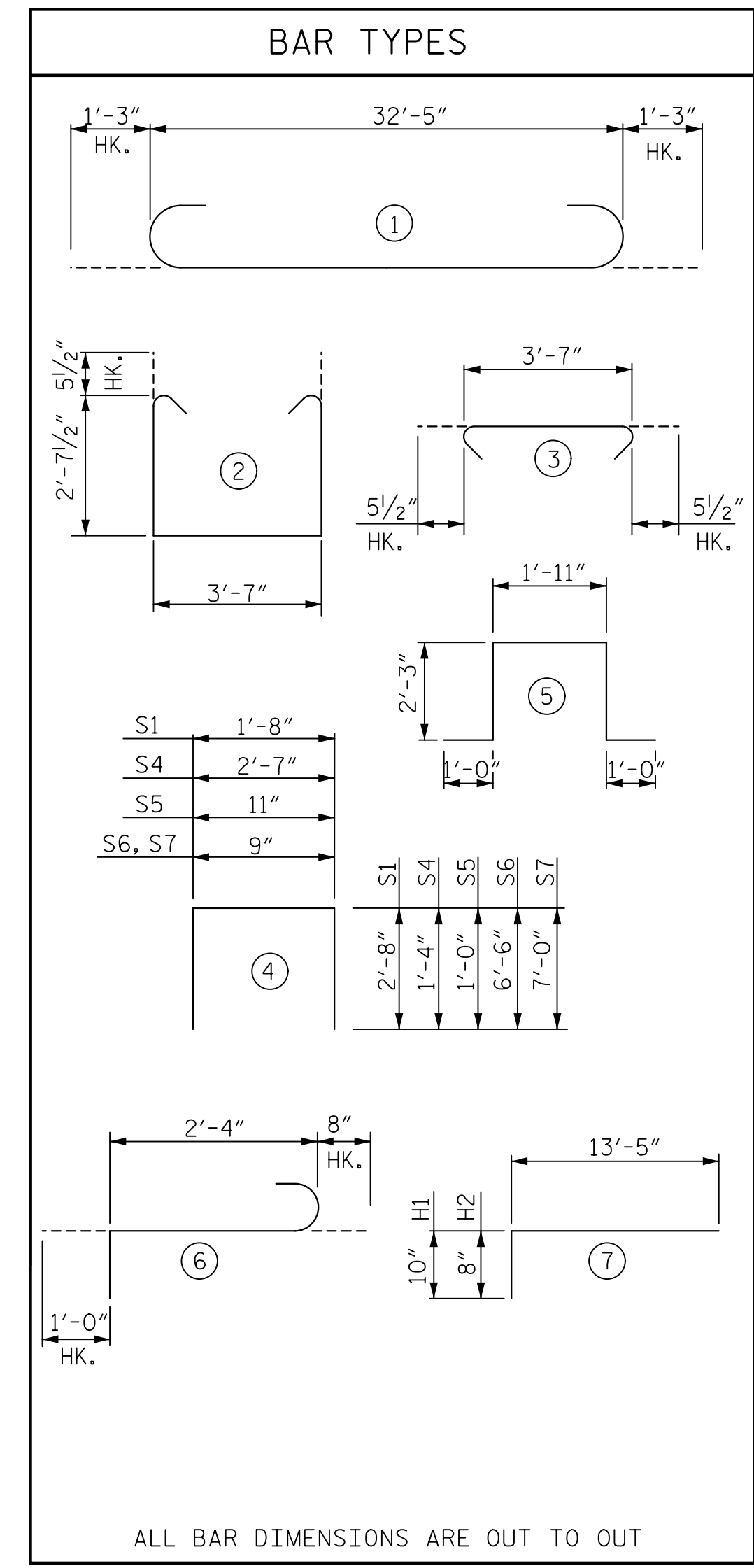
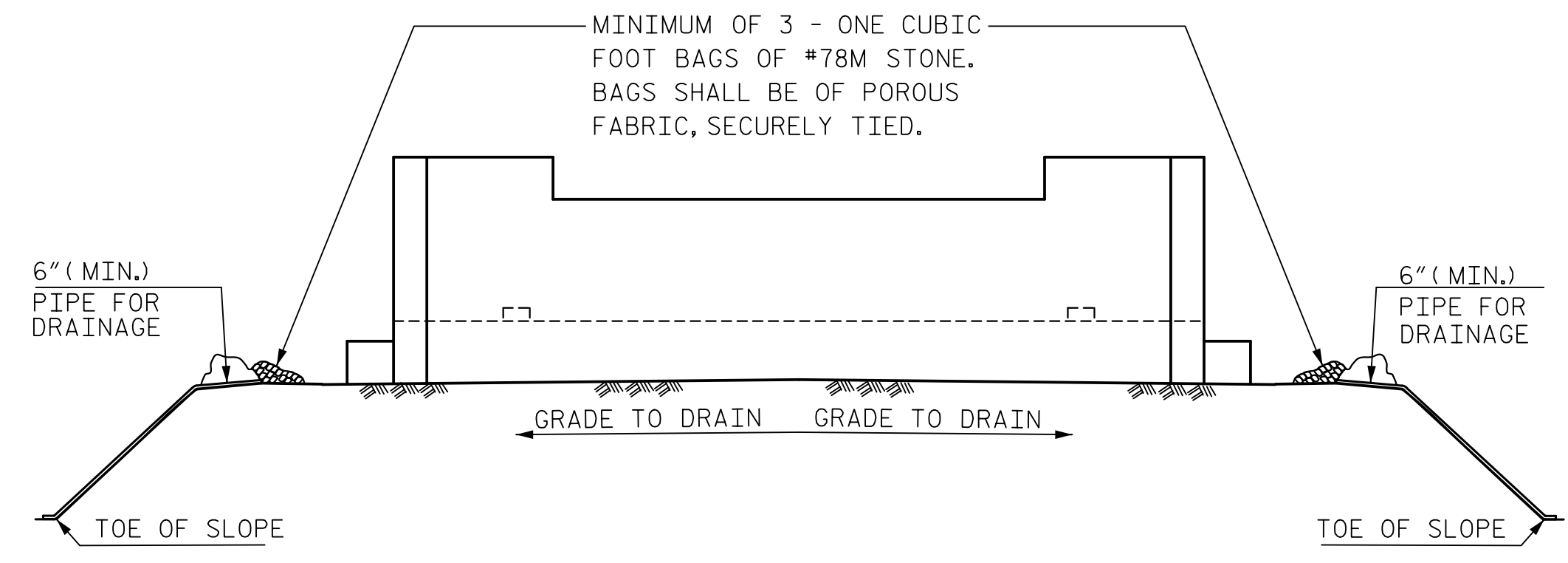


\* POSITION OF PILE DURING WELDING  
PILE SPICE DETAILS



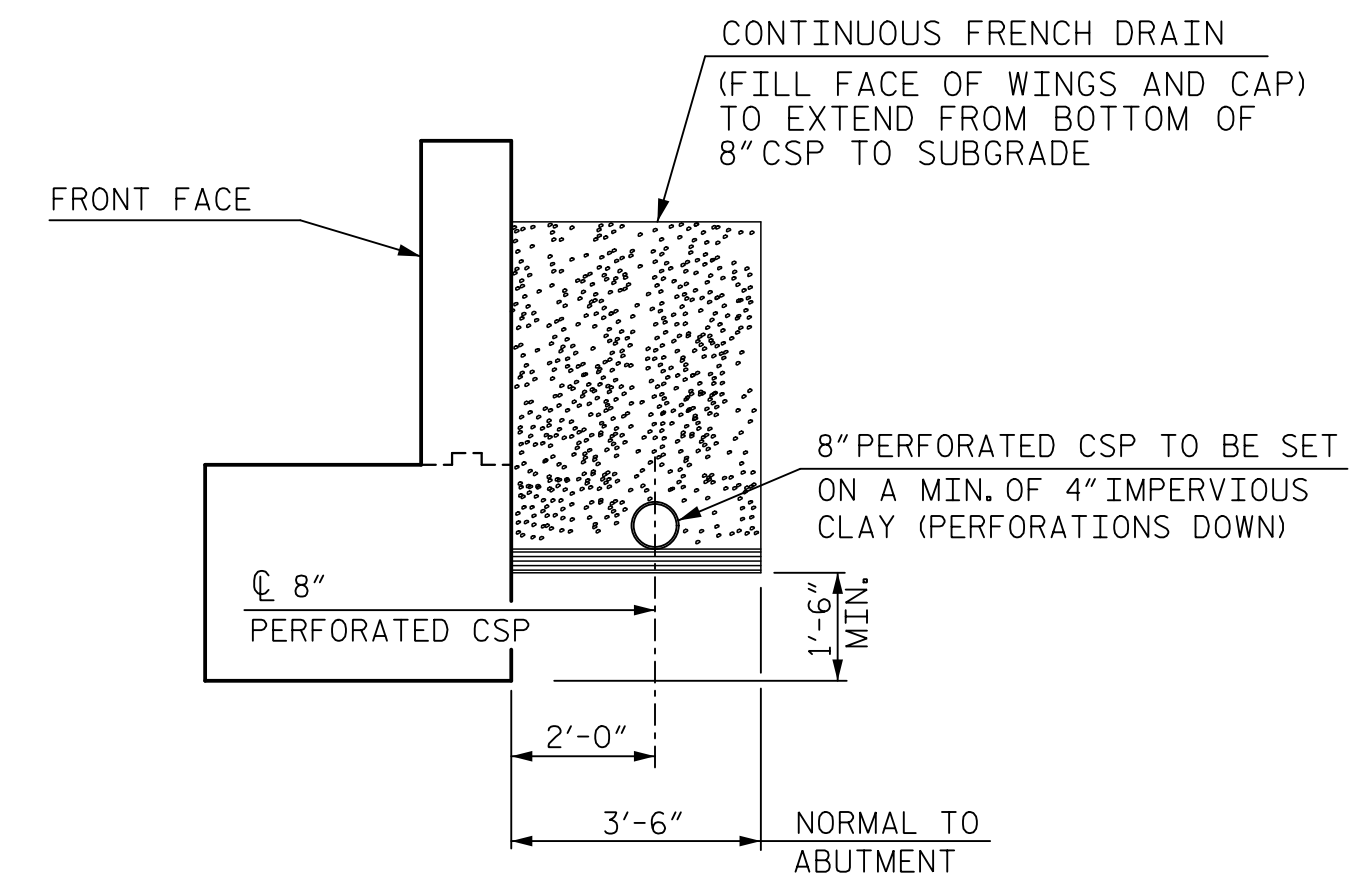
BILL OF REINFORCING					
ABUTMENT 1					
BAR	NO.	SIZE	TYPE	LENGTH	WEIGHT
B1	11	9	1	34'-11"	1,306
B2	16	4	STR	17'-5"	186
B3	8	5	STR	32'-5"	270
B4	8	4	STR	3'-11"	21
D1	10	8	STR	2'-3"	60
H1	24	5	7	14'-3"	357
H2	24	4	7	14'-1"	226
K1	20	4	STR	17'-5"	233
S1	24	4	4	7'-0"	112
S2	114	5	2	9'-9"	1,159
S3	114	5	3	4'-6"	535
S4	4	4	4	5'-3"	14
S5	25	4	4	2'-11"	49
S6	3	4	4	13'-9"	28
S7	3	4	4	14'-9"	30
S8	2	6	5	8'-5"	25
S9	6	6	6	4'-0"	36
V1	25	6	STR	7'-2"	269
V2	25	4	STR	7'-2"	120
V3	68	4	STR	9'-9"	443
V4	16	6	STR	9'-9"	234
QUANTITIES					
REINFORCING STEEL				LBS.	5,713
CAST-IN-PLACE CONCRETE (4,000 PSI):					
POUR 1 - CAP & BOT. OF WINGS				CU. YDS.	19.8
POUR 2 - TOP OF WINGS & BACKWALL				CU. YDS.	16.9
POUR 3 - LATERAL GUIDES				CU. YDS.	0.1
TOTAL				CU. YDS.	36.8
HP 12x53 STEEL PILES				NO.	10
				L.F.	650
STEEL PILE POINTS				EACH	10



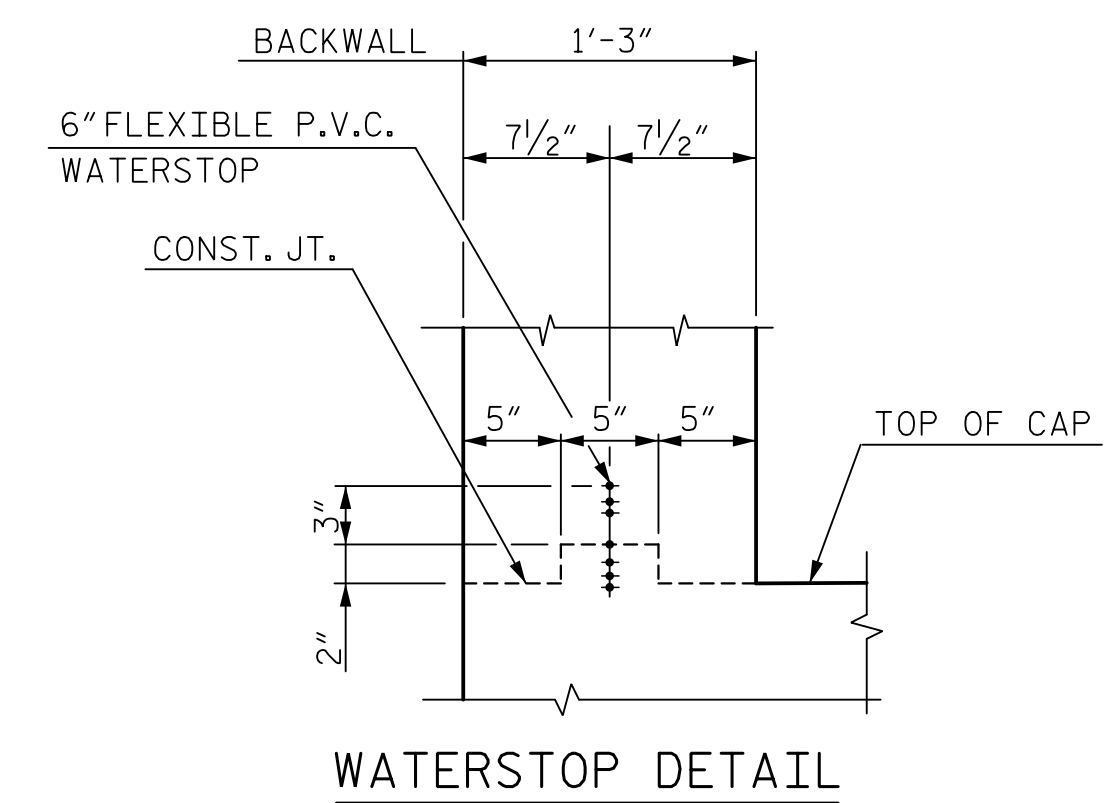
BAGGED STONE AND PIPE SHALL BE PLACED IMMEDIATELY AFTER COMPLETION OF THE ABUTMENT EXCAVATION. PIPE MAY BE EITHER CONCRETE, CORRUGATED STEEL, CORRUGATED ALUMINUM ALLOY, OR CORRUGATED PLASTIC. PERFORATED PIPE WILL NOT BE ALLOWED.

BAGGED STONE SHALL REMAIN IN PLACE UNTIL THE ENGINEER DIRECTS THAT IT BE REMOVED. THE CONTRACTOR SHALL REMOVE AND DISPOSE OF SILT ACCUMULATIONS AT BAGGED STONE WHEN SO DIRECTED BY THE ENGINEER. BAGS SHALL BE REMOVED AND REPLACED WHENEVER THE ENGINEER DETERMINES THAT THEY HAVE DETERIORATED AND LOST THEIR EFFECTIVENESS.

TEMPORARY DRAINAGE AT ABUTMENT



CONTINUOUS FRENCH DRAIN DETAIL




WATERSTOP DETAIL

NOTES:

STIRRUPS IN CAP MAY BE SHIFTED AS NECESSARY TO CLEAR #8D1 DOWELS.

THE LATERAL GUIDE AT EACH END OF THE CAP IS NOT TO BE POURED UNTIL BOX BEAMS ARE IN PLACE.

PROJECT NO. P-4900A  
ROBESON COUNTY  
 STATION: POS 22+07.07 -L-  
 MILE POST: 0.23  
 SHEET 3 OF 3



<b>HNTB</b> HNTB NORTH CAROLINA, P.C. License No. C-1554 343 E. Six Forks Rd., Suite 200, Raleigh, N.C. 27609		REVISIONS		SHEET NO.
DRAWN BY: M. WRIGHT	DATE: 9/14	NO. 3	BY:	5-12
CHECKED BY: D. RAGAN	DATE: 10/14	NO. 4	DATE:	TOTAL SHEETS
DWG. NO. 12				54