STATE OF
NORTH CAROLINA
DEPT. OF TRANSPORTATION
DIVISION OF HIGHWAYS
RALEIGH, N.C.

06-14

ENGLISH DETAIL DRAWING FOR
PEDESTRIAN PUSHBUTTON LOCATIONS
PLACEMENT DETAIL

SHEET 1 OF 3
1705D01

PUSHBUTTON PLACEMENT
SEPARATE CURB RAMPS

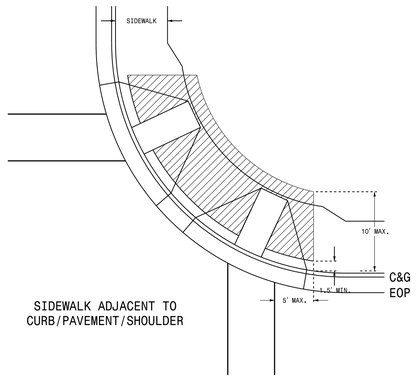

PUSHBUTTON PLACEMENT
SHARED CURB RAMP

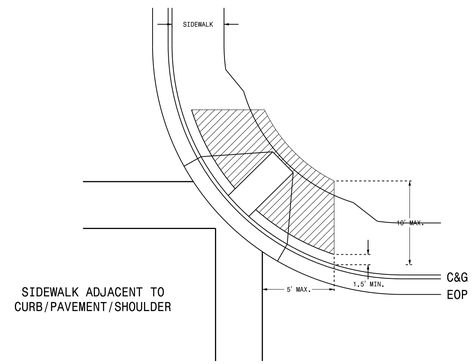

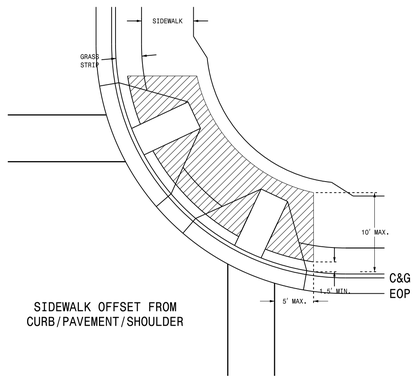

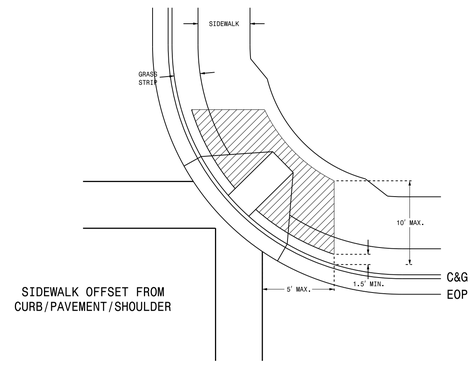

NOTES

1. Pushbutton pedestals should not be located further than 10 feet from the edge of curb, shoulder, or pavement.
2. The face of the pushbutton should be parallel to the applicable crosswalk.
3. Separate pushbuttons used on the same corner should be separated by a distance of at least 10 feet.
4. Pushbuttons shall be installed adjacent to a level surface with a maximum reach distance of 10 inches.
5. Maintain 4 feet of clearance around pedestal if located in sidewalk.
6. Refer to section 1705 of the 2012 NCDOT Roadway Standard Drawings for Pushbutton Assembly details.
7. Refer to section 1743 of the 2012 NCDOT Roadway Standard Drawings for Pedestal details.
8. Contact Division Traffic Engineer for pushbutton location approval prior to installation.
9. Curb ramps are for symbolic use only and may not reflect actual design or field conditions.

LEGEND

PROPOSED

- Signal Pole
- Type I Pushbutton Post
- Type II Signal Pedestal
- Pushbutton & Sign
- Pedestrian Signal Head
- Curb Ramp
- Pushbutton Location Area

STATE OF
NORTH CAROLINA
DEPT. OF TRANSPORTATION
DIVISION OF HIGHWAYS
RALEIGH, N.C.

06-14

ENGLISH DETAIL DRAWING FOR
PEDESTRIAN PUSHBUTTON LOCATIONS
PLACEMENT DETAIL

SHEET 1 OF 3
1705D01

See Plate for Title

Prepared in the Offices of:
Transportation Mobility and Safety Division
Signal Design Section
750 N. Greenfield Parkway
Garner, NC 27529

SEAL
NORTH CAROLINA PROFESSIONAL SEAL 026486 ENGINEER ROBERT J. ZIEMBA

DocuSigned by:
18984866274A494
SIGNATURE

6/17/2014
DATE

17-JUN-2014 11:23
S:\ITS&SU\ITS Signals\Signal Design Section\Central Region\Rob's Files\Ped Stds\Pushbutton Drawings\Pushbutton Plate Drawings_2014mmdd.dgn
rziemba