


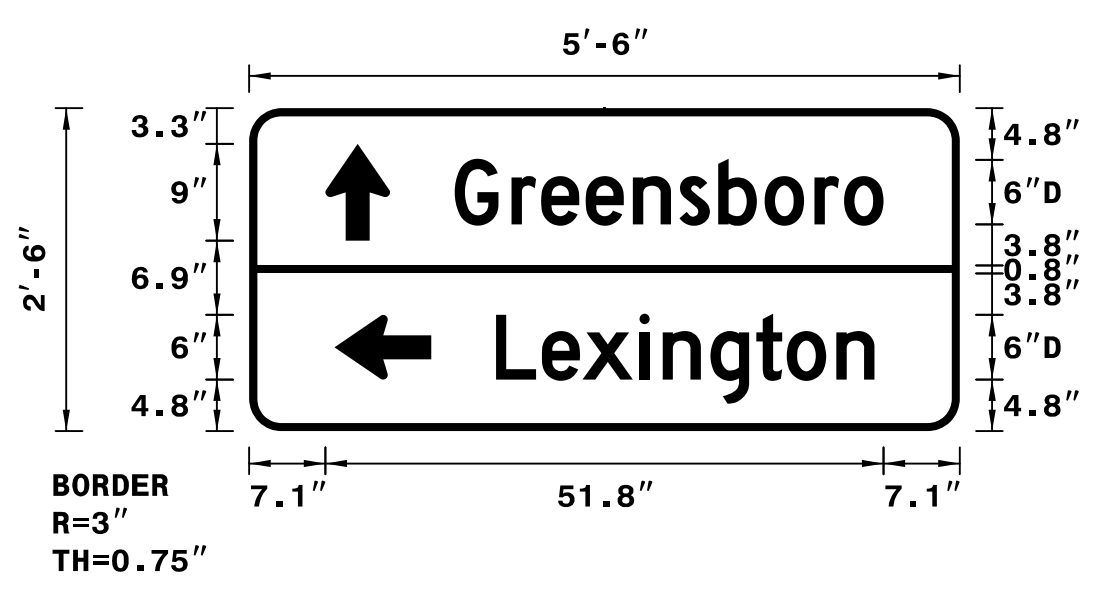
APPROVED: Charles A. Johnson III
6243481AC0943B
 DATE: 2/24/2015



SIGN NUMBER: 305
 TYPE: D
 QUANTITY: 1
 SIGN WIDTH: 5'-6"
 HEIGHT: 2'-6"
 TOTAL AREA: 13.8 Sq.Ft.
 BORDER TYPE: FLUSH
 RECESS: 0"
 WIDTH: 0.75"
 RADII: 3"
 NO. Z BARS: N/A
 LENGTH: N/A

SYMBOL	X	Y	WID	HT
Type D Arrow	7.1	17.7	6	9
Type D Arrow	7.9	4.8	6	9

DESIGN BY: TRT
 PROJECT ID: B-5114
 CHECKED BY: ADK/CAJ
 DIV: 08
 DATE: February 2015



NOTES:
 1. Legend and border shall be direct applied Grade C reflective sheeting.
 2. Background shall be Grade C reflective sheeting.

LETTER POSITIONS

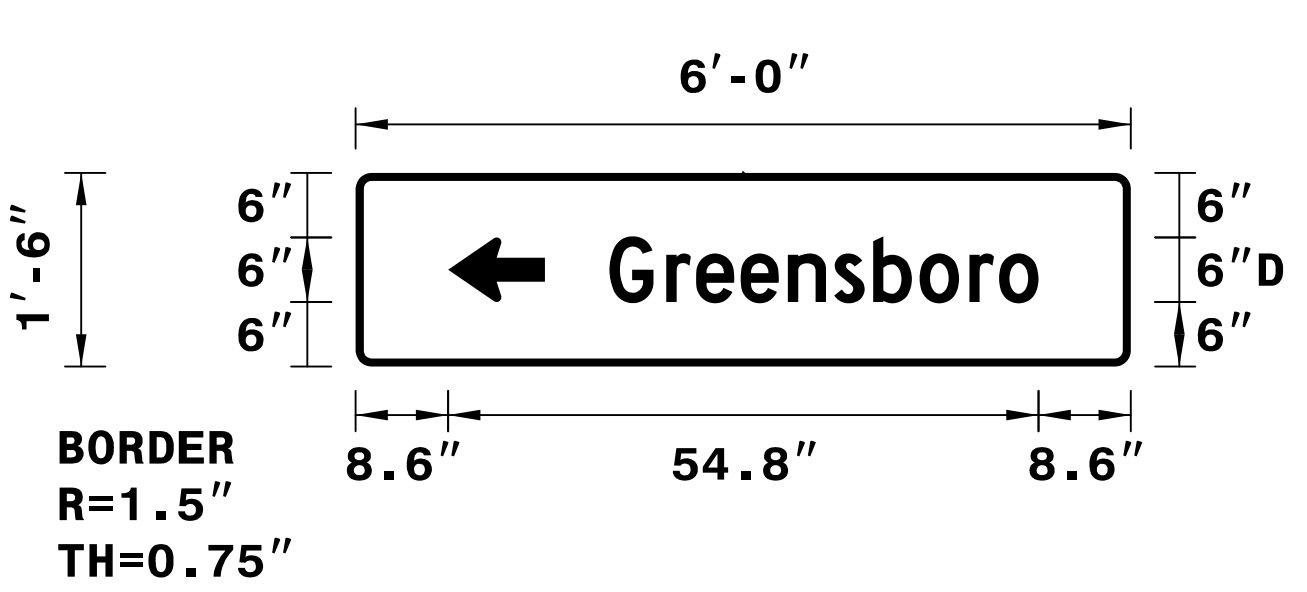
Letter spacings are to start of next letter													Series/Size
													Text Length
	G	r	e	e	n	s	b	o	r	o			D 2000
19.1	5.3	2.8	4.1	4.4	4.3	3.6	4.3	4.6	2.8	3.7	7.1	39.8	
	L	e	x	i	n	g	t	o	n			D 2000	
22.9	4.3	3.8	5.3	2.2	4.4	4.3	2.8	4.6	3.5	7.9	35.2		

Spacing Factor is 1 unless specified otherwise

SIGN NUMBER: 306
 TYPE: D
 QUANTITY: 1
 SIGN WIDTH: 6'-0"
 HEIGHT: 1'-6"
 TOTAL AREA: 9.0 Sq.Ft.
 BORDER TYPE: FLUSH
 RECESS: 0"
 WIDTH: 0.75"
 RADII: 1.5"
 NO. Z BARS: N/A
 LENGTH: N/A

SYMBOL	X	Y	WID	HT
Type D Arrow	8.6	6	6	9

DESIGN BY: TRT
 PROJECT ID: B-5114
 CHECKED BY: ADK/CAJ
 DIV: 08
 DATE: February 2015



NOTES:
 1. Legend and border shall be direct applied Grade C reflective sheeting.
 2. Background shall be Grade C reflective sheeting.

LETTER POSITIONS

Letter spacings are to start of next letter													Series/Size
													Text Length
	G	r	e	e	n	s	b	o	r	o			D 2000
23.6	5.3	2.8	4.1	4.4	4.3	3.6	4.3	4.6	2.8	3.7	8.6	39.8	

Spacing Factor is 1 unless specified otherwise

SIGN NUMBER: 307
 TYPE: D
 QUANTITY: 1
 SIGN WIDTH: 3'-6"
 HEIGHT: 1'-6"
 TOTAL AREA: 5.3 Sq.Ft.
 BORDER TYPE: FLUSH
 RECESS: 0"
 WIDTH: 0.5"
 RADII: 1.5"
 NO. Z BARS: N/A
 LENGTH: N/A

SYMBOL	X	Y	WID	HT
--------	---	---	-----	----

DESIGN BY: TRT
 PROJECT ID: B-5114
 CHECKED BY: ADK/CAJ
 DIV: 08
 DATE: February 2015



NOTES:
 1. Legend and border shall be direct applied Grade C reflective sheeting.
 2. Background shall be Grade C reflective sheeting.

LETTER POSITIONS

Letter spacings are to start of next letter													Series/Size
													Text Length
	H	i	g	h	P	o	i	n	t				D 2000
4.5	4.5	1.6	4	2.9	5	3.8	3.8	1.8	3.4	2	4.5	33	
	C	I	T	Y	L	I	M	I	T			C 2000	
12.1	2.3	0.8	1.7	1.9	3	2	1.1	2.6	0.8	1.5	12.1	17.8	

Spacing Factor is 1 unless specified otherwise