



APPROVED: 
DocuSigned by:
Charles A. Johnson III
7802A0468CF4F8

DATE: 2/2/2015



SIGN NUMBER: 307,308 BACKG COLOR: Green
 TYPE: D COPY COLOR: White
 QUANTITY: 2

| SYMBOL | X | Y | WID | HT |
|--------|---|---|-----|----|
| | | | | |
| | | | | |
| | | | | |
| | | | | |
| | | | | |
| | | | | |
| | | | | |
| | | | | |
| | | | | |
| | | | | |

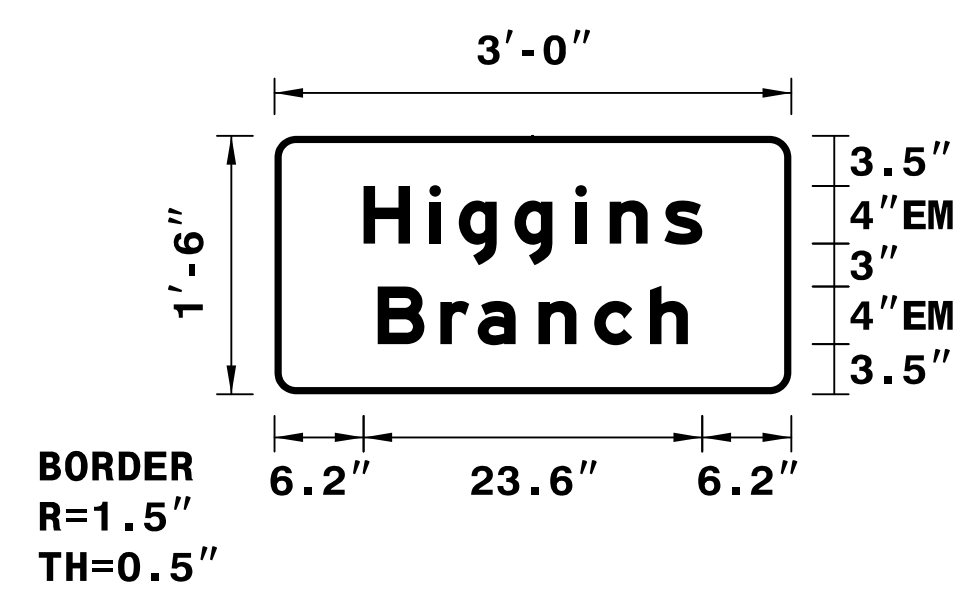
SIGN WIDTH: 3'-0"
 HEIGHT: 1'-6"
 TOTAL AREA: 4.5 Sq.Ft.

BORDER TYPE: FLUSH
 RECESS: 0"
 WIDTH: 0.5"
 RADII: 1.5"

MAT'L: 0.125" ALUMINUM

NO. Z BARS: N/A
 LENGTH: N/A

DESIGN BY: TRT CHECKED BY: ADK/CAJ
 PROJECT ID: R-2514B,C DIV: 03 DATE: October 2014



Spacing Factor is 1 unless specified otherwise

NOTES:
 1. Legend and border shall be direct applied Grade C reflective sheeting.
 2. Background shall be Grade C reflective sheeting.
 3. One wood support per sign.

LETTER POSITIONS

| Letter spacings are to start of next letter | | | | | | | | | | | | | Series/Size |
|---|-----|-----|-----|-----|-----|-----|-----|-----|--|--|--|--|-------------|
| | | | | | | | | | | | | | Text Length |
| 6.2 | 4.6 | 2 | 3.9 | 4.2 | 2.4 | 3.8 | 2.6 | 6.2 | | | | | EM 2000 |
| | | | | | | | | | | | | | 23.6 |
| | | | | | | | | | | | | | EM 2000 |
| 7.2 | 4.4 | 2.6 | 4.2 | 3.9 | 3.9 | 2.6 | 7.2 | | | | | | 21.6 |

SIGN NUMBER: 309,311 BACKG COLOR: Green
 TYPE: D COPY COLOR: White
 QUANTITY: 2

| SYMBOL | X | Y | WID | HT |
|--------|---|---|-----|----|
| | | | | |
| | | | | |
| | | | | |
| | | | | |
| | | | | |
| | | | | |
| | | | | |
| | | | | |
| | | | | |
| | | | | |

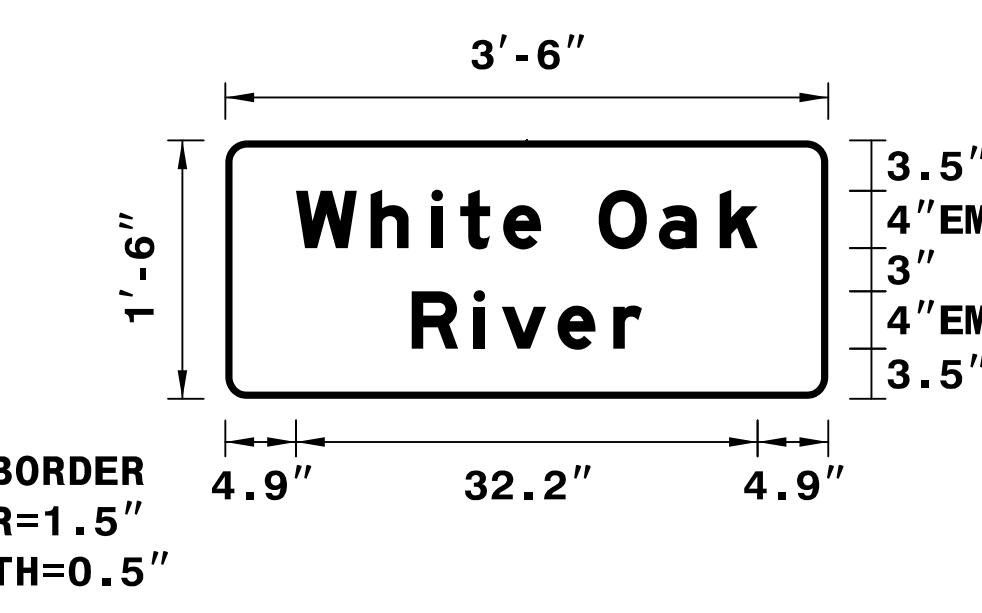
SIGN WIDTH: 3'-6"
 HEIGHT: 1'-6"
 TOTAL AREA: 5.3 Sq.Ft.

BORDER TYPE: FLUSH
 RECESS: 0"
 WIDTH: 0.5"
 RADII: 1.5"

MAT'L: 0.125" ALUMINUM

NO. Z BARS: N/A
 LENGTH: N/A

DESIGN BY: TRT CHECKED BY: ADK/CAJ
 PROJECT ID: R-2514B,C DIV: 02/03 DATE: October 2014



Spacing Factor is 1 unless specified otherwise

NOTES:
 1. Legend and border shall be direct applied Grade C reflective sheeting.
 2. Background shall be Grade C reflective sheeting.
 3. One wood support per sign.

LETTER POSITIONS

| Letter spacings are to start of next letter | | | | | | | | | | | | | Series/Size |
|---|-----|-----|-----|-----|-----|----|-----|-----|-----|-----|--|--|-------------|
| | | | | | | | | | | | | | Text Length |
| 4.9 | 5.2 | 4.2 | 2 | 3 | 2.6 | 4 | 4.2 | 4.2 | 2.6 | 4.9 | | | EM 2000 |
| | | | | | | | | | | | | | 32.2 |
| | | | | | | | | | | | | | EM 2000 |
| 13 | 4.3 | 2 | 3.9 | 3.9 | 2 | 13 | | | | | | | 16 |

SIGN NUMBER: 310 BACKG COLOR: Green
 TYPE: D COPY COLOR: White
 QUANTITY: 1

| SYMBOL | X | Y | WID | HT |
|--------|---|---|-----|----|
| | | | | |
| | | | | |
| | | | | |
| | | | | |
| | | | | |
| | | | | |
| | | | | |
| | | | | |
| | | | | |
| | | | | |

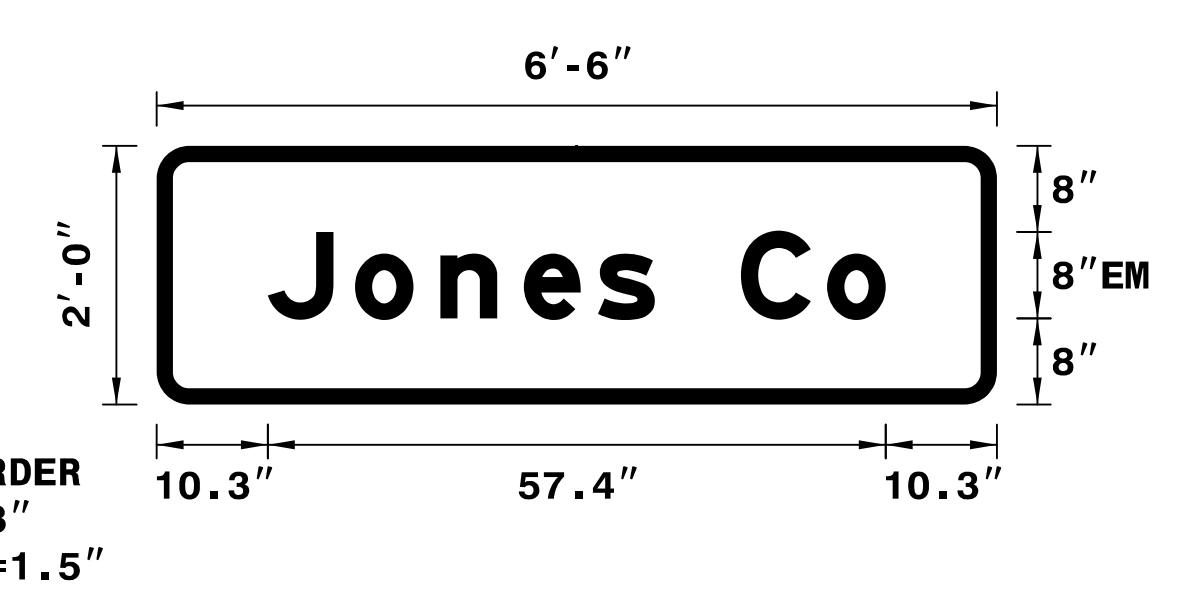
SIGN WIDTH: 6'-6"
 HEIGHT: 2'-0"
 TOTAL AREA: 13.0 Sq.Ft.

BORDER TYPE: FLUSH
 RECESS: 0"
 WIDTH: 1.5"
 RADII: 3"

MAT'L: 0.125" ALUMINUM

NO. Z BARS: N/A
 LENGTH: N/A

DESIGN BY: TRT CHECKED BY: ADK/CAJ
 PROJECT ID: R-2514B,C DIV: 02 DATE: October 2014



Spacing Factor is 1 unless specified otherwise

NOTES:
 1. Legend and border shall be direct applied Grade C reflective sheeting.
 2. Background shall be Grade C reflective sheeting.

LETTER POSITIONS

| Letter spacings are to start of next letter | | | | | | | | | | | | | Series/Size |
|---|-----|-----|---|-----|-----|---|-----|-----|------|--|--|--|-------------|
| | | | | | | | | | | | | | Text Length |
| 10.3 | 9.1 | 9.2 | 9 | 7.7 | 5.3 | 8 | 8.8 | 5.4 | 10.3 | | | | EM 2000 |
| | | | | | | | | | | | | | 57.4 |

SIGN NUMBER: 312 BACKG COLOR: Green
 TYPE: D COPY COLOR: White
 QUANTITY: 1

| SYMBOL | X | Y | WID | HT |
|--------|---|---|-----|----|
| | | | | |
| | | | | |
| | | | | |
| | | | | |
| | | | | |
| | | | | |
| | | | | |
| | | | | |
| | | | | |
| | | | | |

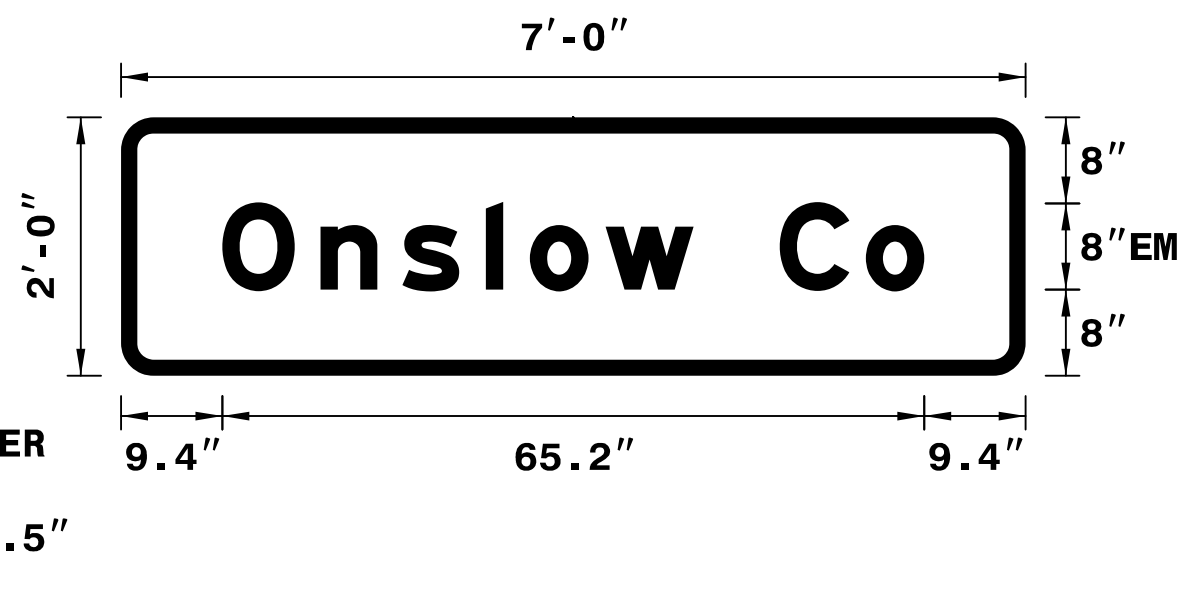
SIGN WIDTH: 7'-0"
 HEIGHT: 2'-0"
 TOTAL AREA: 14.0 Sq.Ft.

BORDER TYPE: FLUSH
 RECESS: 0"
 WIDTH: 1.5"
 RADII: 3"

MAT'L: 0.125" ALUMINUM

NO. Z BARS: N/A
 LENGTH: N/A

DESIGN BY: TRT CHECKED BY: ADK/CAJ
 PROJECT ID: R-2514B,C DIV: 03 DATE: October 2014



Spacing Factor is 1 unless specified otherwise

NOTES:
 1. Legend and border shall be direct applied Grade C reflective sheeting.
 2. Background shall be Grade C reflective sheeting.

LETTER POSITIONS

| Letter spacings are to start of next letter | | | | | | | | | | | | | Series/Size |
|---|------|-----|---|-----|-----|-----|---|-----|-----|-----|--|--|-------------|
| | | | | | | | | | | | | | Text Length |
| 9.4 | 10.3 | 8.8 | 9 | 5.3 | 7.8 | 8.2 | 8 | 8.8 | 5.4 | 9.4 | | | EM 2000 |
| | | | | | | | | | | | | | 65.2 |