

APPROVED: Charles A. Johnson III
DocuSigned by:
7802A0468CB4F8

DATE: 2/2/2015

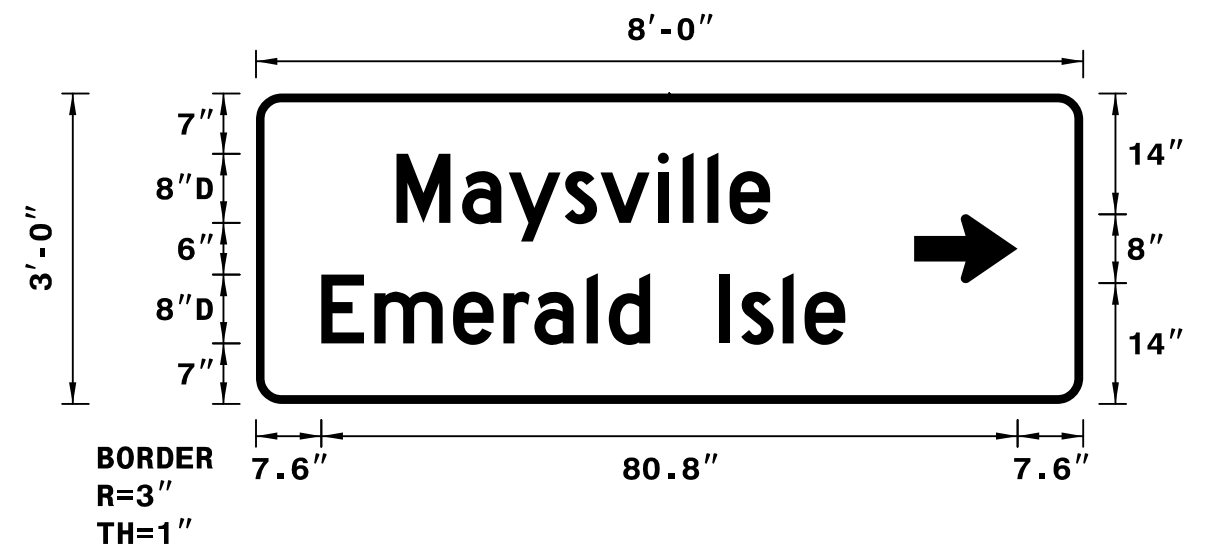


SIGN NUMBER: 302
 TYPE: D
 QUANTITY: 1
 SIGN WIDTH: 8'-0"
 HEIGHT: 3'-0"
 TOTAL AREA: 24.0 Sq.Ft.
 BORDER TYPE: FLUSH
 RECESS: 0"
 WIDTH: 1"
 RADII: 3"
 NO. Z BARS: N/A
 LENGTH: N/A

SYMBOL	X	Y	WID	HT
Type D Arrow	76.4	14	8	12

MAT'L: 0.125" ALUMINUM

DESIGN BY: TRT
 PROJECT ID: R-2514B,C
 CHECKED BY: ADK/CAJ
 DIV: 03
 DATE: October 2014



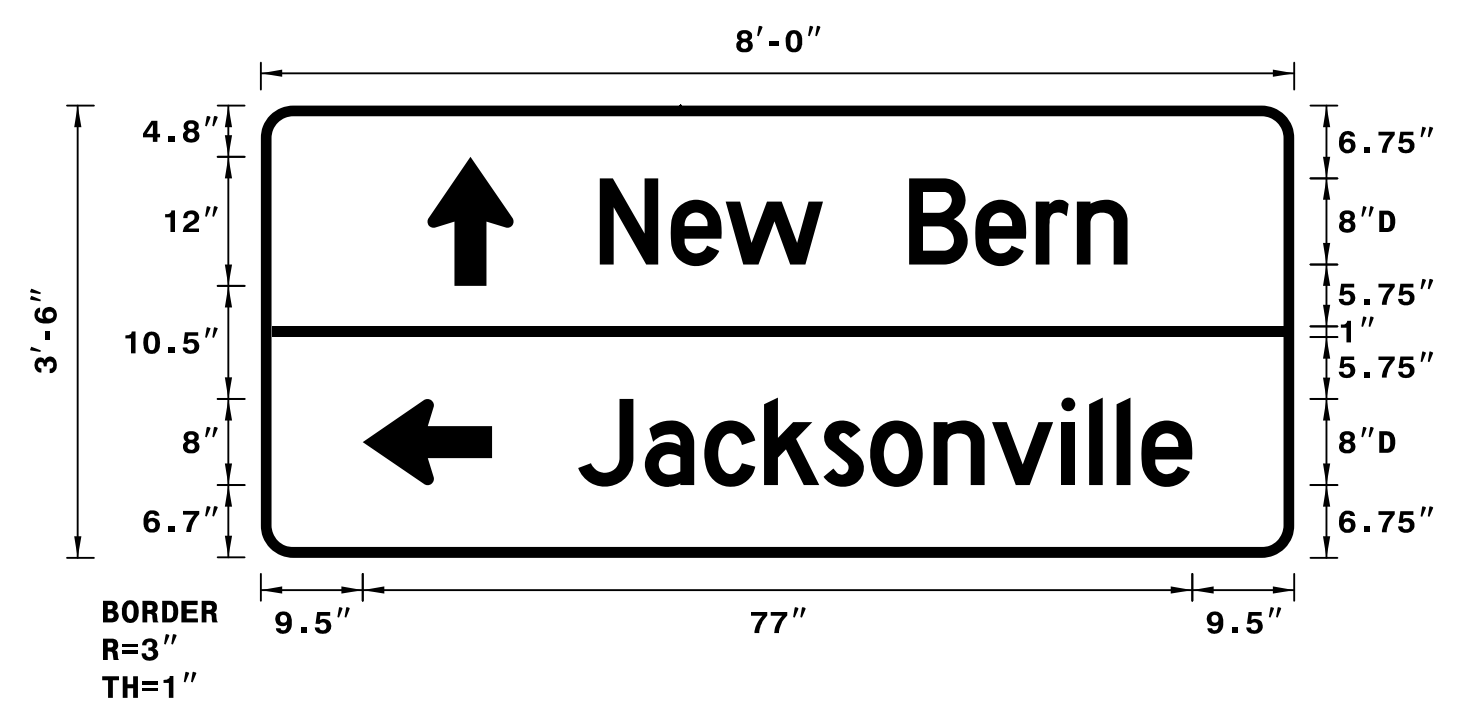
NOTES:
 1. Legend and border shall be direct applied Grade C reflective sheeting.
 2. Background shall be Grade C reflective sheeting.

SIGN NUMBER: 303,315
 TYPE: D
 QUANTITY: 2
 SIGN WIDTH: 8'-0"
 HEIGHT: 3'-6"
 TOTAL AREA: 28.0 Sq.Ft.
 BORDER TYPE: FLUSH
 RECESS: 0"
 WIDTH: 1"
 RADII: 3"
 NO. Z BARS: N/A
 LENGTH: N/A

SYMBOL	X	Y	WID	HT
Type D Arrow	15.5	25.3	8	12
Type D Arrow	9.5	6.8	8	12

MAT'L: 0.125" ALUMINUM

DESIGN BY: TRT
 PROJECT ID: R-2514B,C
 CHECKED BY: ADK/CAJ
 DIV: 02/03
 DATE: October 2014



NOTES:
 1. Legend and border shall be direct applied Grade C reflective sheeting.
 2. Background shall be Grade C reflective sheeting.

LETTER POSITIONS

Letter spacings are to start of next letter													Series/Size	
													Text Length	
M	a	y	s	v	i	l	l	e					D 2000	
16.3	7.6	5.4	6.5	4.2	6.6	2.9	2.9	2.6	4.7	36.3			43.4	
E	m	e	r	a	l	d		I	s	l	e		D 2000	
7.6	6.2	9.1	5.8	3.6	6.1	2.6	4.8	8	2.6	4.8	2.6	4.7	27.6	60.8

LETTER POSITIONS

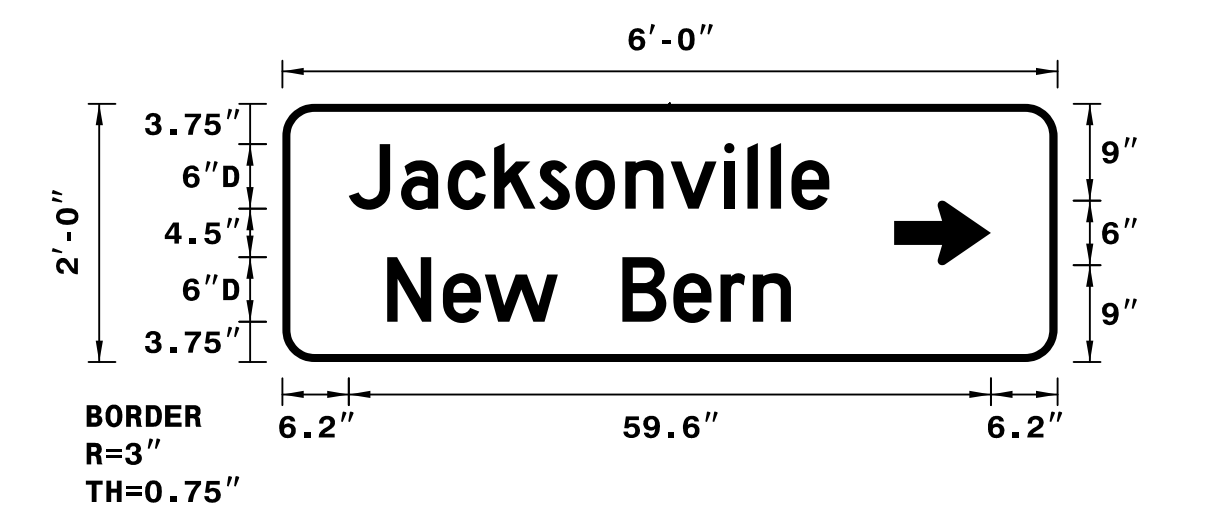
Letter spacings are to start of next letter													Series/Size	
													Text Length	
N	e	w	B	e	r	n							D 2000	
31.5	6.6	5.1	9	8	6.1	5.6	3.8	4.7	15.5				49	
J	a	c	k	s	o	n	v	i	l	l	e		D 2000	
29.5	6.2	5.5	5.6	5.5	4.3	5.9	5.4	6.4	2.6	2.6	2.3	4.7	9.5	57

SIGN NUMBER: 304,317
 TYPE: D
 QUANTITY: 2
 SIGN WIDTH: 6'-0"
 HEIGHT: 2'-0"
 TOTAL AREA: 12.0 Sq.Ft.
 BORDER TYPE: FLUSH
 RECESS: 0"
 WIDTH: 0.75"
 RADII: 3"
 NO. Z BARS: N/A
 LENGTH: N/A

SYMBOL	X	Y	WID	HT
AR_Type D	56.8	9	6	9

MAT'L: 0.125" ALUMINUM

DESIGN BY: TRT
 PROJECT ID: R-2514B,C
 CHECKED BY: ADK/CAJ
 DIV: 02/03
 DATE: October 2014



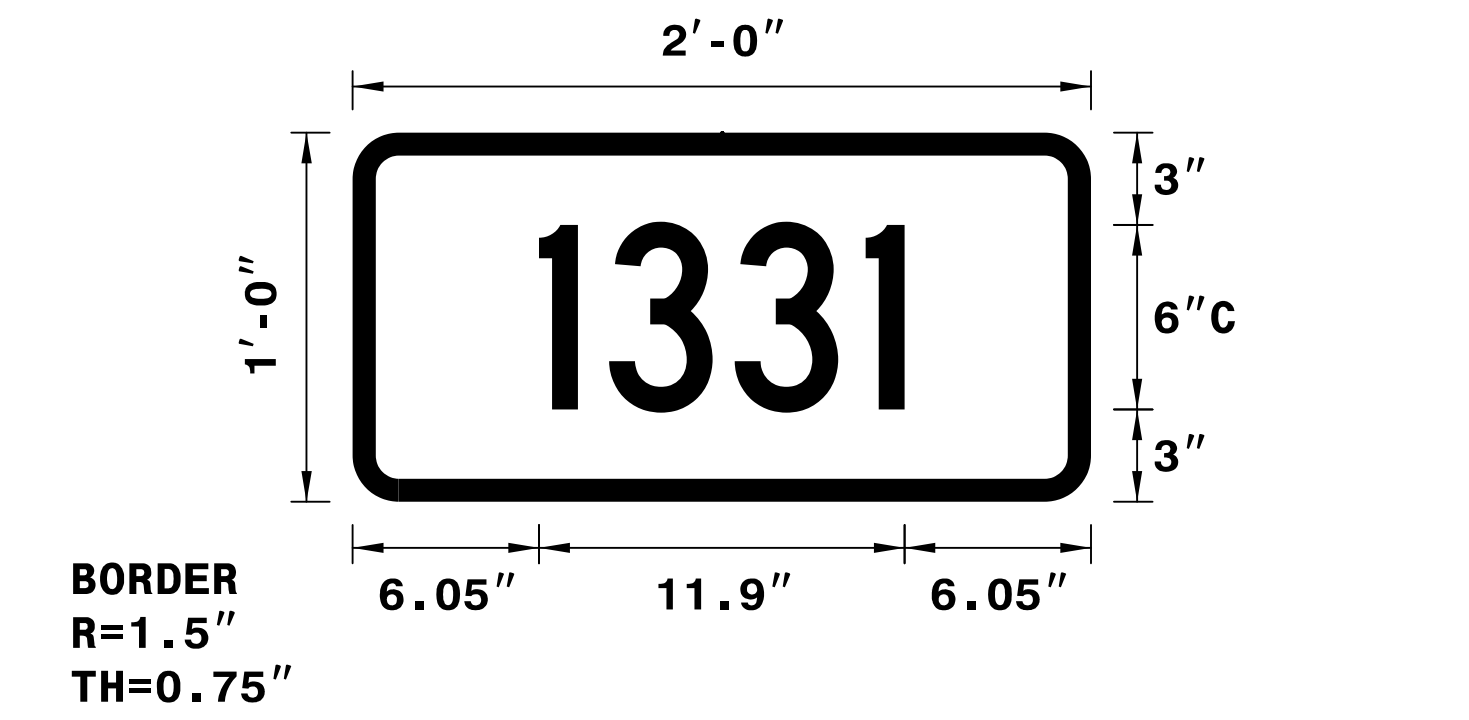
NOTES:
 1. Legend and border shall be direct applied Grade C reflective sheeting.
 2. Background shall be Grade C reflective sheeting.

SIGN NUMBER: 305,306
 TYPE: D
 QUANTITY: 2
 SIGN WIDTH: 2'-0"
 HEIGHT: 1'-0"
 TOTAL AREA: 2.0 Sq.Ft.
 BORDER TYPE: FLUSH
 RECESS: 0"
 WIDTH: 0.75"
 RADII: 1.5"
 NO. Z BARS: N/A
 LENGTH: N/A

SYMBOL	X	Y	WID	HT

MAT'L: 0.125" ALUMINUM

DESIGN BY: TRT
 PROJECT ID: R-2514B,C
 CHECKED BY: ADK/CAJ
 DIV: 03
 DATE: October 2014



NOTES:
 1. Legend and border shall be direct applied Grade C reflective sheeting.
 2. Background shall be Grade C reflective sheeting.
 3. One wood support per sign.

LETTER POSITIONS

Letter spacings are to start of next letter													Series/Size	
													Text Length	
J	a	c	k	s	o	n	v	i	l	l	e		D 2000	
6.2	4.9	4.3	4.3	4.2	3.4	4.6	4.2	5	2.2	2.2	1.9	3.5	21.2	44.6
N	e	w	B	e	r	n								D 2000
9.8	5.2	3.9	6.8	6	4.7	4.4	3	3.5	24.8					37.5

LETTER POSITIONS

Letter spacings are to start of next letter						Series/Size
						Text Length
1	3	3	1			C 2000
6.1	2.3	4.1	4.3	1.3	6.1	11.9