




MESSAGE NO. 1	MESSAGE NO. 2
ROAD CLOSED AHEAD	ALL TRAFFIC EXIT
CHANGEABLE MESSAGE SIGN	
STA. 237+00 +/- -L-	

LABELLED PAVEMENT MARKINGS ON THIS SHEET ARE TEMPORARY PATTERN PAVEMENT MARKINGS. ALL OTHER MARKINGS ARE NEW PAINT PAVEMENT MARKINGS INSTALLED IN THE FINAL PATTERN CONFIGURATION. SEE FINAL PAVEMENT MARKING PLANS FOR THESE DETAILS.

PLAN PREPARED IN THE OFFICE OF: PROGRESSIVE DESIGN GROUP, INC. ENGINEERS • CONSULTANTS	APPROVED:  DATE: 4/15/2015			TRANSPORTATION MANAGEMENT PLAN PHASE III DETAILS
	SEAL			