












<p>(401) QUANTITY REQ'D 4</p>  <p>48" X 48" W4-2(R)</p> <p>TWO "U" POSTS PER SIGN</p>	<p>(406) QUANTITY REQ'D 2</p>  <p>24" X 24" W13-1P</p> <p>MOUNTED UNDER 405 IN 2 INSTALLATIONS</p>					<table border="1"> <tr> <td>TIP NO. U-2524BC</td> <td>SHEET NO. SIGN-4</td> </tr> <tr> <td colspan="2">APPROVED: <u>Charles A. Johnson, III</u></td> </tr> <tr> <td colspan="2">DATE: 3/3/2015</td> </tr> <tr> <td colspan="2">SEAL</td> </tr> <tr> <td colspan="2">  </td> </tr> </table>	TIP NO. U-2524BC	SHEET NO. SIGN-4	APPROVED: <u>Charles A. Johnson, III</u>		DATE: 3/3/2015		SEAL			
TIP NO. U-2524BC	SHEET NO. SIGN-4															
APPROVED: <u>Charles A. Johnson, III</u>																
DATE: 3/3/2015																
SEAL																
																
<p>(402) QUANTITY REQ'D 4</p>  <p>48" X 48" W9-1(R)</p> <p>TWO "U" POSTS PER SIGN</p>	<p>(407) QUANTITY REQ'D 10</p>  <p>36" X 48" W1-8 (L)</p> <p>INSTALL ON TWO "U" POSTS PER SIGN SPACED APPROX 24 INCHES APART ON SUPPORT CENTERS</p> <p>INSTALL 34 INCH HORIZONTAL CROSS BRACING LEAVING A 1 INCH MARGIN FROM LEFT AND RIGHT EDGES OF SIGN</p> <p>INSTALLATION HEIGHT: BOTTOM OF SIGN SHALL BE 4 FEET ABOVE THE EDGE OF TRAVEL LANE ELEVATION (RIGHT EDGELINE OF RAMP)</p> <p>ALL OTHER PORTIONS OF ROADWAY STANDARD DRAWING 904.50 APPLY</p>															
<p>(403) QUANTITY REQ'D 1</p>  <p>30" X 30" W3-1</p> <p>ONE "U" POST PER SIGN</p>	<p>(408) QUANTITY REQ'D 2</p>  <p>48" X 48" W4-1(R)</p> <p>TWO "U" POSTS PER SIGN</p>															
<p>(404) QUANTITY REQ'D 1</p>  <p>30" X 30" W1-2(R)</p> <p>ONE "U" POST PER SIGN</p>																
<p>(405) QUANTITY REQ'D 2</p>  <p>48" X 48" W1-2(L)</p> <p>TWO "U" POSTS PER SIGN</p>																