

**This electronic collection of documents is provided
for the convenience of the user
and is Not a Certified Document –**

**The documents contained herein were originally issued
and sealed by the individuals whose names and license
numbers appear on each page, on the dates appearing
with their signature on that page.**

**This file or an individual page
shall not be considered a certified document.**


T.I.P.: R-2514D

CONTRACT: C203492

**STATE OF NORTH CAROLINA
DEPARTMENT OF TRANSPORTATION**

**SIGNING PLAN
JONES & CRAVEN COUNTIES**

LOCATION: US-17 FROM SOUTH OF NC-58 TO THE NEW BERN BYPASS

TIP NO. R-2514D	SHEET NO. SIGN-1
Decided by: <u>Charles A. Johnson III</u> 7802AD46BCBFAF8	
APPROVED: _____	
DATE: 2/5/2015	
SEAL 	

ROADWAY STANDARD DRAWING

THE FOLLOWING ROADWAY STANDARDS AS APPEAR IN "ROADWAY STANDARD DRAWINGS" - PROJECT SERVICES UNIT - N.C. DEPARTMENT OF TRANSPORTATION - RALEIGH, N.C., DATED JANUARY 2012 ARE APPLICABLE TO THIS PROJECT AND BY REFERENCE HEREBY ARE CONSIDERED A PART OF THESE PLANS:

STD. NO.	TITLE
901.10	TYPE 'A' SIGNS
901.20	TYPE 'B' SIGNS
901.50	ARROWS AND SHIELDS
901.60	RIVET SPACING FOR OVERLAYED SIGNS
901.70	SIGN STRINGERS AND SUPPORT SPACING
901.80	SIGN MOUNTING DETAILS - FOR TYPE A AND TYPE B SIGNS
903.10	GROUND MOUNTED SIGN SUPPORTS (EXCEPT 1 OF 3 WHICH IS REPLACED WITH SIGN-2A AND 2 OF 3 WHICH IS REPLACED WITH SIGN-2B IN PLANS)
903.20	WOOD SIGN POST
904.10	ORIENTATION OF GROUND MOUNTED SIGNS
904.20	SECONDARY SIGN MOUNTING
904.30	SUPPLEMENTAL SIGN MOUNTING
904.40	MILEPOST AND PLACEMENT (REPLACED WITH SIGN-2C IN PLANS)
904.50	MOUNTING OF TYPE 'D', 'E' AND 'F' SIGNS ON 'U' CHANNEL POSTS
1264.01	OBJECT MARKERS TYPES
1264.02	OBJECT MARKERS INSTALLATION

PAY ITEM NOTES

1. SIGN ERECTION, TYPE D, E AND F
2. SIGN ERECTION, TYPE A (OVERHEAD)
3. SIGN ERECTION, TYPE B (OVERHEAD)
4. SIGN ERECTION, TYPE A (GROUND MOUNTED)
5. SIGN ERECTION, TYPE B (GROUND MOUNTED)
6. SIGN ERECTION, MILEMARKERS
7. SIGN ERECTION, OVERLAY (OVERHEAD)
8. DISPOSAL OF SIGN SYSTEM, STEEL BEAM
9. DISPOSAL OF SIGN SYSTEM, U-CHANNEL
10. DISPOSAL OF SIGN SYSTEM, WOOD
11. DISPOSAL OF SIGN, A OR B (OVERHEAD)
12. DISPOSAL OF SIGN, A OR B (GROUND MOUNTED)
13. OBJECT MARKERS (END OF ROAD)

GENERAL NOTES

- . SIGNS FURNISHED BY STATE
- . ALL SIGNS SEE PAY ITEM NOTE 1 UNLESS OTHERWISE NOTED.
- . ALL TYPE 'D' SIGNS SHALL BE MOUNTED ON TWO WOOD SUPPORTS UNLESS OTHERWISE INDICATED ON THE PLANS.
- . ALL TYPE 'E' AND 'F' SIGNS SHALL BE MOUNTED ON WOOD SUPPORT(S) UNLESS OTHERWISE INDICATED ON THE PLANS
- . U-CHANNEL CROSS BRACING FOR TYPE 'D', 'E', AND 'F' SIGNS ERECTED ON WOOD SUPPORTS IS INCIDENTAL TO THE SIGN ERECTION.
- . IF REMOVAL OR RELOCATION OF SIGNS ON PRIVATE STREET (NON-STATE MAINTAINED) IS REQUIRED DUE TO CONSTRUCTION, THE CONTRACTOR SHALL INFORM THE ENGINEER. THE WORK WILL BE COMPLETED BY OTHERS.
- . WHEN NOT STATIONED OR DIMENSIONED ON PLANS, ALL 'D', 'E' AND 'F' SIGNS SHALL BE FIELD LOCATED BY THE ENGINEER.
- . WHEN EXISTING SIGNS ARE REMOVED AND INSTALLED ON NEW SUPPORTS, THE RE-ERECTION SHALL IMMEDIATELY FOLLOW THE REMOVAL.
- . THE BACKGROUND FOR TYPE 'E' AND 'F' SIGNS SHALL BE TYPE C REFLECTIVE SHEETING UNLESS OTHERWISE NOTED.
- . DO NOT BEGIN FABRICATION FOR TYPES A & B SIGNS MOUNTED ON STEEL SUPPORTS UNTIL "S" DIMENSIONS HAVE BEEN FIELD VERIFIED.
- . SEE ROADWAY PLANS FOR GUARD/GUIDE RAIL DETAILS.

SUMMARY OF QUANTITIES


ITEM NO.		ITEM DESCRIPTION	QUANTITY	UNIT
DESC. NO.	SECT. NO.			
4048000000	902	REINFORCED CONCRETE SIGN FOUNDATION	37	C.Y.
4054000000	902	PLAIN CONCRETE SIGN FOUNDATION	2	C.Y.
4057000000	SP	OVERHEAD FOOTING	60	C.Y.
4060000000	903	SUPPORTS, BREAKAWAY STEEL BEAM	12,418	LB.
4066000000	903	SUPPORTS, SIMPLE STEEL BEAM	11,791	LB.
4072000000	903	SUPPORTS, 3 LB STEEL U-CHANNEL	576	L.F.
4082000000	903	SUPPORTS, WOOD	3,487	L.F.
4082100000	SP	SUPPORTS, OVERHEAD SIGN STRUCTURE 'A' AT -L- STA. 338+00	1	L.S.
4082100000	SP	SUPPORTS, OVERHEAD SIGN STRUCTURE 'B' AT -Y10- STA. 14+00	1	L.S.
4082100000	SP	SUPPORTS, OVERHEAD SIGN STRUCTURE 'C' AT -Y10- STA. 20+50	1	L.S.
4096000000	904	SIGN ERECTION, TYPE D	30	EA
4102000000	904	SIGN ERECTION, TYPE E	128	EA
4108000000	904	SIGN ERECTION, TYPE F	29	EA
4109000000	904	SIGN ERECTION, TYPE A (OVERHEAD)	3	EA
4109000000	904	SIGN ERECTION, TYPE B (OVERHEAD)	3	EA
4110000000	904	SIGN ERECTION, TYPE A (GROUND MOUNTED)	20	EA
4110000000	904	SIGN ERECTION, TYPE B (GROUND MOUNTED)	11	EA
4114000000	904	SIGN ERECTION, MILEMARKERS	46	EA
4115000000	904	SIGN ERECTION, OVERLAY (OVERHEAD)	1	EA
4152000000	907	DISPOSAL OF SIGN SYSTEM, STEEL BEAM	2	EA
4155000000	907	DISPOSAL OF SIGN SYSTEM, U-CHANNEL	22	EA
4158000000	907	DISPOSAL OF SIGN SYSTEM, WOOD	35	EA
4234000000	907	DISPOSAL OF SIGN, A OR B (OVERHEAD)	6	EA
4236000000	907	DISPOSAL OF SIGN, A OR B (GROUND MOUNTED)	1	EA
4915000000	1264	7' U-CHANNEL POSTS	9	EA
4955000000	1264	OBJECT MARKERS (END OF ROAD)	9	EA

INDEX


SHEET NO.	DESCRIPTION
SIGN-1	TITLE SHEET
SIGN-2-2C	SUPPORT CHART AND DETAILS
SIGN-3-3C	OVERHEAD STRUCTURE LINE DRAWINGS
SIGN-4-4R	SIGN DESIGNS, TYPE E & F AND MILEMARKER SHEETS
SIGN-5-25	SIGNING PLAN SHEETS

CONTACTS: N.C.D.O.T. SIGNING AND DELINEATION UNIT

AYMAN ALQUDWAH, PE SIGNING & DELINEATION REGIONAL ENGINEER
BASIR RASHID SIGNING & DELINEATION PROJECT DESIGN ENGINEER



PLAN PREPARED BY :
HNTB HNTB NORTH CAROLINA, P.C.
343 E. Six Forks Road, Suite 200
Raleigh, North Carolina 27609
NC License No: C-1554
C.A. JOHNSON, III, PE SIGNING PROJECT ENGINEER
A.D. KLINKSIEK, PE, PTOE SIGNING DESIGN ENGINEER
T.R. TERRELL SIGNING DESIGN TECHNICIAN

TIP NO. R-2514D	SHEET NO. SIGN-2
APPROVED: <i>Charles A. Johnson III</i> <small>7802AM68CBF4FB</small>	
DATE: 2/2/2015	
SEAL	
	

SIGN NO.	SIGN TYPE	SIGN SIZE (in.)			ROADWAY STATION	NO. OF SUP.	BEAM SECTION	SUPPORT TYPE BA or S	ATTACH METHOD	MOUNTING METHOD	HORIZ CLR.* (ft.)	LENGTH (ft)			LEFT SUPPORT (ft)			CENTER SUPPORT (ft)			RIGHT SUPPORT (ft)			FOOTING DIAMETER (ft.)	FOOTING DEPTH (ft.)	B/A SUPPORT WEIGHTS (lbs.)	SIMPLE SUPPORT WEIGHTS (lbs.)	REINF. FTGS. (c.y.)	PLAIN FTGS. (c.y.)	FIELD VERIFIED SEE NOTE 2 (mm/dd/yy)							
		w	x	h								SNS HT H	MTG HT C	EMBED-MENT	S	L	TOTAL LENGTH	S	L	TOTAL LENGTH	S	L	TOTAL LENGTH														
101A	B	132	X	30	-L- 315+00	3	W18x35	S	1-R	N/A	18.00	15.50	7.00	7	2.32	24.82	31.82	4.24	26.74	33.74	6.17	28.67	35.67	3	7.5	0.00	3543.05	5.89	0.00								
101B	A	198	X	186																																	
102A	B	132	X	30	-L- 365+00	3	W18x35	S	1-R	N/A	17.00	15.00	7.00	7	2.41	24.41	31.41	4.39	26.39	33.39	6.37	28.37	35.37	3	7.5	0.00	3505.95	5.89	0.00								
102B	A	198	X	180																																	
103A	B	132	X	30	-L- 398+00	3	W18x35	S	1-R	N/A	18.00	15.00	7.00	7	2.23	24.23	31.23	4.31	26.31	33.31	6.29	28.29	35.29	3	7.5	0.00	3494.05	5.89	0.00								
103B	A	198	X	180																																	
104A**	B	132	X	30	-L- 548+50	2	W10x22	BA	2	N/A	30.00	12.00	7.00	6	5.86	24.86	30.86	0.00	0.00	0.00	5.88	24.88	30.88	2.5	6.5	1596.28	0.00	2.36	0.00								
104B**	A	132	X	114																																	
105A**	B	132	X	30	-L- 575+00	2	W10x22	BA	2	N/A	30.00	12.00	7.00	6	4.25	23.25	29.25	0.00	0.00	0.00	5.84	24.84	30.84	2.5	6.5	1559.98	0.00	2.36	0.00								
105B**	A	132	X	114																																	
106A**	B	132	X	30	-L- 599+00	2	W10x22	BA	2	N/A	30.00	13.00	7.00	6	3.73	23.73	29.73	0.00	0.00	0.00	5.11	25.11	31.11	2.5	6.5	1576.48	0.00	2.36	0.00								
106B**	A	132	X	126																																	
107A**	B	132	X	30	-L- 637+00	2	W16x31	BA	2	N/A	30.00	13.00	7.00	6	4.70	24.70	30.70	0.00	0.00	0.00	6.50	26.50	32.50	3	6.5	2405.20	0.00	3.40	0.00								
107B**	A	132	X	126																																	
108A	B	132	X	30	US-17 SB	2	W10x22	S	2	N/A	20.00	12.00	7.00	6	2.30	21.30	27.30	0.00	0.00	0.00	4.40	23.40	29.40	2.5	6.5	0.00	1247.40	2.36	0.00								
108B	A	132	X	114																																	
109A**	B	132	X	30	US-17 SB	2	W10x22	BA	2	N/A	30.00	12.00	7.00	6	5.00	24.00	30.00	0.00	0.00	0.00	6.40	25.40	31.40	2.5	6.5	1588.80	0.00	2.36	0.00								
109B**	A	132	X	114																																	
110**	A	150	X	120	US-17 NB	2	W10x22	BA	N/A	N/A	30.00	10.00	7.00	6	5.60	22.60	28.60	0.00	0.00	0.00	7.40	24.40	30.40	2.5	6.5	1536.00	0.00	2.36	0.00								
201A	A	96	X	60	-L- 325+54 +/-	2	W6x9	BA	N/A	2	△	7.00	7.00	4.5	0.50	14.50	19.00	0.00	0.00	0.00	0.50	14.50	19.00	1.5	5	406.00	0.00	0.65	0.00								
201B	B	96	X	24																																	
202	A	96	X	60	-L- 334+30 +/-	2	S3x5.7	BA	N/A	N/A	△	5.00	7.00	4.5	0.50	12.50	17.00	0.00	0.00	0.00	0.50	12.50	17.00	1	5	229.80	0.00	0.00	0.29								
203	A	96	X	60	-L-605+15 +/-	2	S3x5.7	BA	N/A	N/A	△	5.00	7.00	4.5	0.50	12.50	17.00	0.00	0.00	0.00	0.50	12.50	17.00	1	5	229.80	0.00	0.00	0.29								
204	A	72	X	60	-Y10- 22+35 +/-	2	S3x5.7	BA	N/A	N/A	△	5.00	7.00	4	0.50	12.50	16.50	0.00	0.00	0.00	0.50	12.50	16.50	1	4.5	224.10	0.00	0.00	0.26								
205	A	66	X	90	-L- 630+05 +/-	2	S4x7.7	BA	N/A	N/A	△	7.50	7.00	4.5	0.50	15.00	19.50	0.00	0.00	0.00	0.50	15.00	19.50	1	5	340.30	0.00	0.00	0.29								
206	A	126	X	60	US-17 NB	2	S4x7.7	BA	N/A	N/A	△	5.00	7.00	5	0.50	12.50	17.50	0.00	0.00	0.00	0.50	12.50	17.50	1	5.5	309.50	0.00	0.00	0.32								
207A	A	126	X	60	US-17 NB	2	W6x9	BA	N/A	2	△	7.00	7.00	5	0.50	14.50	19.50	0.00	0.00	0.00	0.50	14.50	19.50	1.5	5.5	415.00	0.00	0.72	0.00								
207B	B	126	X	24																																	
701	A	120	X	102	BUS US-17 NB	2	W6x12	BA	N/A	2	20.00	8.50	7.00	ERECT PROPOSED SIGN ON EXISTING SUPPORTS																							

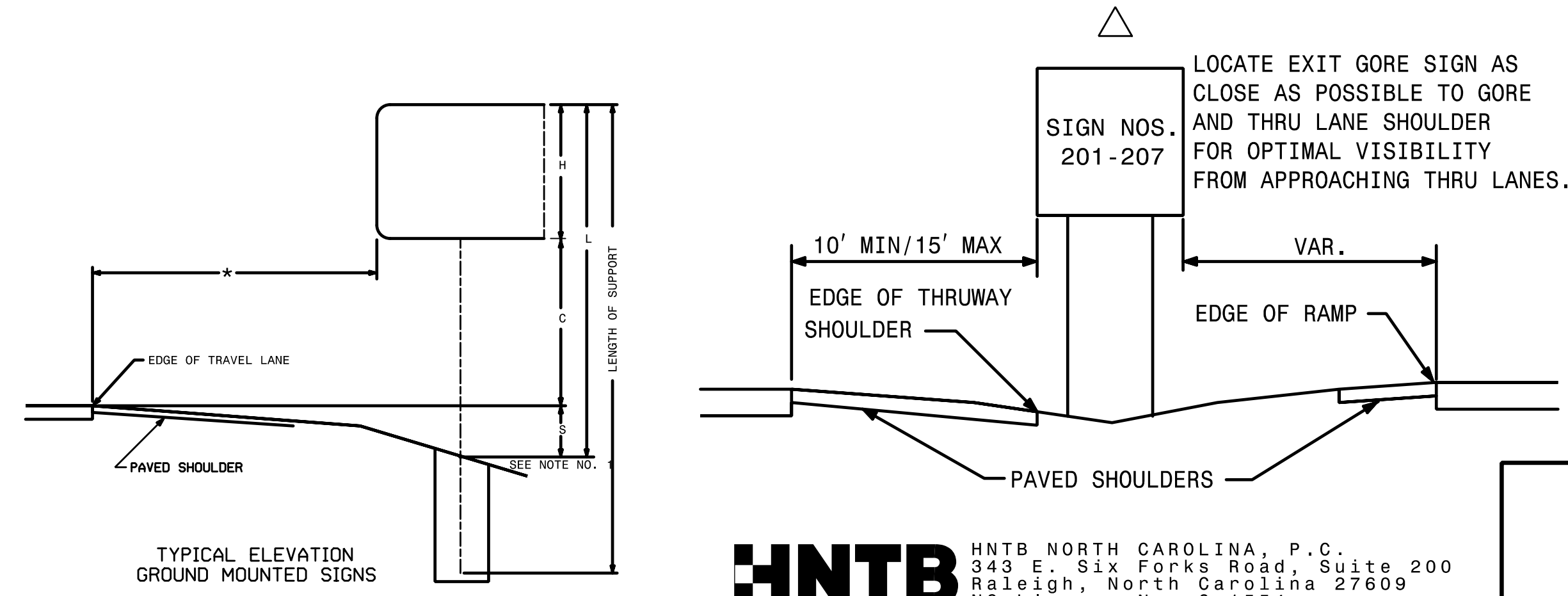
**PROPOSED SUPPORT SPACING IS 8.00'

TOTAL 12417.24 TOTAL 11790.45 TOTAL 36.63 TOTAL 1.45

USE: 12418 11791 37 2

NOTES:

- DIMENSION "S" REPRESENTS AN INCREASE (+), OR A DECREASE (-) IN POLE LENGTH, RELATIVE TO THE ELEVATION OF THE EDGE OF PAVEMENT.
- FIELD VERIFICATIONS SHALL BE REQUIRED FOR ALL SUPPORTS, SEE (*) ARTICLE 903-3. FABRICATORS SHALL BE AISC CERTIFIED IN CATEGORY 1, SEE (*) ARTICLE 1072-1. (*) = N.C.D.O.T. STANDARD SPECIFICATIONS FOR ROADS AND STRUCTURES
- PLAN LOCATIONS FOR EXISTING UTILITIES ARE BASED ON THE BEST AVAILABLE INFORMATION AND, THEREFORE MAY NOT BE PRECISELY ACCURATE. THEREFORE, IT IS INCUMBENT UPON THE CONTRACTOR TO DETERMINE THE EXACT LOCATION OF UTILITIES BEFORE BEGINNING WORK IN A LOCATION.



HNTB HNTB NORTH CAROLINA, P.C.
343 E. Six Forks Road, Suite 200
Raleigh, North Carolina 27609
NC License No: C-1554

TYPE 'A' AND TYPE 'B' GROUND MOUNTED SIGNS

TIP NO. R-2514D	SHEET NO. SIGN-2A
APPROVED: <i>Ayman Alqudwah</i> F33AC5CAF985472	
DATE: 2/2/2015	
SEAL	

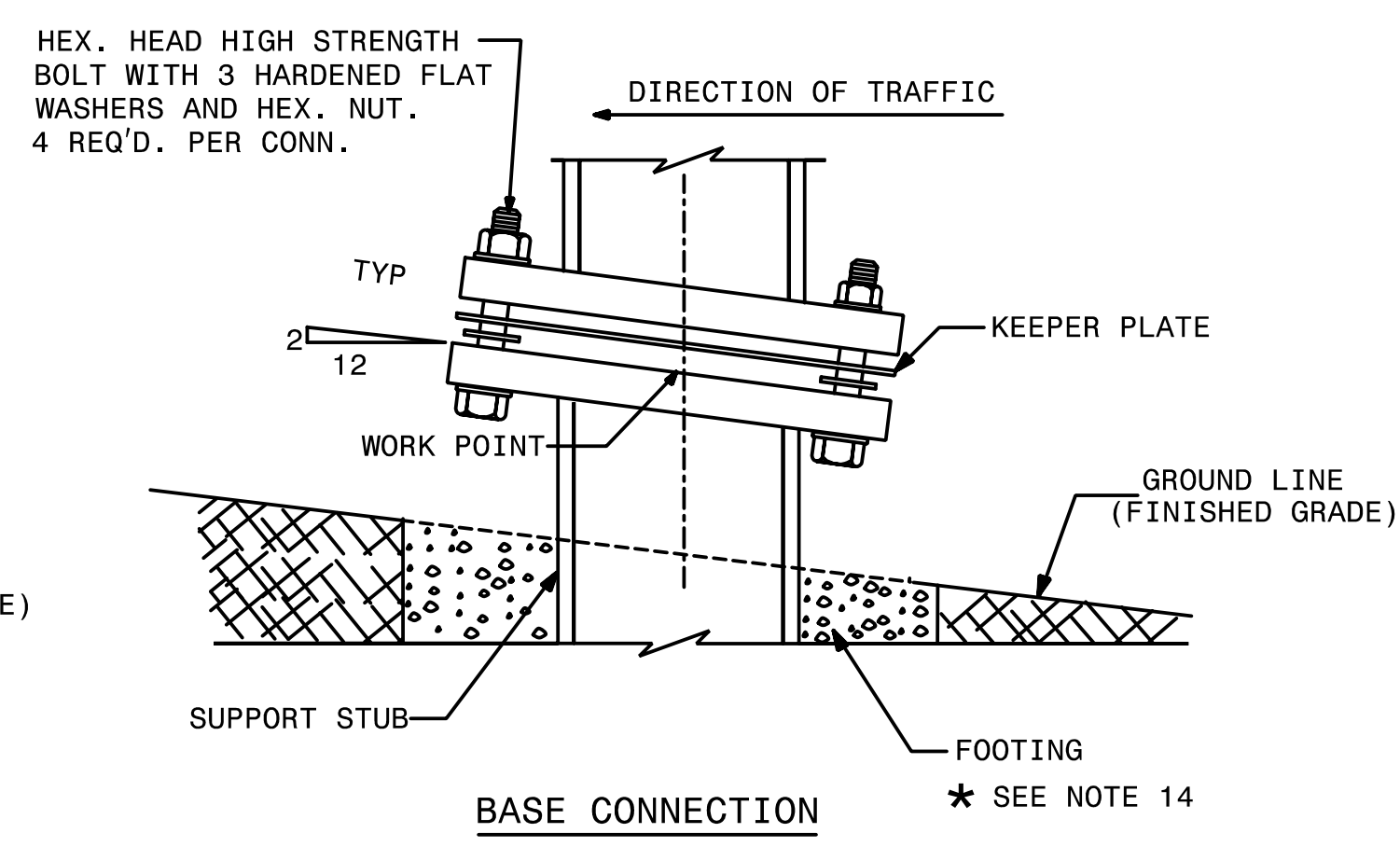
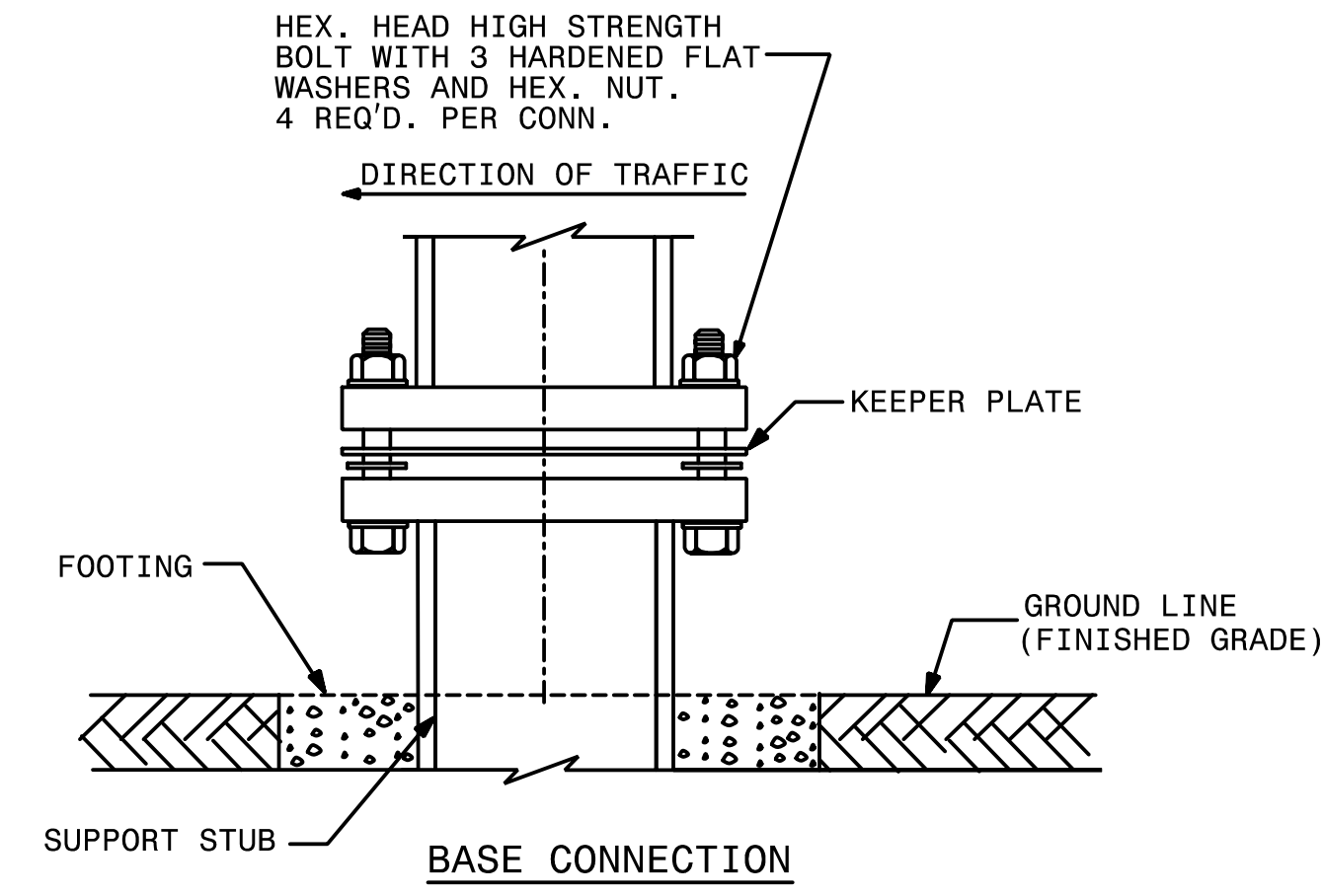
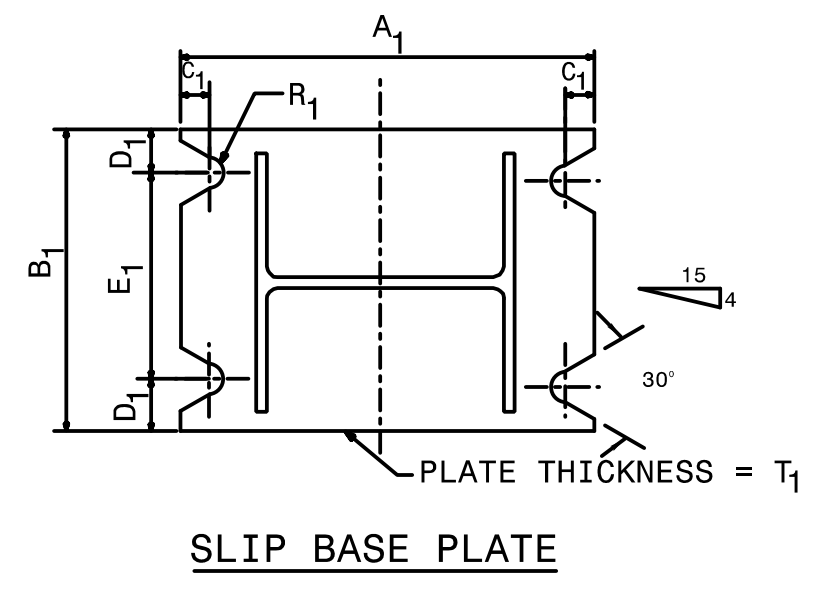
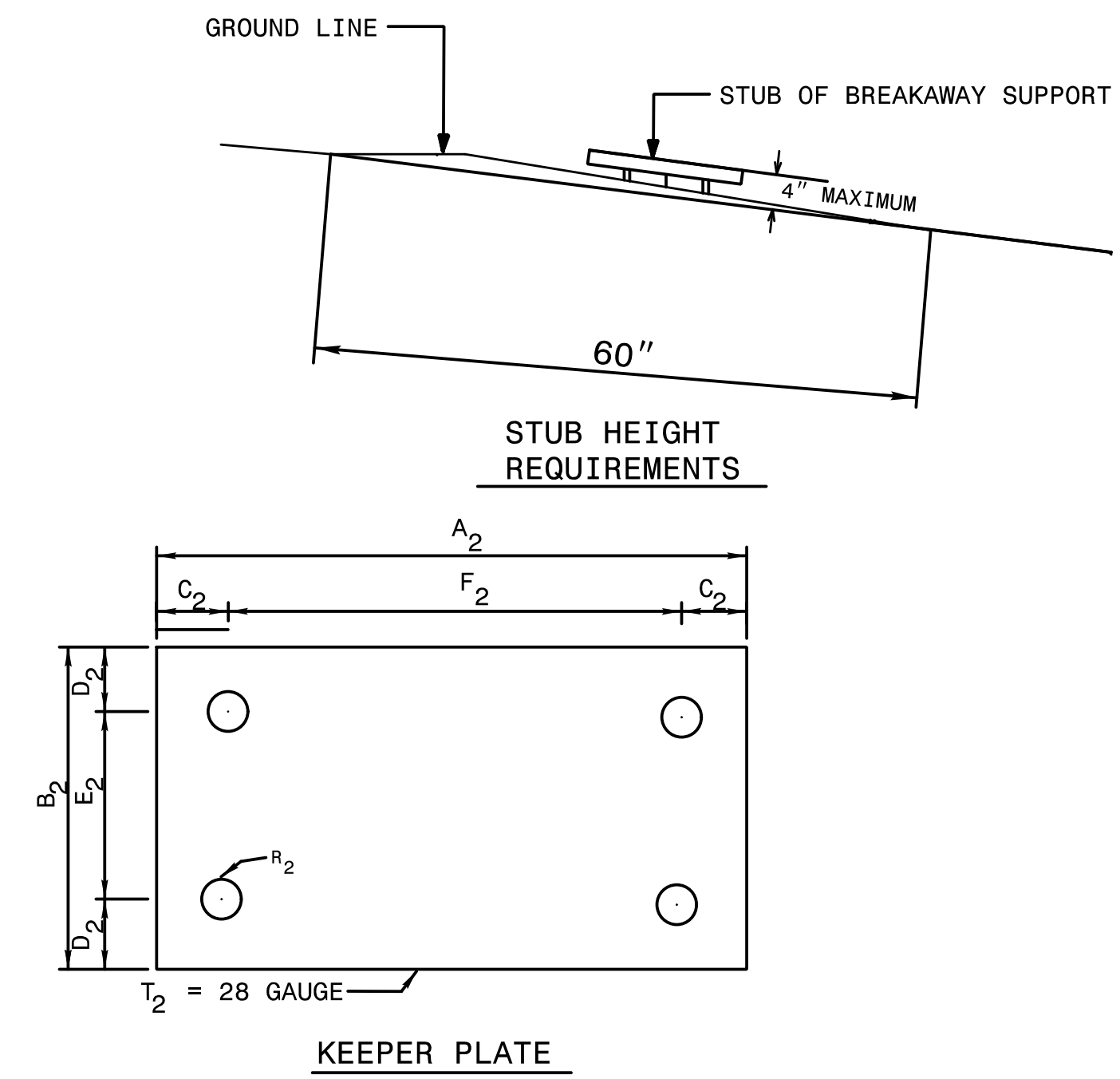
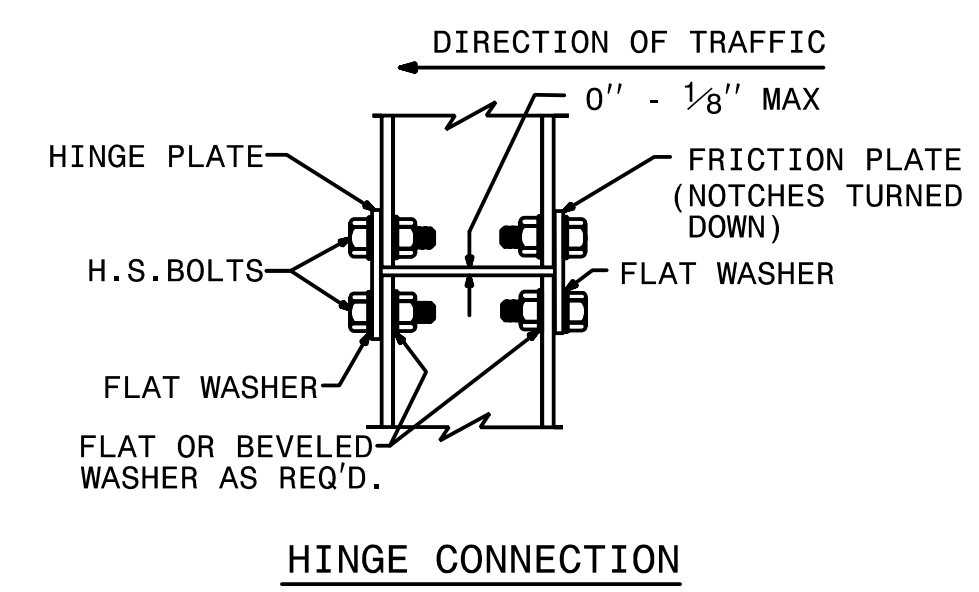
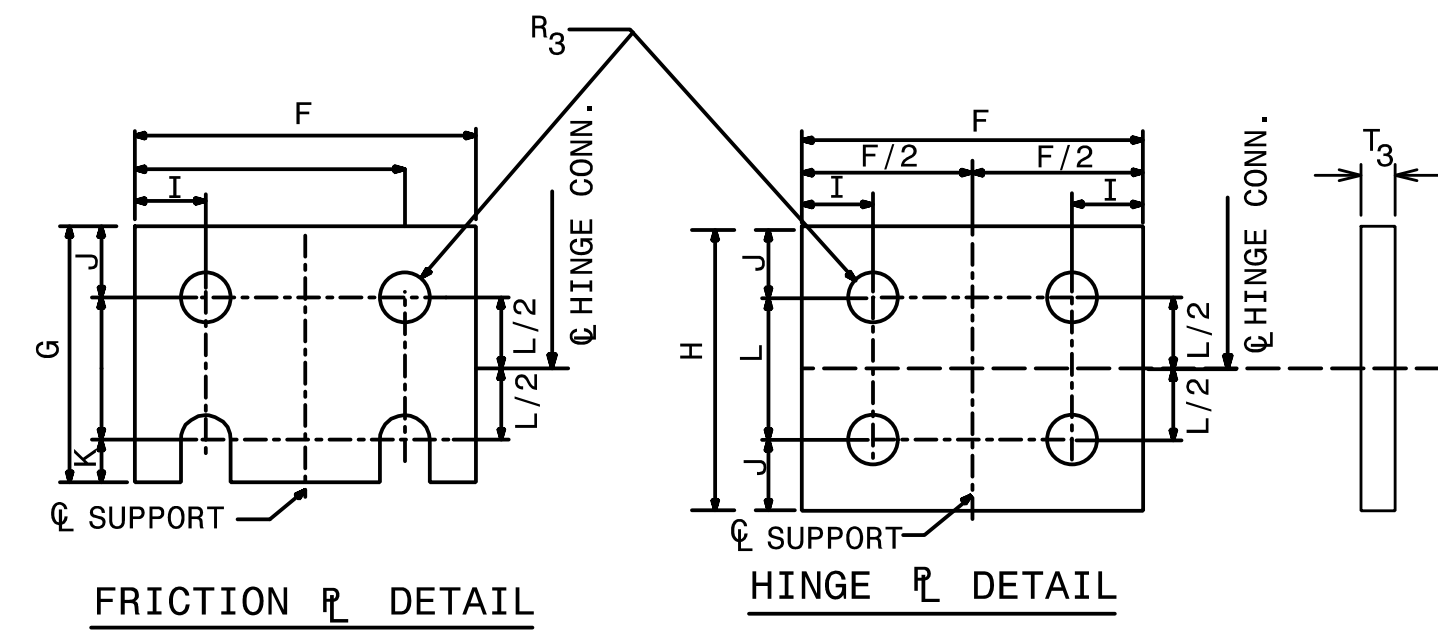
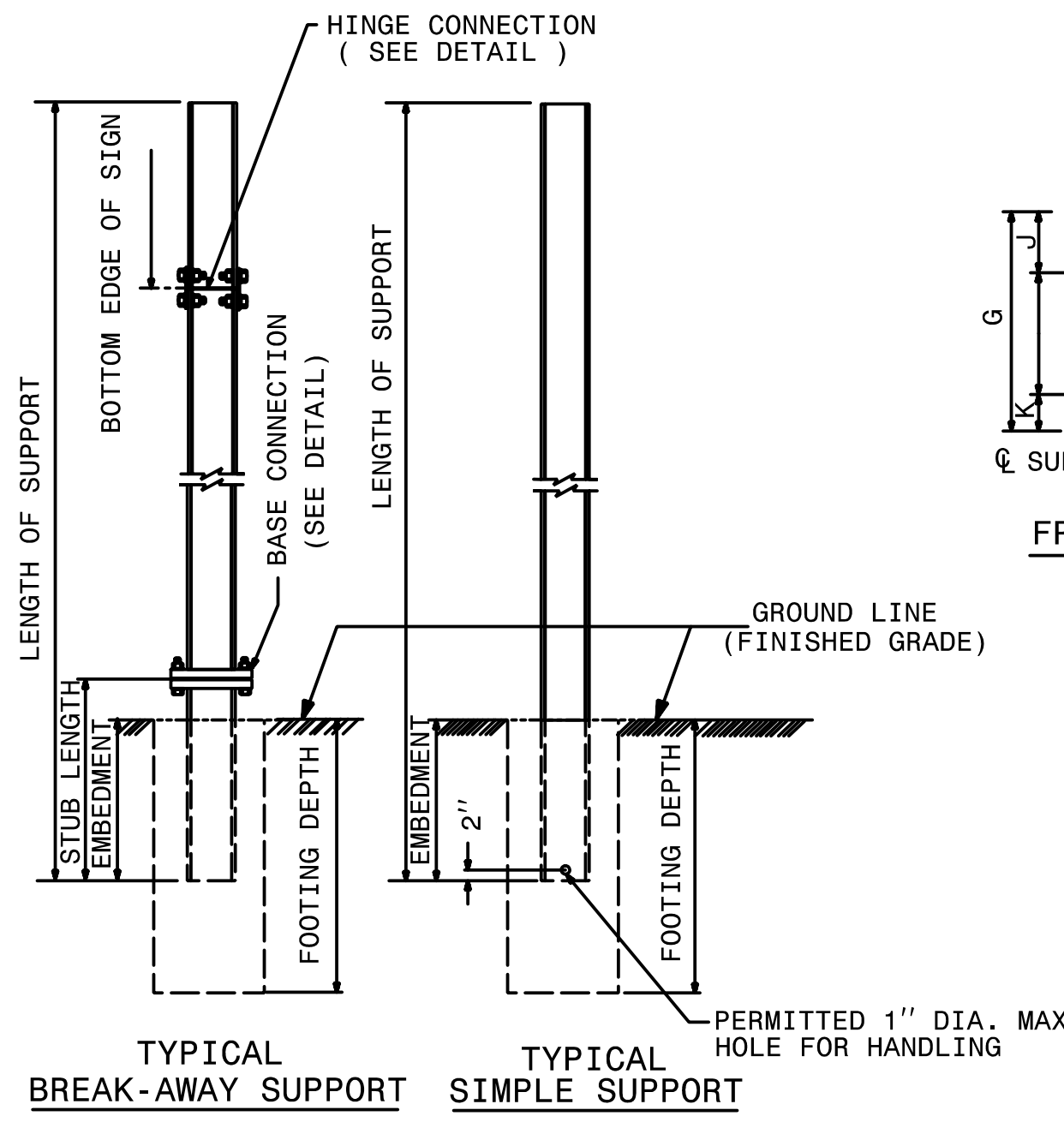
STATE OF NORTH CAROLINA
DEPT. OF TRANSPORTATION
DIVISION OF HIGHWAYS
RALEIGH, N.C.

1-12

ENGLISH STANDARD DRAWING FOR
GROUND MOUNTED SIGN SUPPORTS

SHEET 1 OF 3

903D10



SEE SHEET 2 OF 3 FOR
BASE CONNECTION DATA
HINGE CONNECTION DATA
& FOUNDATION DATA.
SEE SHEET 3 OF 3 FOR
GENERAL NOTES.


STATE OF NORTH CAROLINA
DEPT. OF TRANSPORTATION
DIVISION OF HIGHWAYS
RALEIGH, N.C.

1-12

ENGLISH STANDARD DRAWING FOR
GROUND MOUNTED SIGN SUPPORTS

SHEET 1 OF 3

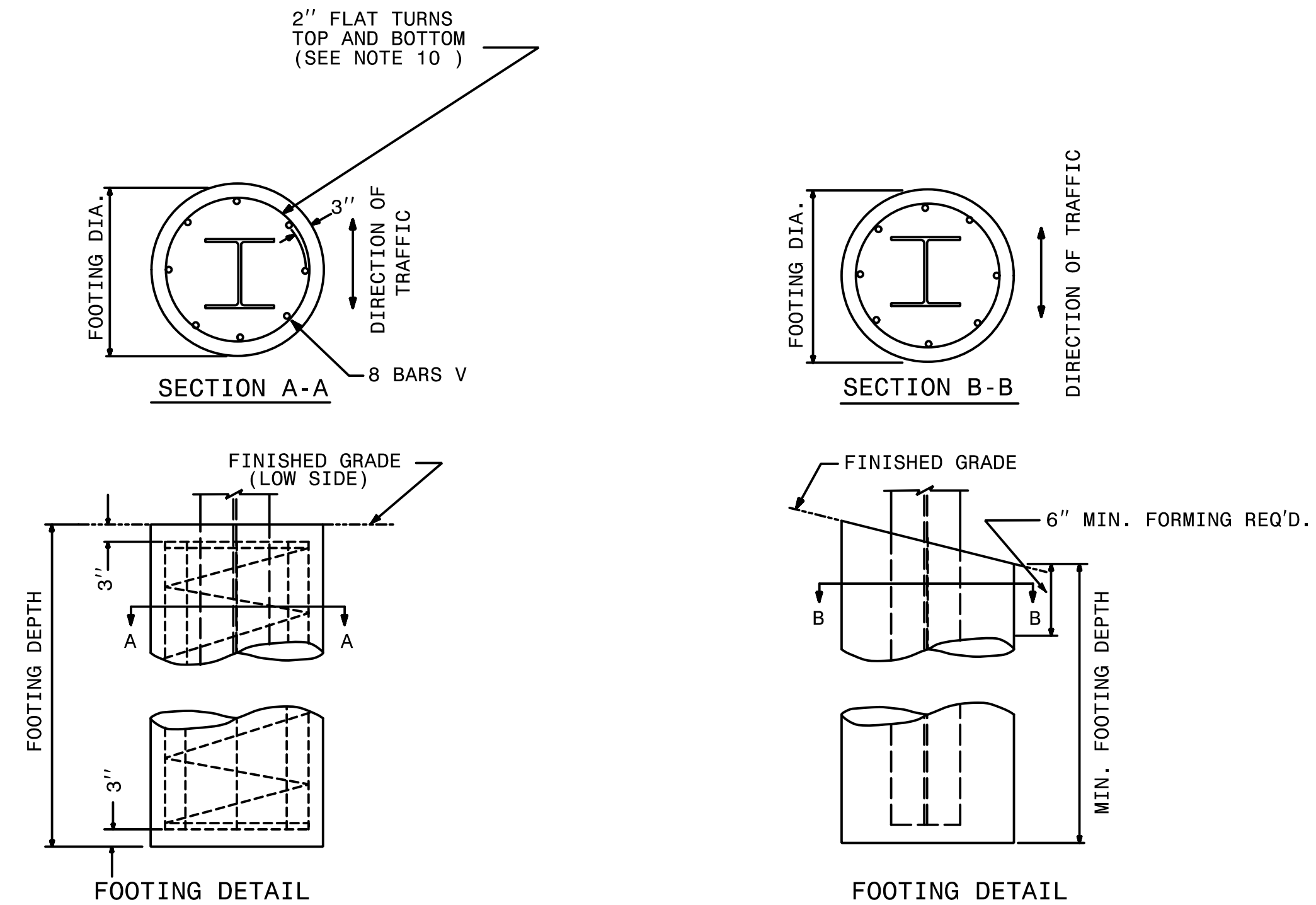
903D10

TIP NO. R-2514D	SHEET NO. SIGN-2B
APPROVED:  2/2/2015	
DATE: 2/2/2015	
SEAL	
	

STATE OF NORTH CAROLINA
 DEPT. OF TRANSPORTATION
 DIVISION OF HIGHWAYS
 RALEIGH, N.C.

ENGLISH DETAIL DRAWING FOR
GROUND MOUNTED SIGN SUPPORTS

BEAM SHAPE	SLIP BASE PLATE DATA								KEEPER PLATE DATA								HINGE CONNECTION DATA								BREAK AWAY SUPPORT WEIGHT CONSTANT LBS.	
	BOLT SIZE	A ₁	B ₁	C ₁	D ₁	E ₁	T ₁	R ₁	A ₂	B ₂	C ₂	D ₂	E ₂	R ₂	T ₂	BOLT SIZE	F	G	H	I	J	K	L	R ₃		T ₃
S3X5.7	1/2"DIA. X 3/4"	7"	4"	1"	3/4"	2 1/2"	1"	9/32"	7"	4"	1"	3/4"	2 1/2"	9/32"	28 GAUGE	1/2"DIA. X 1 3/4"	2 1/4"	3 1/2"	4"	1/2"	1"	1/2"	2"	9/32"	3/8"	18
S4X7.7	1/2"DIA. X 3/4"	8"	4"	1"	3/4"	2 1/2"	1"	9/32"	8"	4"	1"	3/4"	2 1/2"	9/32"	28 GAUGE	1/2"DIA. X 1 3/4"	2 5/8"	3 1/2"	4"	1/2"	1"	1/2"	2"	9/32"	3/8"	20
W6X9	1/2"DIA. X 3/4"	10"	5"	1"	3/4"	3 1/2"	1"	9/32"	10"	5"	1"	3/4"	3 1/2"	9/32"	28 GAUGE	1/2"DIA. X 1 3/4"	4"	3 1/2"	4"	3/4"	1"	1/2"	2"	9/32"	3/8"	32
W6X12	5/8"DIA. X 4"	11"	5"	1 1/4"	7/8"	3 1/4"	1 1/4"	1 1/32"	11"	5"	1 1/4"	7/8"	3 1/4"	1 1/32"	28 GAUGE	5/8"DIA. X 2"	4"	4"	4 1/2"	3/4"	1 1/8"	5/8"	2 1/4"	1 1/32"	3/8"	39
W6X16	5/8"DIA. X 4 1/2"	12"	6"	1 1/4"	7/8"	4 1/4"	1 1/2"	1 1/32"	12"	6"	1 1/4"	7/8"	4 1/4"	1 1/32"	28 GAUGE	5/8"DIA. X 2 1/4"	4"	4"	4 1/2"	3/4"	1 1/8"	5/8"	2 1/4"	1 1/32"	1/2"	47
W8X18	5/8"DIA. X 4 1/2"	13 1/2"	6 1/2"	1 1/4"	7/8"	4 3/4"	1 1/2"	1 1/32"	13 1/2"	6 1/2"	1 1/4"	7/8"	4 3/4"	1 1/32"	28 GAUGE	5/8"DIA. X 2 1/4"	5 1/4"	4"	4 1/2"	1"	1 1/8"	5/8"	2 1/4"	1 1/32"	1/2"	70
W8X21	3/4"DIA. X 4 1/2"	14"	7"	1 1/2"	1"	5"	1 1/2"	1 3/32"	14"	7"	1 1/2"	1"	5"	1 3/32"	28 GAUGE	3/4"DIA. X 2 1/2"	5 1/4"	6"	7"	1"	1 3/4"	3/4"	3 1/2"	1 3/32"	1/2"	73
W10X22	3/4"DIA. X 4 1/2"	16"	8"	1 1/2"	1"	6"	1 1/2"	1 3/32"	16"	8"	1 1/2"	1"	6"	1 3/32"	28 GAUGE	3/4"DIA. X 2 1/2"	5 3/4"	6"	7"	1"	1 3/4"	3/4"	3 1/2"	1 3/32"	1/2"	119
W10X26	3/4"DIA. X 5 1/2"	16 1/2"	8"	1 1/2"	1"	6"	1 3/4"	1 3/32"	16 1/2"	8"	1 1/2"	1"	6"	1 3/32"	28 GAUGE	3/4"DIA. X 2 3/4"	5 3/4"	6"	7"	1"	1 3/4"	3/4"	3 1/2"	1 3/32"	5/8"	140
W12X26	3/4"DIA. X 5 1/2"	18 1/2"	9"	1 1/2"	1"	7"	1 3/4"	1 3/32"	18 1/2"	9"	1 1/2"	1"	7"	1 3/32"	28 GAUGE	3/4"DIA. X 2 3/4"	6 1/2"	6"	7"	1"	1 3/4"	3/4"	3 1/2"	1 3/32"	5/8"	176
W14X30	1"DIA. X 6"	22"	9"	2"	1 1/2"	6"	2"	1 7/32"	22"	9"	2"	1 1/2"	6"	1 7/32"	28 GAUGE	1"DIA. X 3"	6 3/4"	7"	8"	1 1/4"	2"	1"	4"	1 7/32"	5/8"	205
W16X31	1"DIA. X 6"	24"	9"	2"	1 1/2"	6"	2"	1 7/32"	24"	9"	2"	1 1/2"	6"	1 7/32"	28 GAUGE	1"DIA. X 3"	5 1/2"	7"	8"	1 1/4"	2"	1"	4"	1 7/32"	3/4"	223
W18X35	1"DIA. X 6"	25"	9"	2"	1 1/2"	6"	2"	1 7/32"	25"	9"	2"	1 1/2"	6"	1 7/32"	28 GAUGE	1"DIA. X 3"	6"	7"	8"	1 1/4"	2"	1"	4"	1 7/32"	3/4"	243
W18X40	1"DIA. X 6 1/2"	26"	9"	2"	1 1/2"	6"	2 1/4"	1 7/32"	26"	9"	2"	1 1/2"	6"	1 7/32"	28 GAUGE	1"DIA. X 3 1/2"	6"	7"	8"	1 1/4"	2"	1"	4"	1 7/32"	7/8"	278
W21X44	1"DIA. X 7"	29"	9"	2"	1 1/2"	6"	2 1/2"	1 7/32"	29"	9"	2"	1 1/2"	6"	1 7/32"	28 GAUGE	1"DIA. X 3 1/2"	6 1/2"	7"	8"	1 1/4"	2"	1"	4"	1 7/32"	7/8"	310



FOUNDATION DATA *		
FOOTING DIAMETER	REINFORCEMENT	SPIRAL BAR
1'-6"	8 # 6 BARS	#3 BAR, 6" PITCH
2'	8 # 7 BARS	#3 BAR, 6" PITCH
2'-6"	8 # 9 BARS	#3 BAR, 6" PITCH
3'	8 # 11 BARS	#3 BAR, 6" PITCH
3'-6"	8 # 12 BARS	#3 BAR, 6" PITCH
4'	8 # 14 BARS	#3 BAR, 6" PITCH

* FOUNDATION DIMENSIONS ARE SHOWN IN PLANS

STATE OF NORTH CAROLINA
 DEPT. OF TRANSPORTATION
 DIVISION OF HIGHWAYS
 RALEIGH, N.C.

ENGLISH DETAIL DRAWING FOR
GROUND MOUNTED SIGN SUPPORTS

APPROVED: *Ayman Alquodwah*
F30A05CAF986472

DATE: 2/2/2015

SEAL



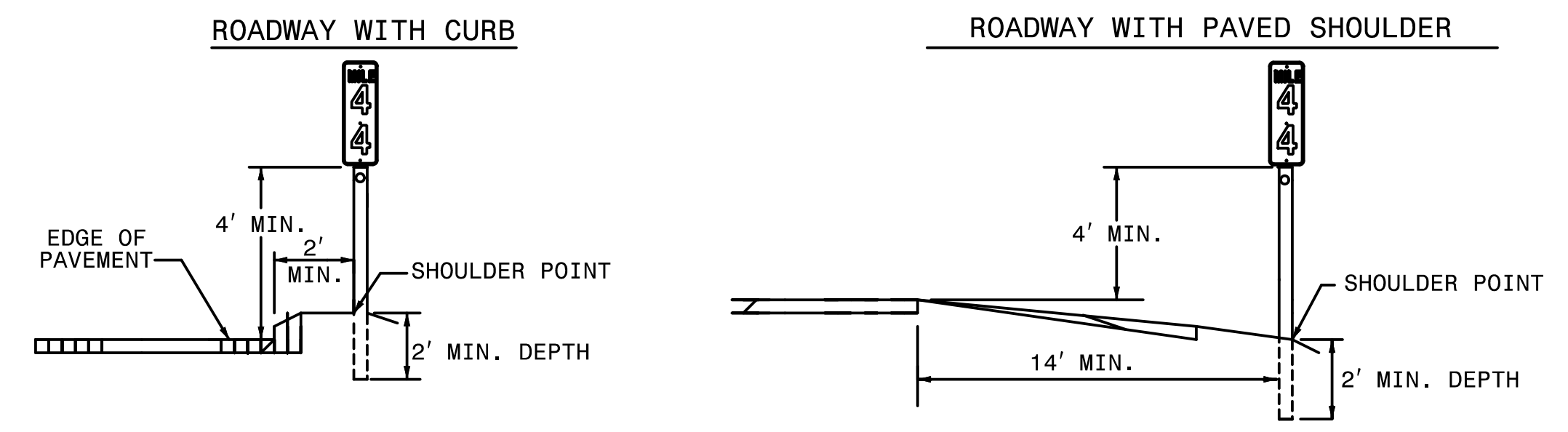
STATE OF NORTH CAROLINA
DEPT. OF TRANSPORTATION
DIVISION OF HIGHWAYS
RALEIGH, N.C.

1-12

ENGLISH STANDARD DRAWING FOR
MILEPOST AND PLACEMENT

SHEET 1 OF 1
904D40

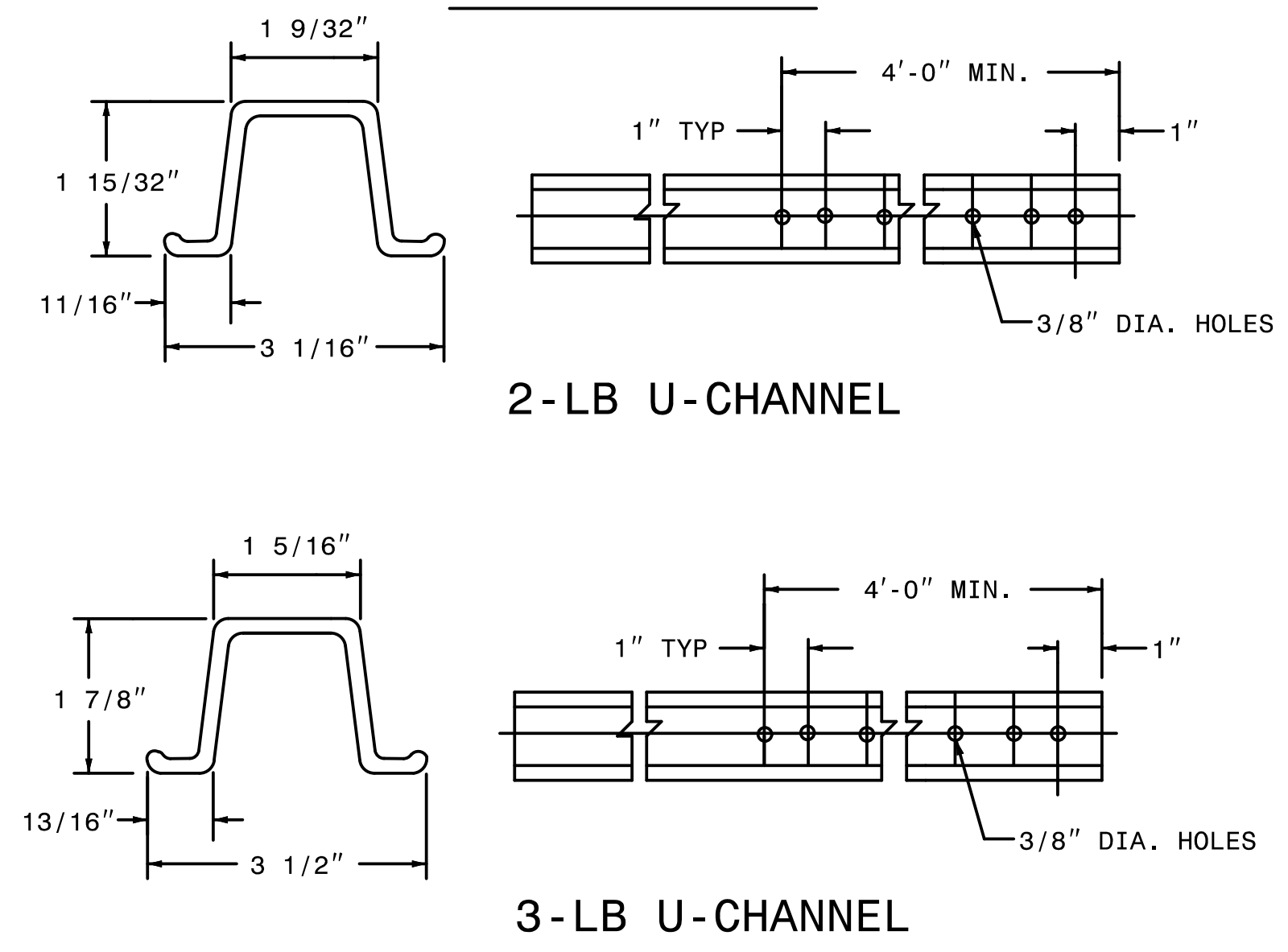
MILEPOST PLACEMENT



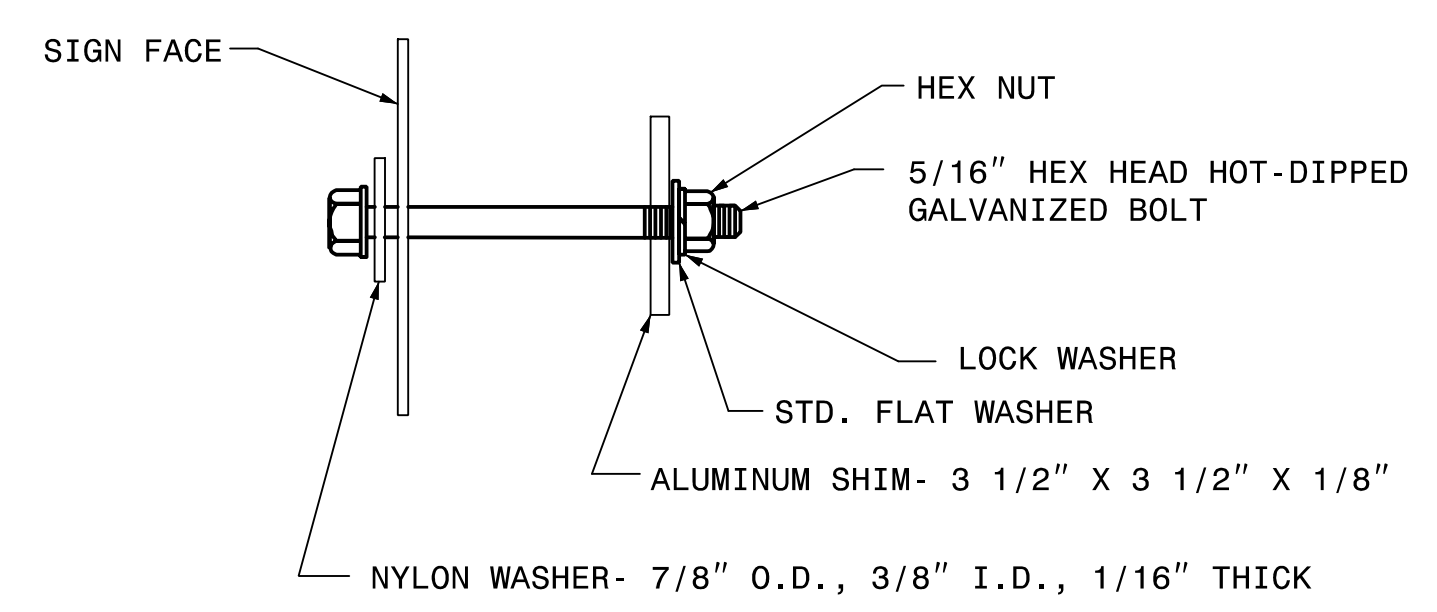
NOTES:

1. A MILEPOST SIGN SHALL CONSIST OF ONE (1) 12" X 24", 12" X 36" OR 12" X 48" SIGN PANEL. AN ENHANCED REFERENCE LOCATION SIGN SHALL CONSIST OF ONE (1) 18" X 54" SIGN PANEL. AN INTERMEDIATE ENHANCED REFERENCE LOCATION SIGN SHALL CONSIST OF ONE (1) 18" X 60" SIGN PANEL.
2. FABRICATE SIGNS FROM .080" SHEET ALUMINUM. EACH SIGN SHALL HAVE WHITE STUCK-ON MESSAGE AND BORDER ON GREEN BACKGROUND. MESSAGE, BORDER AND BACKGROUND TO BE REFLECTORIZED.
3. MILEPOST LOCATION SIGNS REQUIRE ONE (1) 2-LB GALVANIZED STEEL U-CHANNEL POST AND ENHANCED REFERENCE LOCATION SIGNS REQUIRE ONE (1) 3-LB GALVANIZED STEEL U-CHANNEL POST. THE POST'S LENGTH MUST MEET THE REQUIREMENTS SHOWN IN THESE STANDARDS.
4. POSTS SHALL BE DRIVEN. THE TOP OF POST SHALL NOT PROJECT ABOVE THE TOP OF SIGN.
5. ATTACH EACH SIGN TO THE WIDE FACE (FLANGES) OF THE POST BY MEANS OF THE FOLLOWING COMBINATION- 5/16" HEX HEAD BOLT, NYLON WASHER, SHIM, FLAT WASHER, LOCK WASHER, HEX NUT. FULL CONTACT BETWEEN THE SIGN AND THE POST SHALL BE ACHIEVED. NO BUCKLING OF THE SIGN WILL BE PERMITTED.
6. PLACE MILEPOST SIGNS AT THE SHOULDER POINT UNLESS THE ENGINEER DIRECTS OTHERWISE.

POST DETAILS



FASTENER




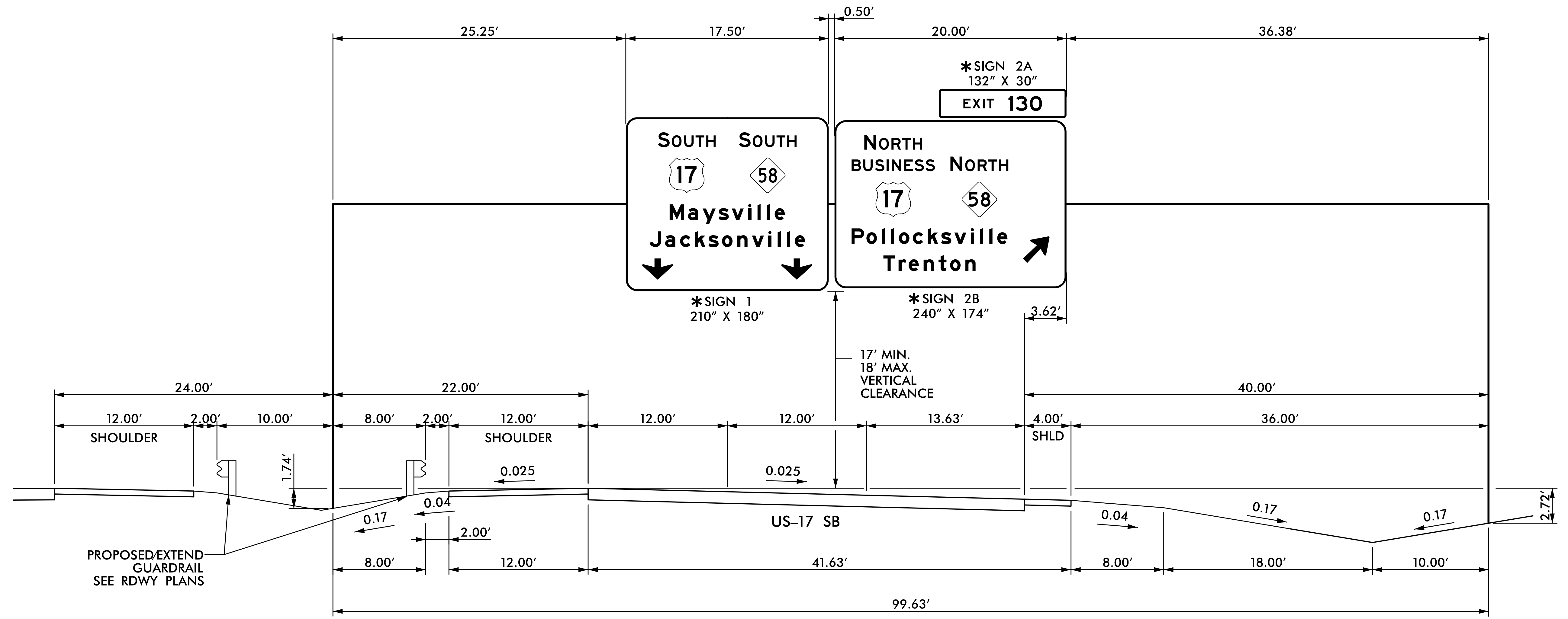
STATE OF NORTH CAROLINA
DEPT. OF TRANSPORTATION
DIVISION OF HIGHWAYS
RALEIGH, N.C.

1-12

ENGLISH STANDARD DRAWING FOR
MILEPOST AND PLACEMENT

SHEET 1 OF 1
904D40

TIP NO. R-2514D	SHEET NO. SIGN-3
APPROVED: <u>Charles A. Johnson III</u> <small>DocuSigned by: 7802AD48C8F4F8...</small>	
DATE: 2/2/2015	
SEAL	


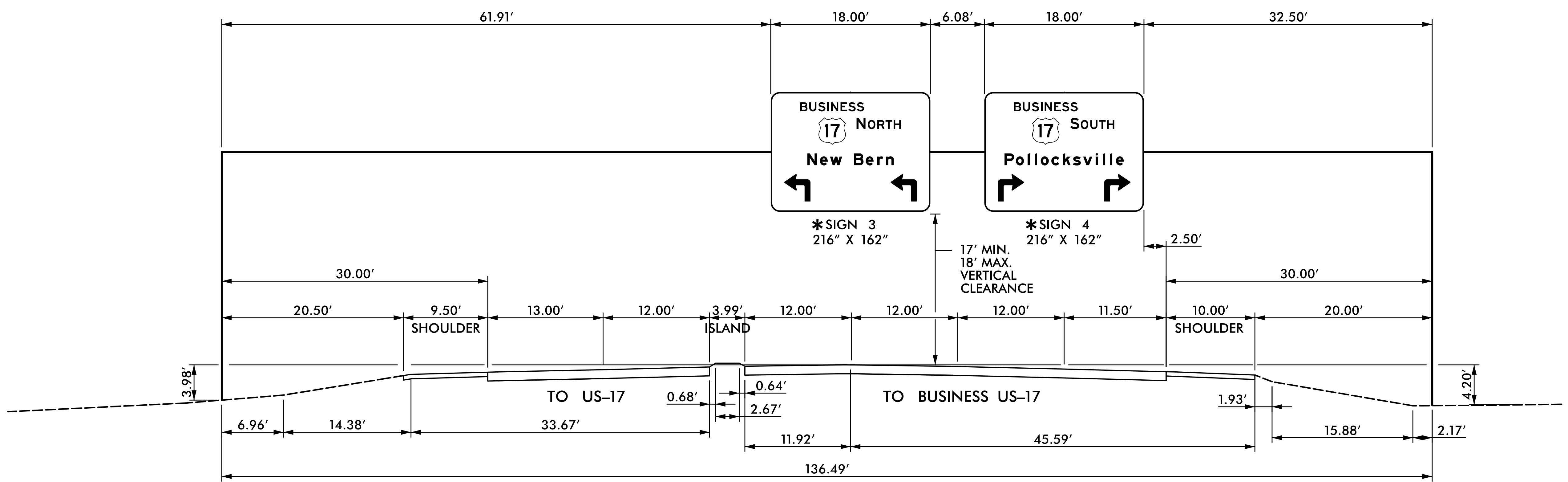
NOTES:

- IF THE CONTRACTOR BIDS ALUMINUM SIGN STRUCTURE, EACH SHALL BE PROVIDED WITH AN APPROVED HIGHWAY TRUSS DAMPER DEVICE IN ACCORDANCE WITH AASHTO SPECIFICATIONS.
- MOUNT SIGNS VERTICALLY CENTERED ON HORIZONTAL MEMBER OF STRUCTURE.
- FIELD VERIFICATION SHALL BE REQUIRED FOR ALL FOOTING ELEVATIONS, PER THE LATEST NCDOT STANDARD SPECIFICATIONS FOR ROADS AND STRUCTURES. PROVIDE FIELD VERIFICATION TO THE SIGNING SECTION.
- THE TOP OF THE FOOTING SHALL EXTEND AT LEAST 6 INCHES AND NOT MORE THAN 24 INCHES ABOVE THE HIGHEST POINT OF THE GROUND SURFACE AT THE FOOTING.
- SIGN HANGERS AND ATTACHMENT HARDWARE SHALL BE PROVIDED AND INSTALLED ON THE ASSEMBLY TO ACCOMMODATE ALL SIGNS SHOWN IN THIS PLAN SHEET.
- DESIGN AND CONSTRUCTION REQUIREMENTS FOR SIGN STRUCTURES SHALL ACCOMMODATE WIND VELOCITY OF 130 M.P.H.

*THESE DIMENSIONS SHALL BE USED FOR WIND LOAD AND DEAD LOAD COMPUTATIONS IN DESIGN OF STRUCTURE AND FOOTINGS. DESIGN AND CONSTRUCTION REQUIREMENTS FOR SIGN STRUCTURES SHALL ACCOMMODATE WIND VELOCITY OF 130 M.P.H.

OVERHEAD ASSEMBLY 'A'
-L- STA. 338+00


TIP NO. R-2514D	SHEET NO. SIGN-3A
APPROVED: <u>Charles A. Johnson III</u> <small>DocuSigned by: 7802A0468CBF4F8...</small>	
DATE: 2/2/2015	
SEAL	

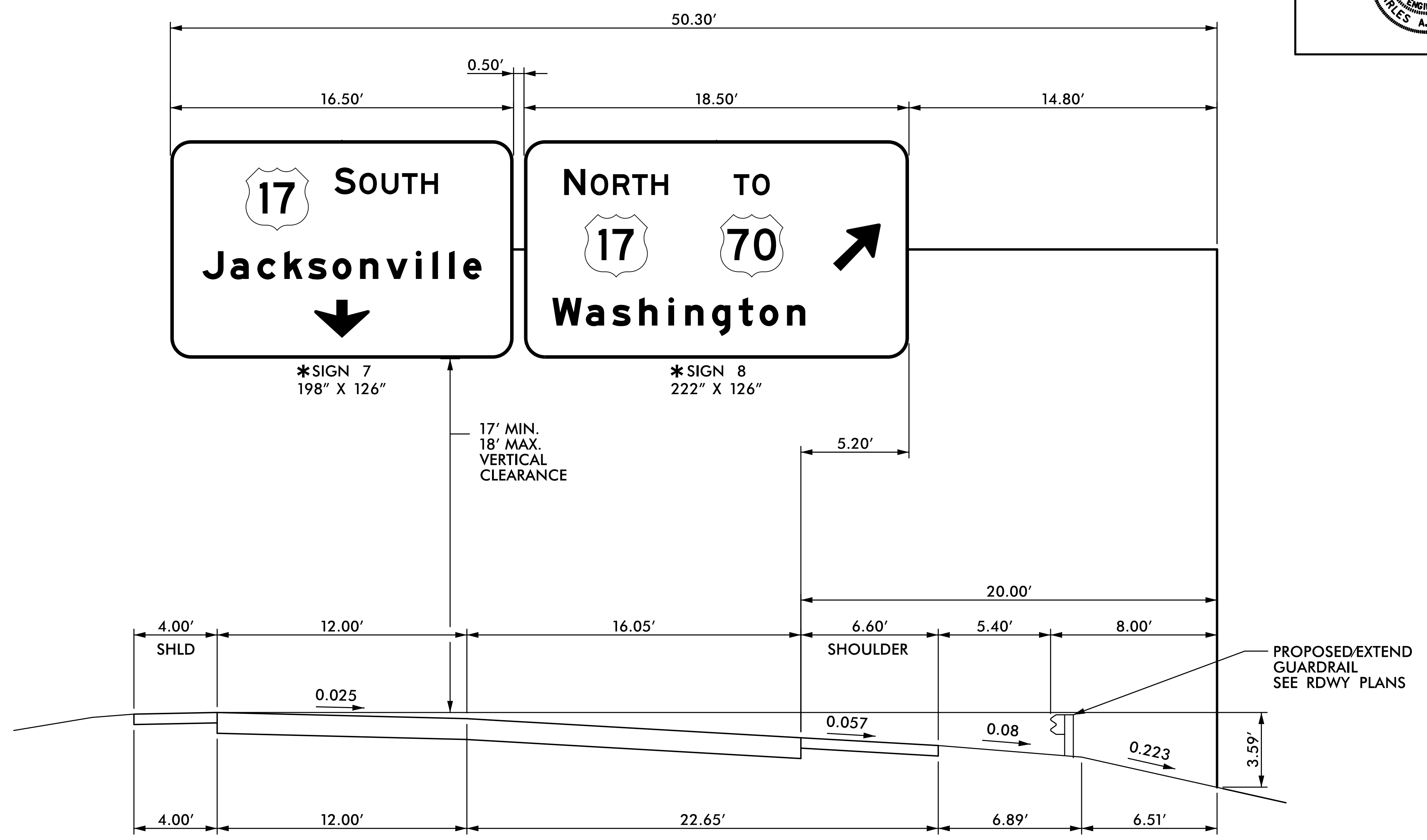



NOTES:

- IF THE CONTRACTOR BIDS ALUMINUM SIGN STRUCTURE, EACH SHALL BE PROVIDED WITH AN APPROVED HIGHWAY TRUSS DAMPER DEVICE IN ACCORDANCE WITH AASHTO SPECIFICATIONS.
- MOUNT SIGNS VERTICALLY CENTERED ON HORIZONTAL MEMBER OF STRUCTURE.
- FIELD VERIFICATION SHALL BE REQUIRED FOR ALL FOOTING ELEVATIONS, PER THE LATEST NCDOT STANDARD SPECIFICATIONS FOR ROADS AND STRUCTURES. PROVIDE FIELD VERIFICATION TO THE SIGNING SECTION.
- THE TOP OF THE FOOTING SHALL EXTEND AT LEAST 6 INCHES AND NOT MORE THAN 24 INCHES ABOVE THE HIGHEST POINT OF THE GROUND SURFACE AT THE FOOTING.
- SIGN HANGERS AND ATTACHMENT HARDWARE SHALL BE PROVIDED AND INSTALLED ON THE ASSEMBLY TO ACCOMMODATE ALL SIGNS SHOWN IN THIS PLAN SHEET.
- DESIGN AND CONSTRUCTION REQUIREMENTS FOR SIGN STRUCTURES SHALL ACCOMMODATE WIND VELOCITY OF 130 M.P.H.

*THESE DIMENSIONS SHALL BE USED FOR WIND LOAD AND DEAD LOAD COMPUTATIONS IN DESIGN OF STRUCTURE AND FOOTINGS. DESIGN AND CONSTRUCTION REQUIREMENTS FOR SIGN STRUCTURES SHALL ACCOMMODATE WIND VELOCITY OF 130 M.P.H.

TIP NO. R-2514D	SHEET NO. SIGN-3B
APPROVED: <u>Charles A. Johnson III</u> <small>DocuSigned by: Charles A. Johnson III 7802A048BCBF4F8</small>	
DATE: 2/2/2015	
SEAL	
	


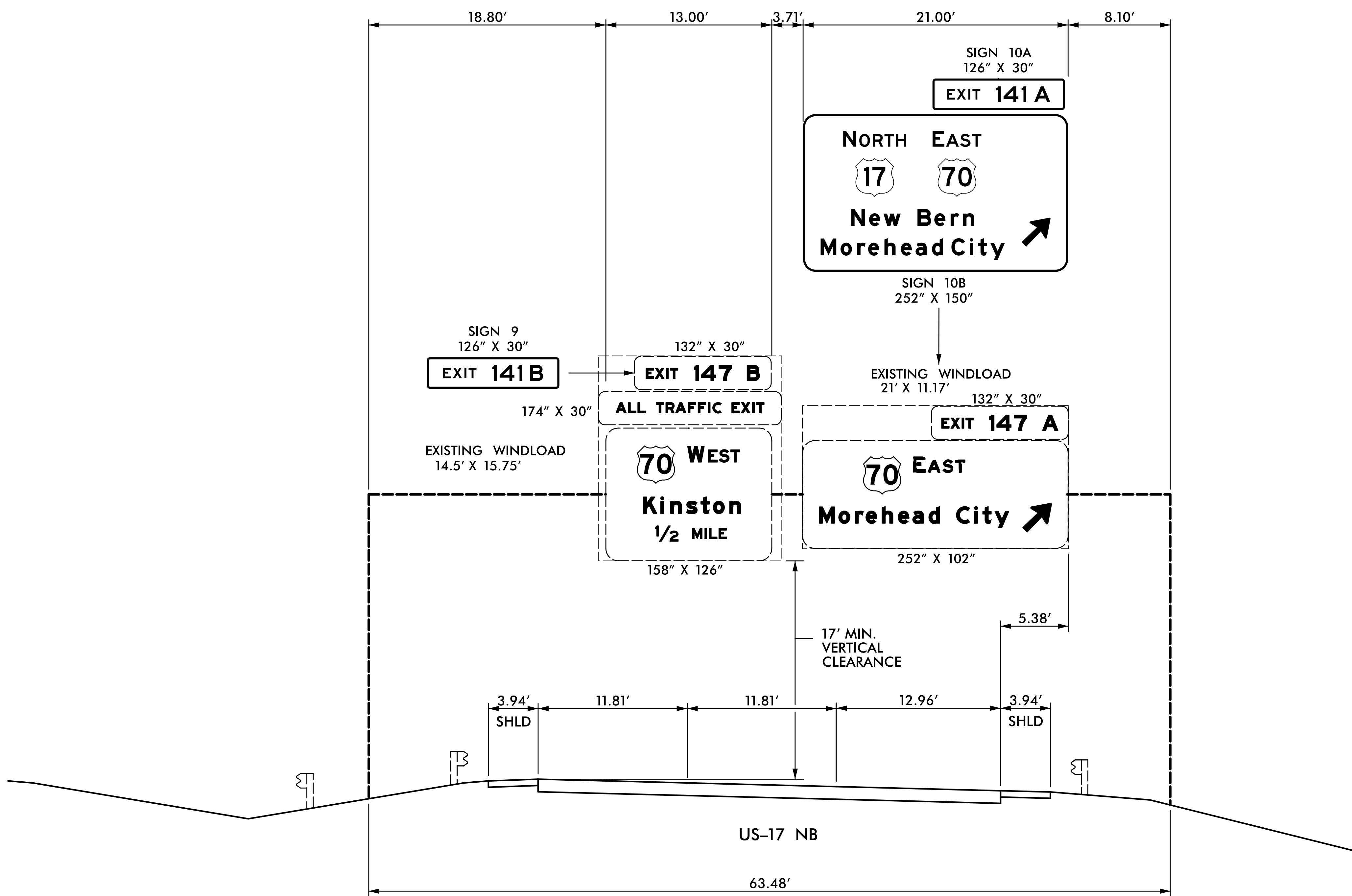


NOTES:

- IF THE CONTRACTOR BIDS ALUMINUM SIGN STRUCTURE, EACH SHALL BE PROVIDED WITH AN APPROVED HIGHWAY TRUSS DAMPER DEVICE IN ACCORDANCE WITH AASHTO SPECIFICATIONS.
- MOUNT SIGNS VERTICALLY CENTERED ON HORIZONTAL MEMBER OF STRUCTURE.
- FIELD VERIFICATION SHALL BE REQUIRED FOR ALL FOOTING ELEVATIONS, PER THE LATEST NCDOT STANDARD SPECIFICATIONS FOR ROADS AND STRUCTURES. PROVIDE FIELD VERIFICATION TO THE SIGNING SECTION.
- THE TOP OF THE FOOTING SHALL EXTEND AT LEAST 6 INCHES AND NOT MORE THAN 24 INCHES ABOVE THE HIGHEST POINT OF THE GROUND SURFACE AT THE FOOTING.
- SIGN HANGERS AND ATTACHMENT HARDWARE SHALL BE PROVIDED AND INSTALLED ON THE ASSEMBLY TO ACCOMMODATE ALL SIGNS SHOWN IN THIS PLAN SHEET.
- DESIGN AND CONSTRUCTION REQUIREMENTS FOR SIGN STRUCTURES SHALL ACCOMMODATE WIND VELOCITY OF 130 M.P.H.

*THESE DIMENSIONS SHALL BE USED FOR WIND LOAD AND DEAD LOAD COMPUTATIONS IN DESIGN OF STRUCTURE AND FOOTINGS. DESIGN AND CONSTRUCTION REQUIREMENTS FOR SIGN STRUCTURES SHALL ACCOMMODATE WIND VELOCITY OF 130 M.P.H.

TIP NO. R-2514D	SHEET NO. SIGN-3C
APPROVED: <i>Charles A. Johnson III</i> <small>DocuSigned by: Charles A. Johnson III 7802A468CBF4FB</small>	
DATE: 2/2/2015	
SEAL	






NOTES:

- SEE STANDARD 904-3(B)(3) FOR REQUIREMENTS OF NEW STRUCTURAL MEMBERS, MOUNTING HARDWARE FOR NEW SIGNS, SHOP DRAWINGS, BRACING AND ACCESSORY HARDWARE FOR ATTACHMENTS.
- SEE NCDOT STANDARD SPECIFICATIONS, SECTION 1076-6 FOR REPAIR OF GALVANIZING.
- ERECT SIGN PANELS WITH MINIMUM 17' VERITCAL CLEARANCE.

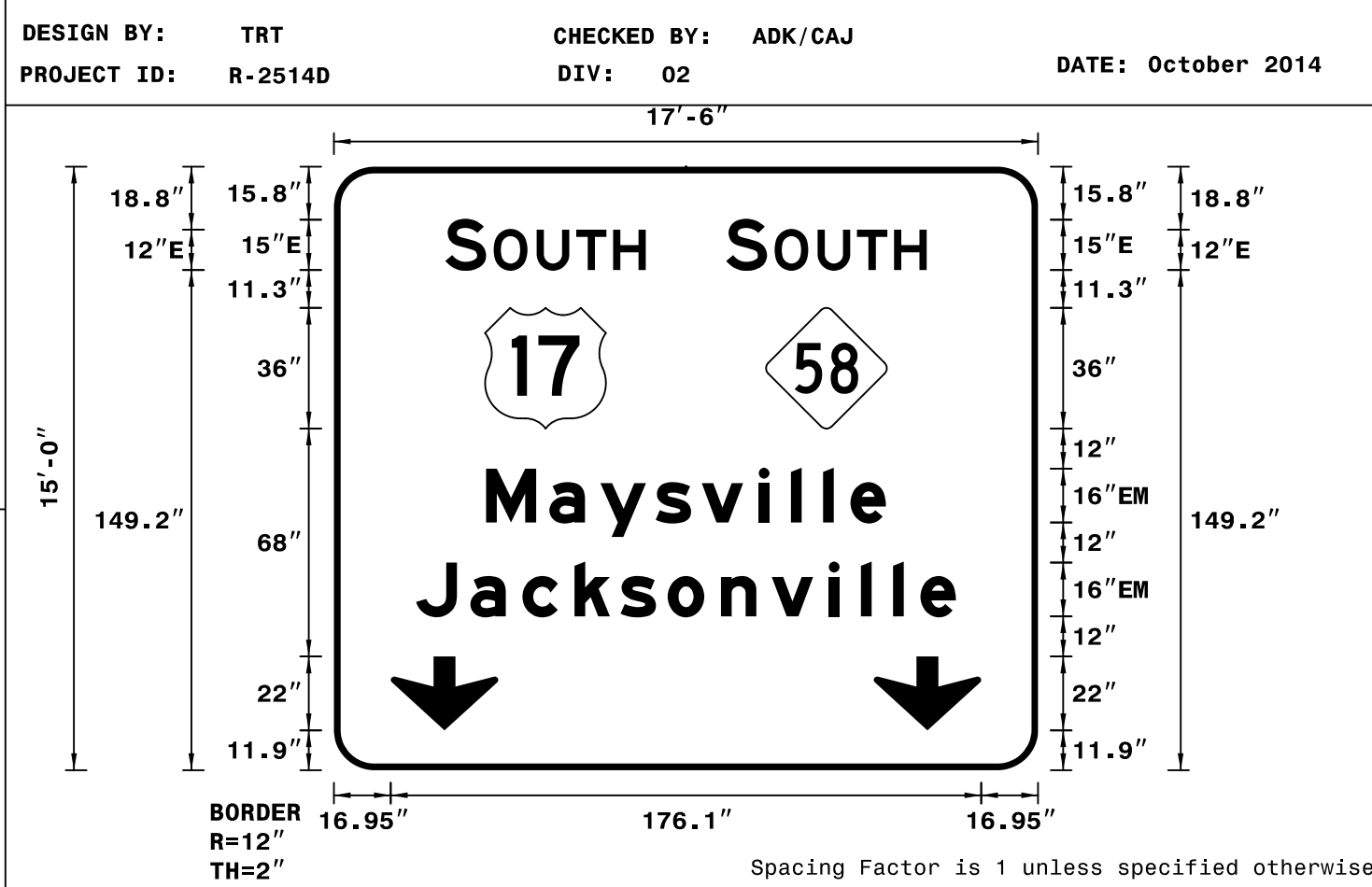
HNTB HNTB NORTH CAROLINA, P.C.
343 E. Six Forks Road, Suite 200
Raleigh, North Carolina 27609
NC License No: C-1554

**EXISTING
OVERHEAD ASSEMBLY 'BB'**

TIP NO. R-2514D	SHEET NO. SIGN-4
APPROVED:  7802A0468C8F4F8	
DATE: 2/2/2015	
SEAL	
	

SIGN NUMBER: 1
TYPE: A (OVHD)
QUANTITY: 1
SIGN WIDTH: 17'-6"
HEIGHT: 15'-0"
TOTAL AREA: 262.5 Sq.Ft.
BORDER TYPE: FLUSH
RECESS: 0"
WIDTH: 2"
RADII: 12"
NO. Z BARS: 6
LENGTH: 202.0

SYMBOL	X	Y	WID	HT
M1_4	45.1	101.9	36	36
M1-5-2-36-15C	128.9	101.9	36	36
Type C Arrow	17	11.9	32.1	22
Type C Arrow	161	11.9	32.1	22



- NOTES:
- Legend and border shall be direct applied Grade A reflective sheeting.
 - Shields shall be Grade A reflective sheeting on 0.032" aluminum and demountable.
 - Background shall be Grade C reflective sheeting.

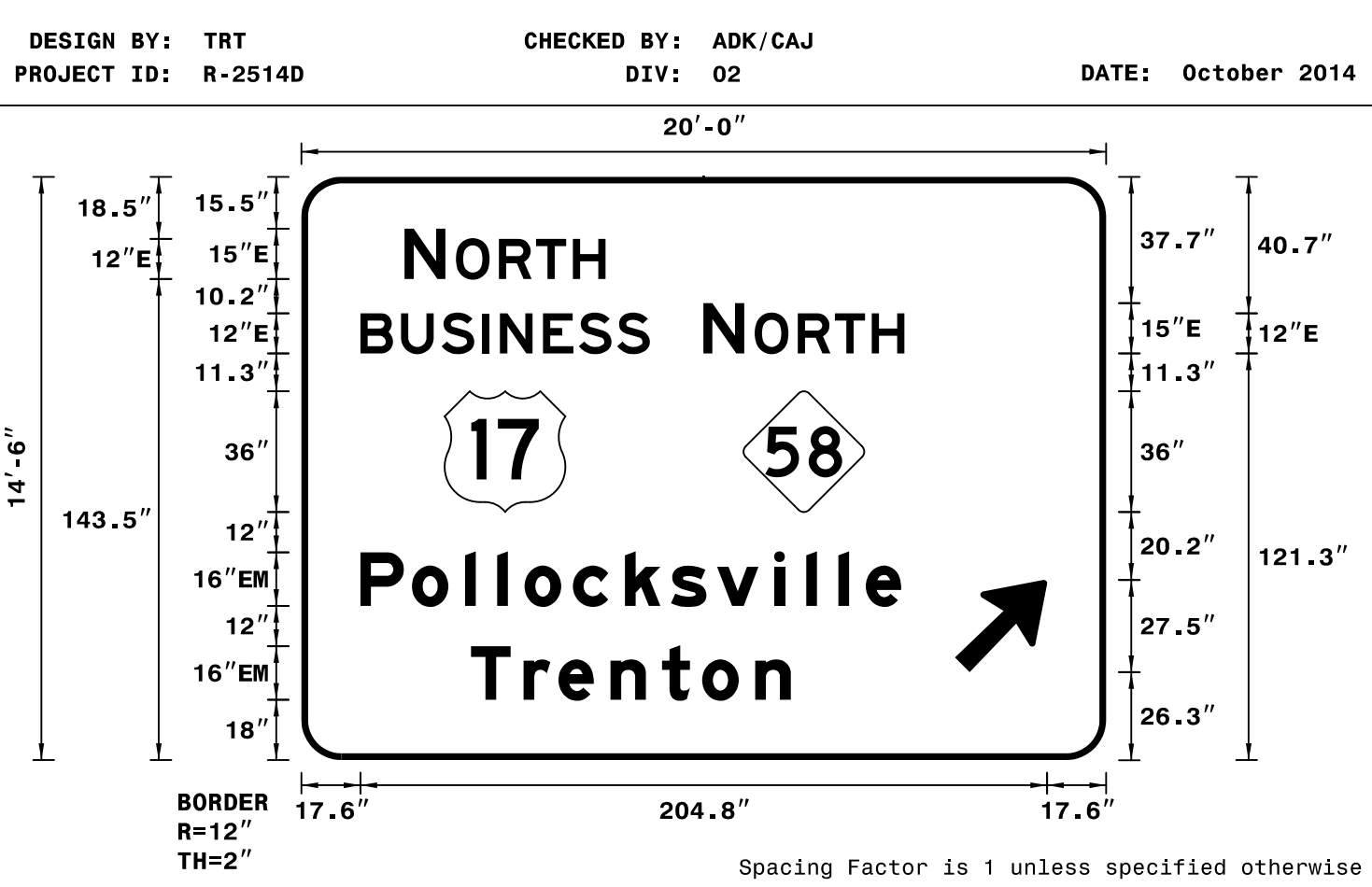
LETTER POSITIONS

Letter spacings are to start of next letter

	S	O	U	T	H		Series/Size
							Text Length
	33.2	12.2	2.2	12.8	11.8	11	E 2000
							59.8
	117	12.2	2.2	12.8	11.8	11	E 2000
							59.8
	M	a	y	s	v	i	EM 2000
	45.4	18.9	15.2	16.5	13.8	17	119.2
	J	a	c	k	s	o	EM 2000
	24.5	16.2	15.5	15.5	13.8	14.1	161

SIGN NUMBER: 2B
TYPE: A (OVHD)
QUANTITY: 1
SIGN WIDTH: 20'-0"
HEIGHT: 14'-6"
TOTAL AREA: 290.0 Sq.Ft.
BORDER TYPE: FLUSH
RECESS: 0"
WIDTH: 2"
RADII: 12"
NO. Z BARS: 5
LENGTH: 232.0

SYMBOL	X	Y	WID	HT
M1_4	42.7	74	36	36
NC362	131.9	74	36	36
Type A Arrow	194.9	26.2	22.5	35.4



- NOTES:
- Legend and border shall be direct applied Grade A reflective sheeting.
 - Shields shall be Grade A reflective sheeting on 0.032" aluminum and demountable.
 - Background shall be Grade C reflective sheeting.

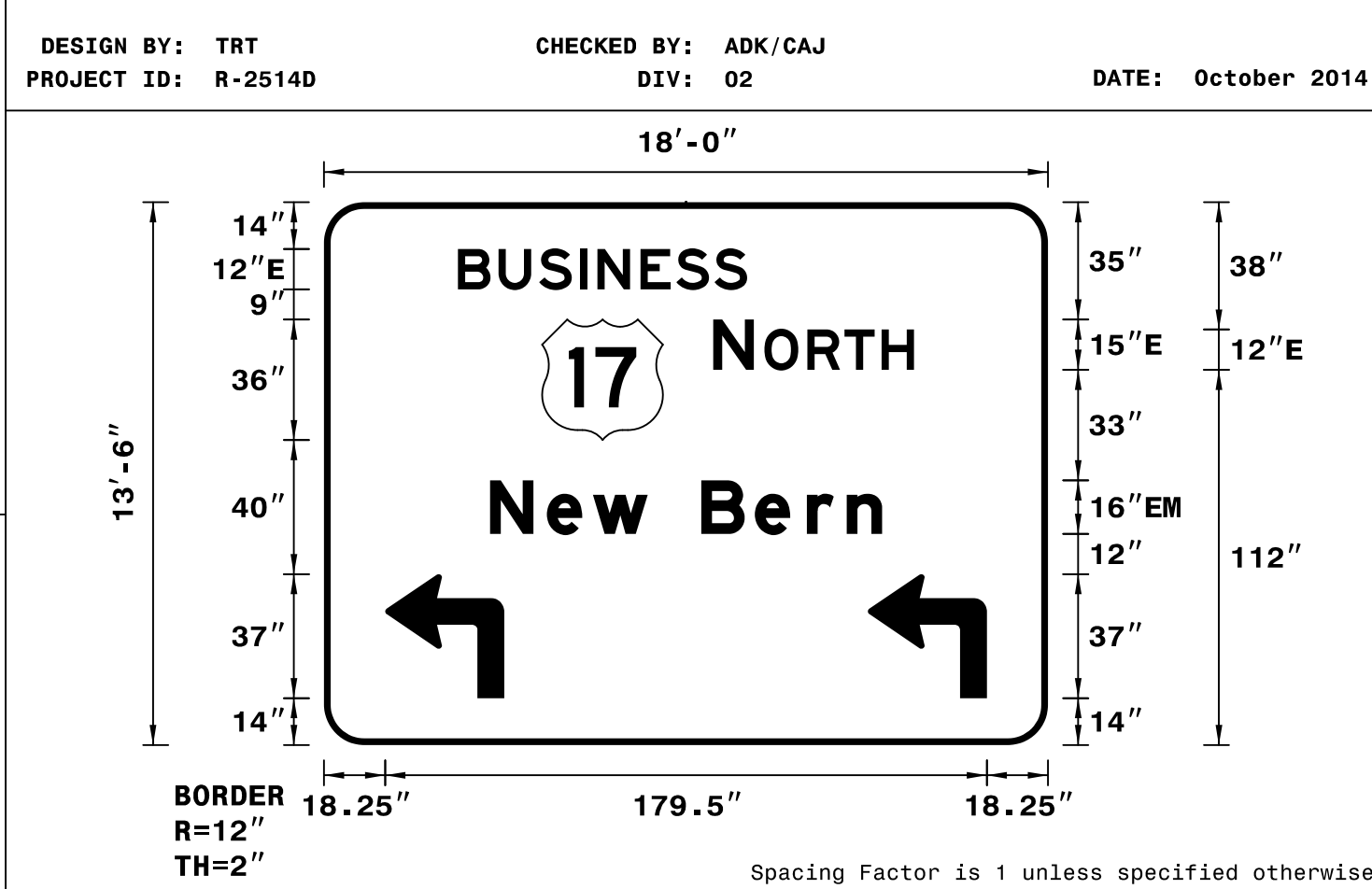
LETTER POSITIONS

Letter spacings are to start of next letter

	N	O	R	T	H		Series/Size
							Text Length
	30.8	12.2	3.1	12.8	11	11	E 2000
							59.9
	17.6	12.1	12.1	12.1	5.3	12.8	E 2000
							86.3
	N	O	R	T	H		E 2000
	119.9	12.2	3.1	12.8	11	11	59.9
	P	o	l	l	o	c	EM 2000
	17.6	15.4	15.8	9.6	8.2	14.4	161.3
	T	r	e	n	t	o	EM 2000
	50.6	15.7	10.4	15.5	15.4	12	95.4

SIGN NUMBER: 3
TYPE: A (OVHD)
QUANTITY: 1
SIGN WIDTH: 18'-0"
HEIGHT: 13'-6"
TOTAL AREA: 243.0 Sq.Ft.
BORDER TYPE: FLUSH
RECESS: 0"
WIDTH: 2"
RADII: 12"
NO. Z BARS: 4
LENGTH: 208.0

SYMBOL	X	Y	WID	HT
M1_4	65.1	91	36	36
Type A Adv Lt	18.3	14	35.5	37
Type A Adv Lt	162.3	14	35.5	37



- NOTES:
- Legend and border shall be direct applied Grade A reflective sheeting.
 - Shields shall be Grade A reflective sheeting on 0.032" aluminum and demountable.
 - Background shall be Grade C reflective sheeting.

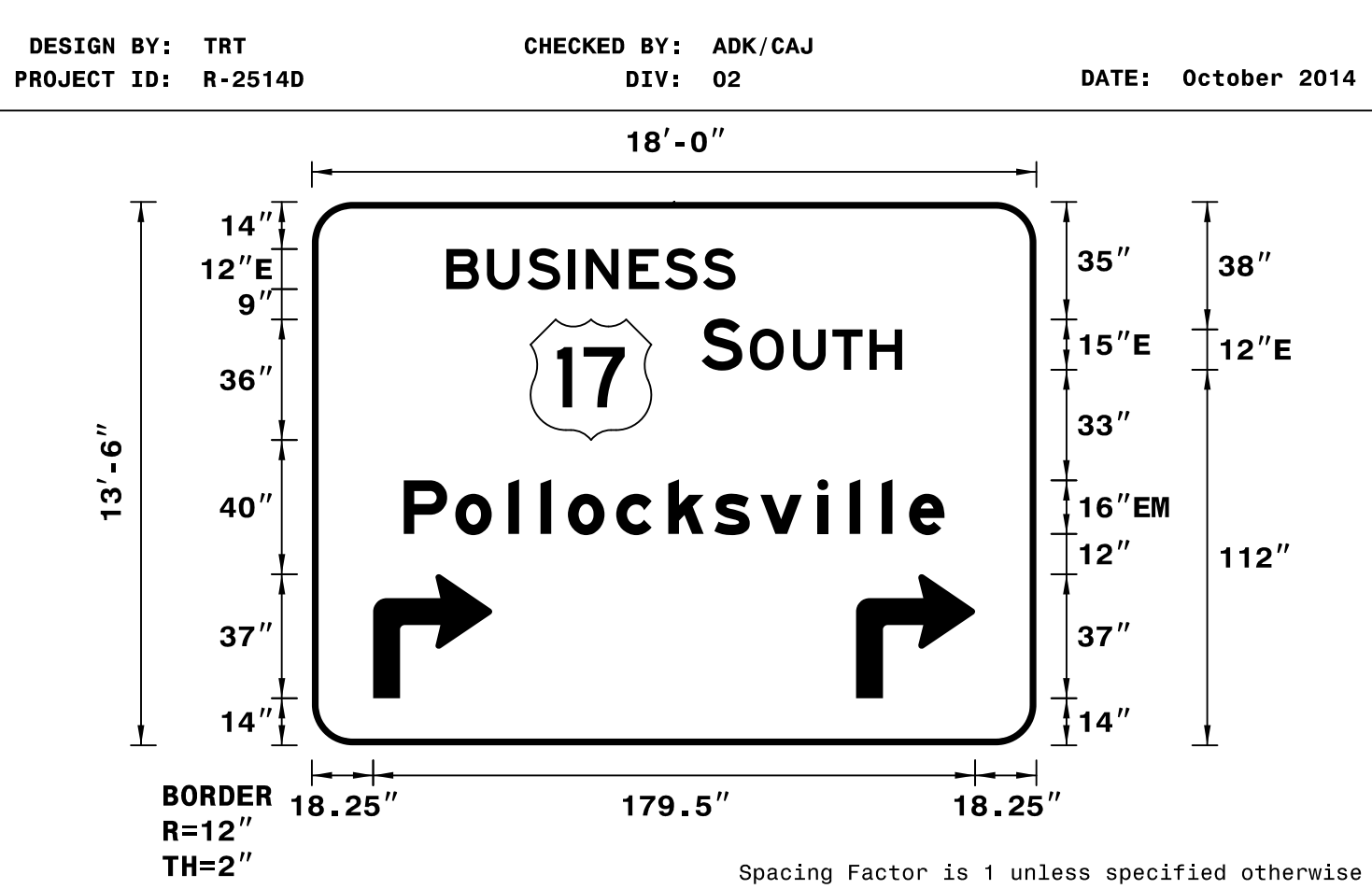
LETTER POSITIONS

Letter spacings are to start of next letter

	B	U	S	I	N	E	S	S		Series/Size
										Text Length
	40	12.1	12.1	12.1	5.3	12.8	10.7	11.4	9.7	E 2000
										86.3
	116.1	12.2	3.1	12.8	11	11	9.7	40		E 2000
										59.9
	N	e	w	B	e	r	n			EM 2000
	49.5	17	13.8	16.3	16	16	15.5	11.8	10.6	117

SIGN NUMBER: 4
TYPE: A (OVHD)
QUANTITY: 1
SIGN WIDTH: 18'-0"
HEIGHT: 13'-6"
TOTAL AREA: 243.0 Sq.Ft.
BORDER TYPE: FLUSH
RECESS: 0"
WIDTH: 2"
RADII: 12"
NO. Z BARS: 4
LENGTH: 208.0

SYMBOL	X	Y	WID	HT
M1_4	65.2	91	36	36
Type A Adv Rt	18.3	14	35.5	37
Type A Adv Rt	162.3	14	35.5	37





- NOTES:
- Legend and border shall be direct applied Grade A reflective sheeting.
 - Shields shall be Grade A reflective sheeting on 0.032" aluminum and demountable.
 - Background shall be Grade C reflective sheeting.

LETTER POSITIONS

Letter spacings are to start of next letter

	B	U	S	I	N	E	S	S		Series/Size
										Text Length
	40	12.1	12.1	12.1	5.3	12.8	10.7	11.4	9.7	E 2000
										86.3
	116.2	12.2	2.2	12.8	11.8	11	9.7	40		E 2000
										59.8
	P	o	l	l	o	c	k	s	v	EM 2000
	27.4	15.4	15.8	9.6	8.2	14.4	15.5	13.8	13.8	161.3

APPROVED: 
 DATE: 2/2/2015

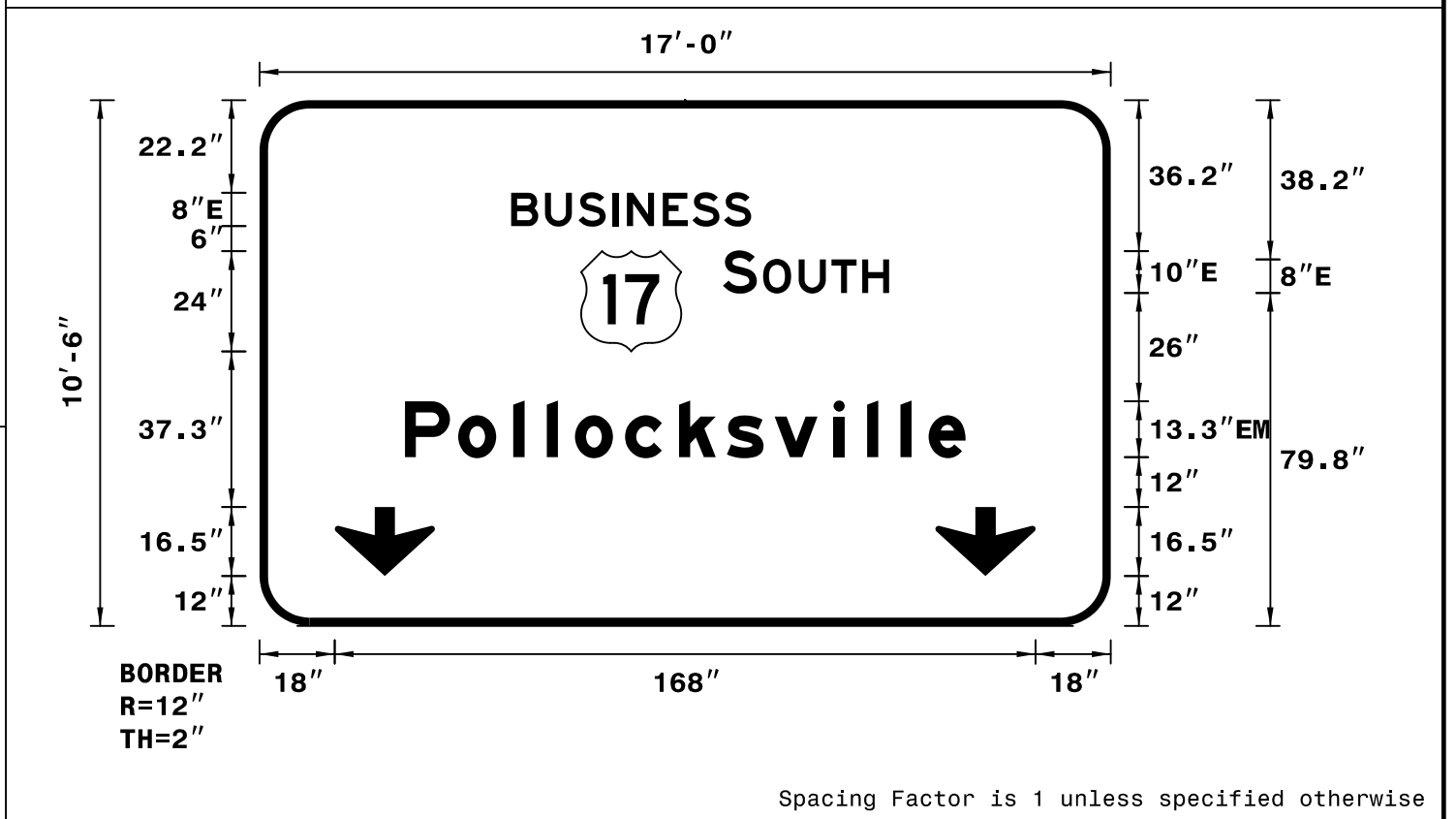


SIGN NUMBER: 5
 TYPE: A (OVHD)
 QUANTITY: 1
 SIGN WIDTH: 17'-0"
 HEIGHT: 10'-6"
 TOTAL AREA: 178.5 Sq.Ft.
 BORDER TYPE: FLUSH
 RECESS: 0"
 WIDTH: 2"
 RADII: 12"
 NO. Z BARS: 3
 LENGTH: 196.0

SYMBOL	X	Y	WID	HT
M1_4	77.1	65.8	24	24
Type C Arrow	18	12	24	16.5
Type C Arrow	162	12	24	16.5

MAT'L: 0.125" ALUMINUM

DESIGN BY: TRT
 PROJECT ID: R-2514D
 CHECKED BY: ADK/CAJ
 DIV: 02
 DATE: December 2014



NOTES:
 1. Legend and border shall be direct applied Grade A reflective sheeting.
 2. Shields shall be Grade A reflective sheeting on 0.032" aluminum and demountable.
 3. Background shall be Grade C reflective sheeting.

LETTER POSITIONS

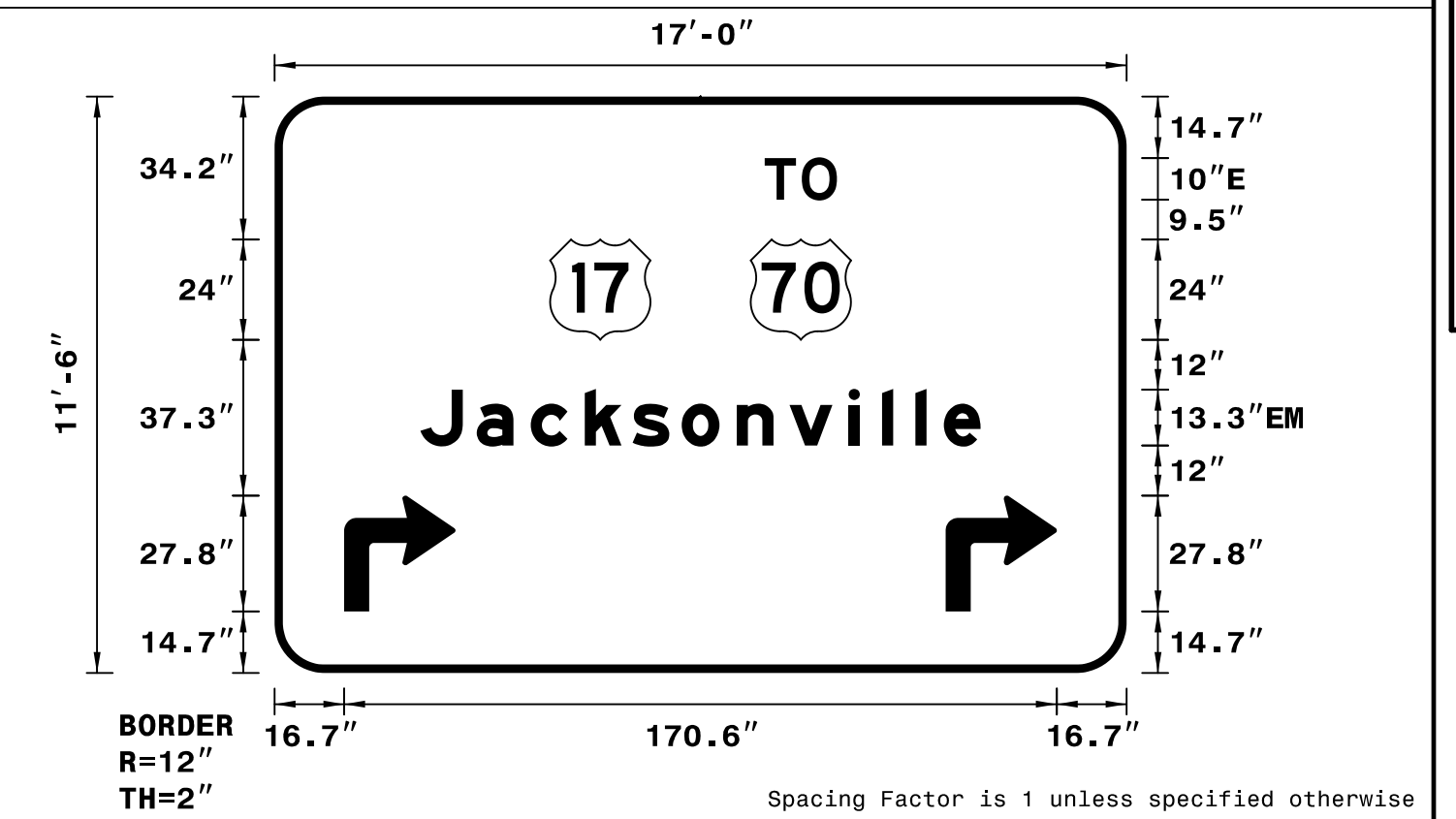
Letter spacings are to start of next letter													Series/Size	Text Length		
60.3	8.1	8.1	8.1	3.5	8.6	7.1	7.6	6.5	86.2				E 2000	57.5		
111.1	8.1	1.5	8.6	7.8	7.4	6.5	53.1						E 2000	39.8		
34.8	12.8	13.2	8	6.8	12	12.9	11.5	11.5	14.1	8	8	6.8	8.8	34.8	EM 2000	134.4

SIGN NUMBER: 6
 TYPE: A (OVHD)
 QUANTITY: 1
 SIGN WIDTH: 17'-0"
 HEIGHT: 11'-6"
 TOTAL AREA: 195.5 Sq.Ft.
 BORDER TYPE: FLUSH
 RECESS: 0"
 WIDTH: 2"
 RADII: 12"
 NO. Z BARS: 3
 LENGTH: 196.0

SYMBOL	X	Y	WID	HT
M1_4	66	79.8	24	24
Type A Adv Rt	16.7	14.7	26.6	27.8
Type A Adv Rt	160.7	14.7	26.6	27.8

MAT'L: 0.125" ALUMINUM

DESIGN BY: TRT
 PROJECT ID: R-2514D
 CHECKED BY: ADK/CAJ
 DIV: 02
 DATE: December 2014



NOTES:
 1. Legend and border shall be direct applied Grade A reflective sheeting.
 2. Shields shall be Grade A reflective sheeting on 0.032" aluminum and demountable.
 3. Background shall be Grade C reflective sheeting.

LETTER POSITIONS

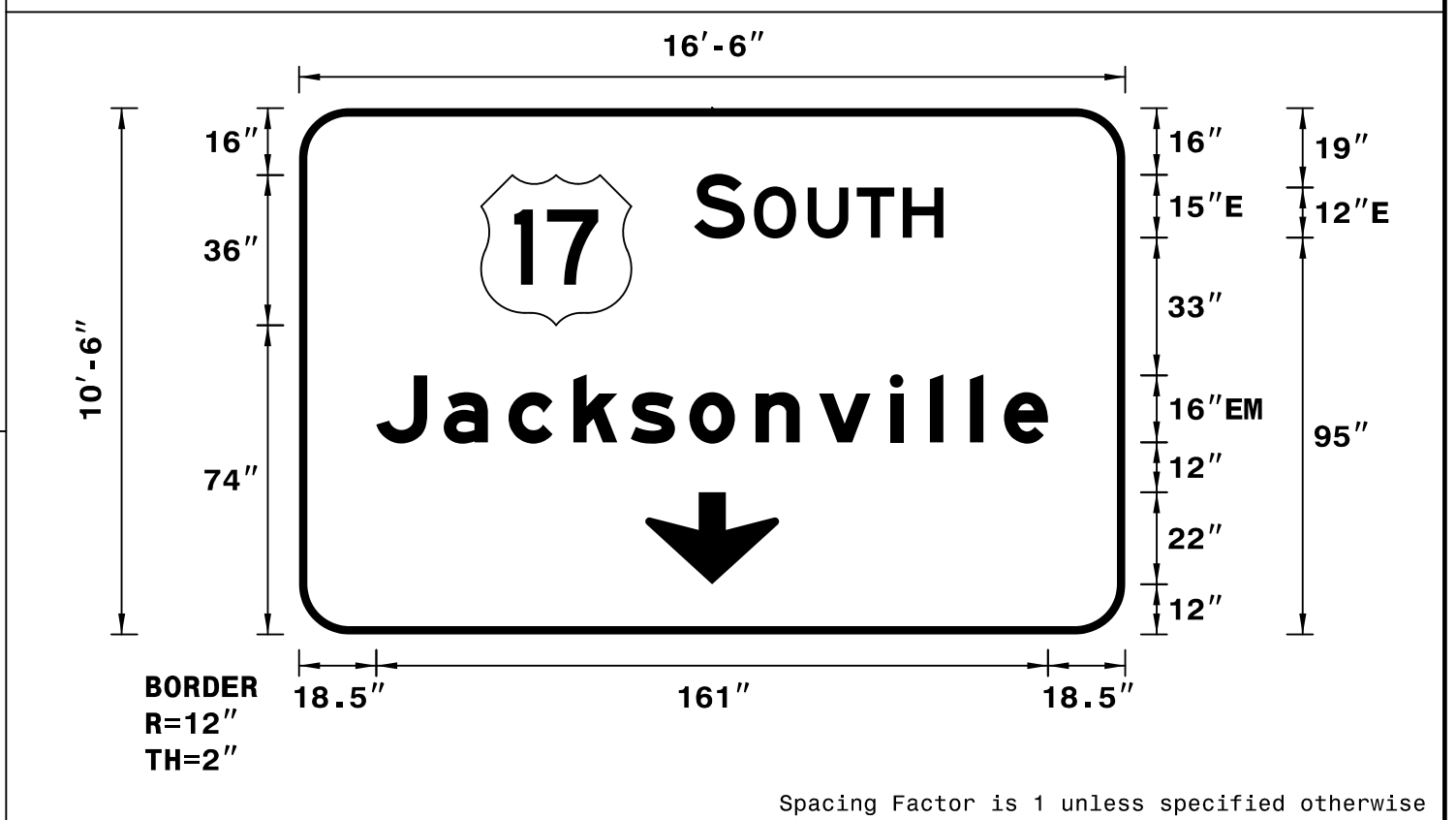
Letter spacings are to start of next letter													Series/Size	Text Length	
117.4	8.9	8.4	69.4										E 2000	17.3	
35	13.5	12.9	12.9	11.5	11.7	13.2	12.7	14.1	8	8	6.8	8.8	35	EM 2000	134.1

SIGN NUMBER: 7
 TYPE: A (OVHD)
 QUANTITY: 1
 SIGN WIDTH: 16'-6"
 HEIGHT: 10'-6"
 TOTAL AREA: 173.3 Sq.Ft.
 BORDER TYPE: FLUSH
 RECESS: 0"
 WIDTH: 2"
 RADII: 12"
 NO. Z BARS: 3
 LENGTH: 190.0

SYMBOL	X	Y	WID	HT
M1_4	43.6	74	36	36
Type C Arrow	83	12	32.1	22

MAT'L: 0.125" ALUMINUM

DESIGN BY: TRT
 PROJECT ID: R-2514D
 CHECKED BY: ADK/CAJ
 DIV: 02
 DATE: October 2014



NOTES:
 1. Legend and border shall be direct applied Grade A reflective sheeting.
 2. Shields shall be Grade A reflective sheeting on 0.032" aluminum and demountable.
 3. Background shall be Grade C reflective sheeting.

LETTER POSITIONS

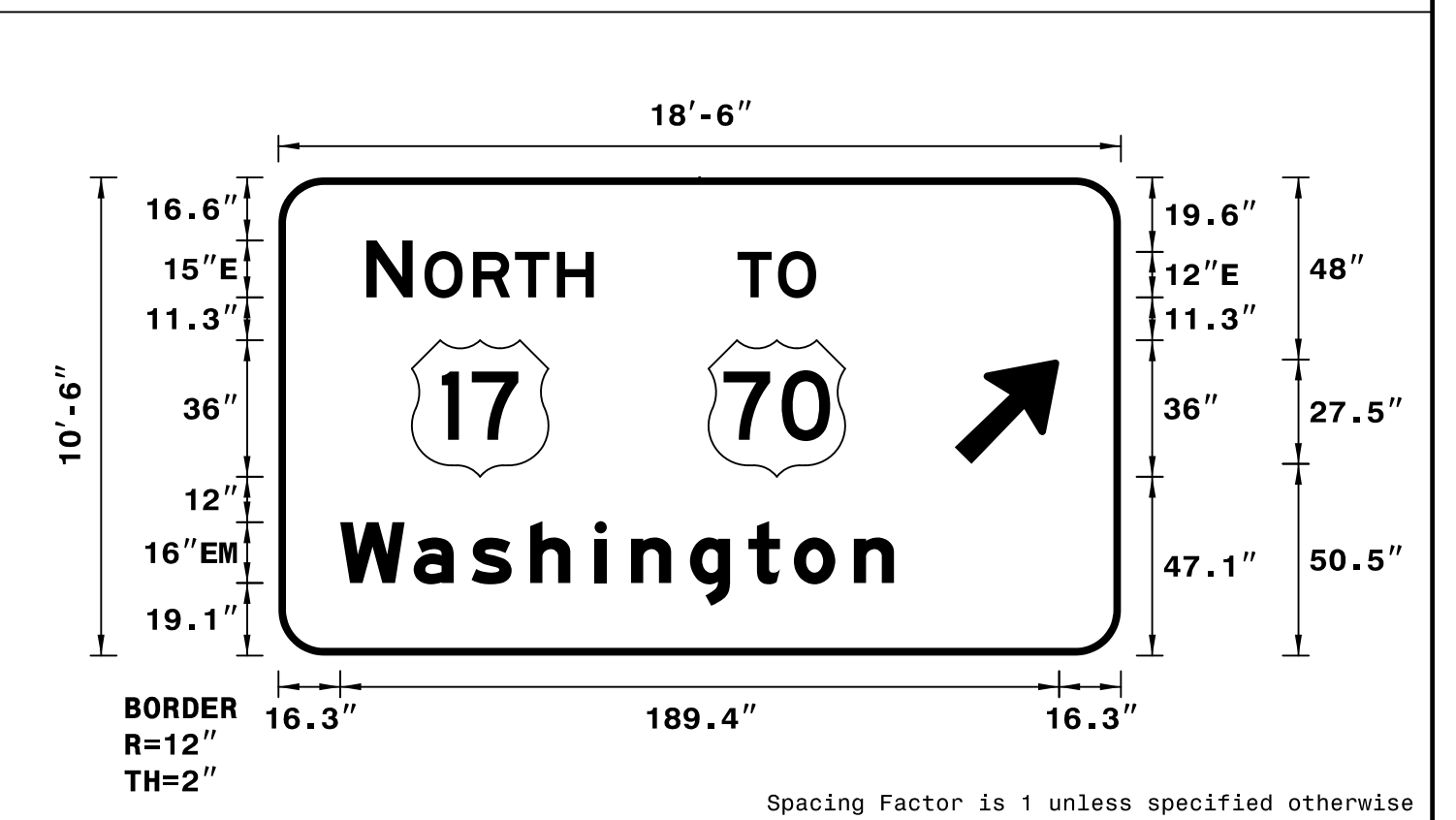
Letter spacings are to start of next letter													Series/Size	Text Length	
94.6	12.2	2.2	12.8	11.8	11	9.7	43.6						E 2000	59.8	
18.5	16.2	15.5	15.5	13.8	14.1	15.8	15.2	17	9.6	9.6	8.2	10.6	18.5	EM 2000	161

SIGN NUMBER: 8
 TYPE: A (OVHD)
 QUANTITY: 1
 SIGN WIDTH: 18'-6"
 HEIGHT: 10'-6"
 TOTAL AREA: 194.3 Sq.Ft.
 BORDER TYPE: FLUSH
 RECESS: 0"
 WIDTH: 2"
 RADII: 12"
 NO. Z BARS: 3
 LENGTH: 214.0

SYMBOL	X	Y	WID	HT
Type A Arrow	178.2	50.5	22.5	35.4
M1_4	35.1	47.1	36	36
M1_4	113.3	47.1	36	36

MAT'L: 0.125" ALUMINUM


DESIGN BY: TRT
 PROJECT ID: R-2514D
 CHECKED BY: ADK/CAJ
 DIV: 02
 DATE: October 2014




NOTES:
 1. Legend and border shall be direct applied Grade A reflective sheeting.
 2. Shields shall be Grade A reflective sheeting on 0.032" aluminum and demountable.
 3. Background shall be Grade C reflective sheeting.

LETTER POSITIONS

Letter spacings are to start of next letter													Series/Size	Text Length
23.2	12.2	3.1	12.8	11	11	9.7	138.9						E 2000	59.9
120.9	10.7	10.1	80.3										E 2000	20.8
16.3	19.4	15.2	15.5	17	9.6	15.5	15.4	12	15.8	10.6	59.8		EM 2000	145.9

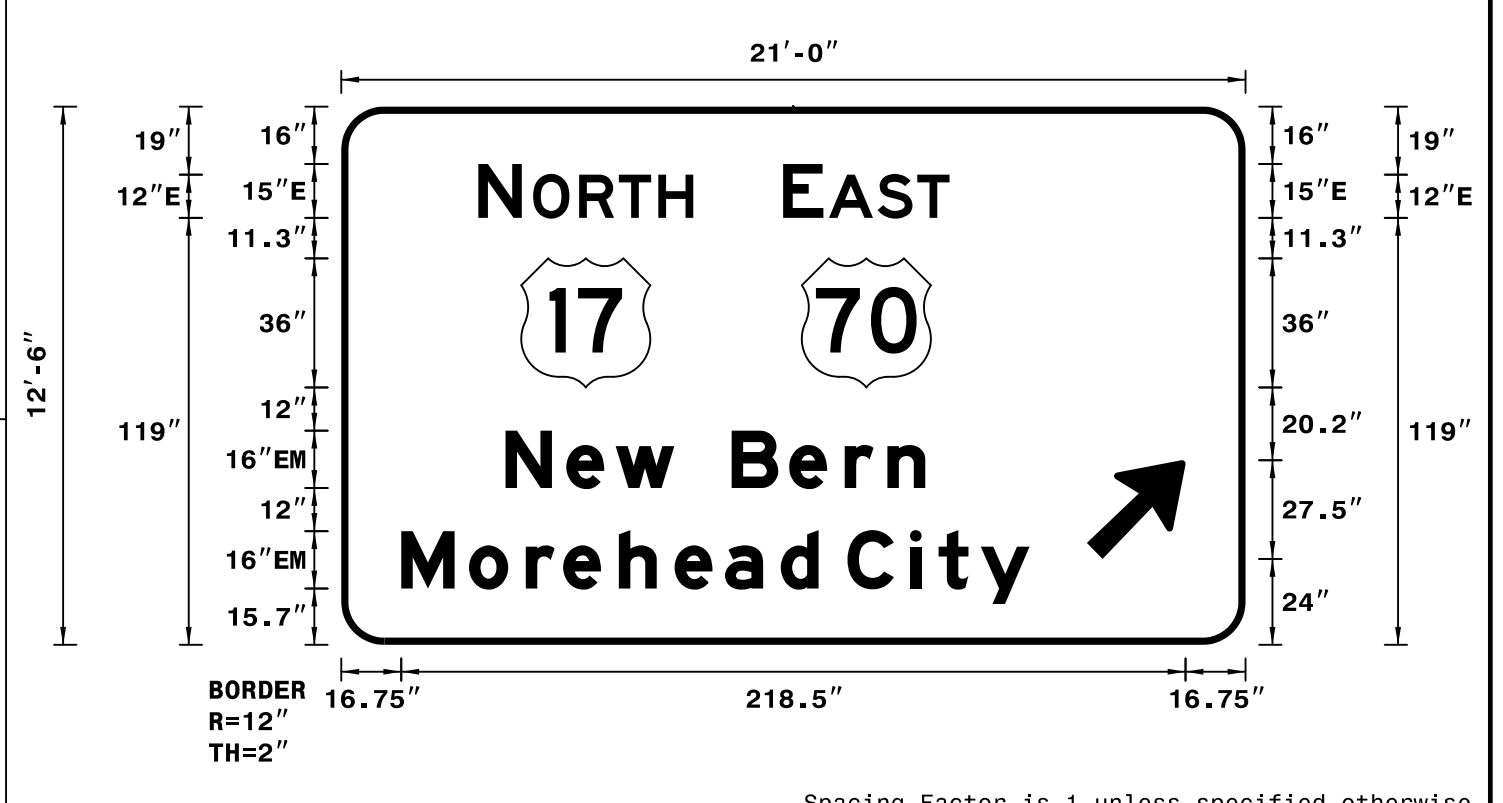
APPROVED: 
 DATE: 2/2/2015



SIGN NUMBER: 10B
 TYPE: A (OVHD)
 QUANTITY: 1
 SIGN WIDTH: 21'-0"
 HEIGHT: 12'-6"
 TOTAL AREA: 262.5 Sq.Ft.
 BORDER TYPE: FLUSH
 RECESS: 0"
 WIDTH: 2"
 RADII: 12"
 NO. Z BARS: 4
 LENGTH: 244.0

SYMBOL	X	Y	WID	HT
M1_4	50.1	71.7	36	36
M1_4	128.3	71.7	36	36
Type A Arrow	207.8	24	22.5	35.4

DESIGN BY: TRT
 PROJECT ID: R-2514D
 CHECKED BY: ADK/CAJ
 DIV: 02
 DATE: October 2014



NOTES:
 1. Legend and border shall be direct applied Grade A reflective sheeting.
 2. Shields shall be Grade A reflective sheeting on 0.032" aluminum and demountable.
 3. Background shall be Grade C reflective sheeting.

LETTER POSITIONS

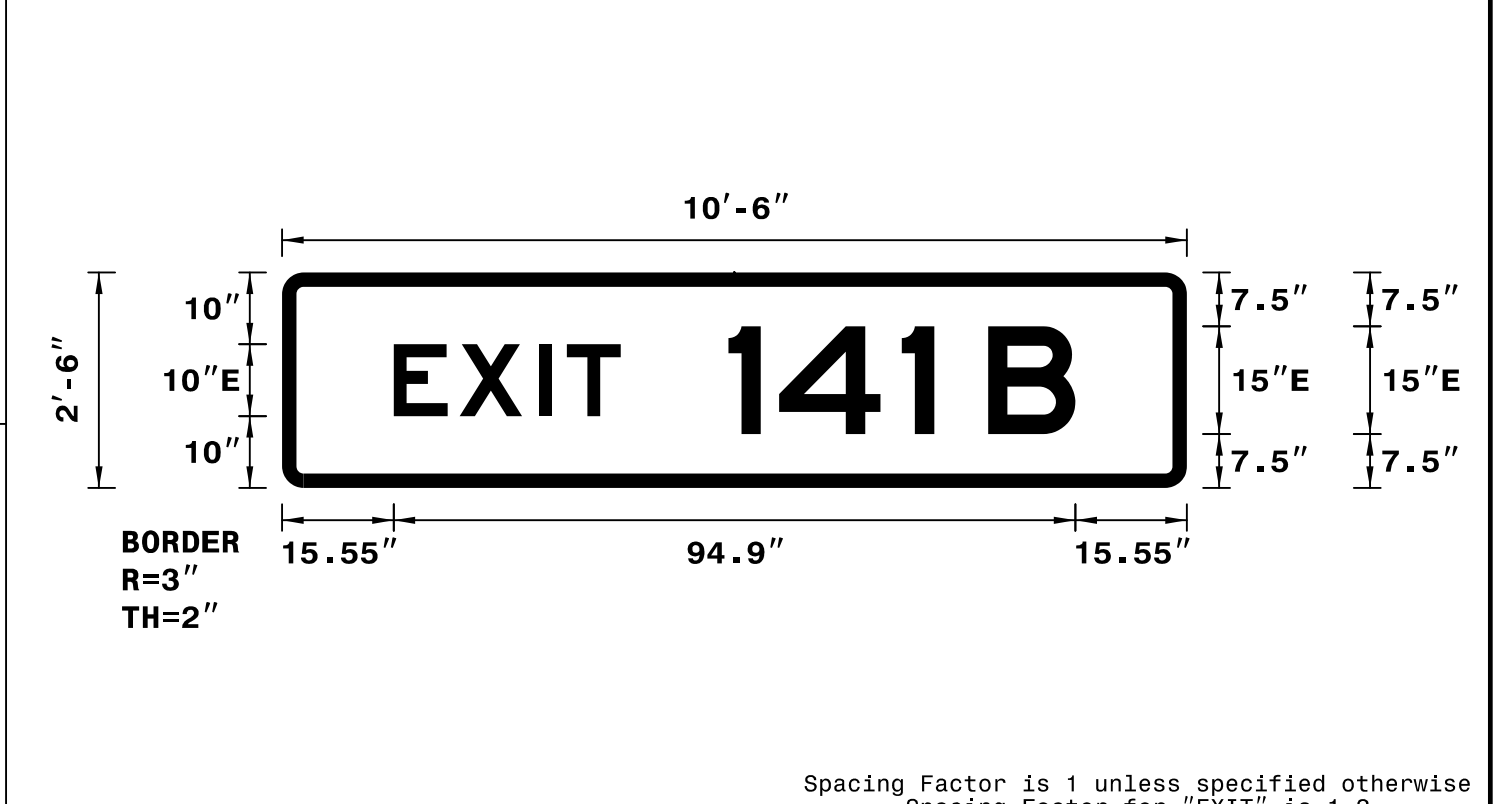
Letter spacings are to start of next letter

	N	O	R	T	H		Series/Size Text Length							
	38.2	12.2	3.1	12.8	11	11	9.7	153.9	E 2000					
									59.9					
									E 2000					
	123.1	11.3	1.5	13.6	11	9	82.5		46.4					
									E 2000					
									117					
	45.8	17	13.8	16.3	16	16	15.5	11.8	10.6	89.3				
										E 2000				
										175				
	16.7	18.9	15.8	10.4	15.5	14.1	15.5	10.6	8	17.4	8	11.7	13.6	80.2

SIGN NUMBER: 9,11
 TYPE: B (OVHD)
 QUANTITY: 2
 SIGN WIDTH: 10'-6"
 HEIGHT: 2'-6"
 TOTAL AREA: 26.3 Sq.Ft.
 BORDER TYPE: FLUSH
 RECESS: 0"
 WIDTH: 2"
 RADII: 3"
 NO. Z BARS: 2
 LENGTH: 118.0

SYMBOL	X	Y	WID	HT

DESIGN BY: TRT
 PROJECT ID: R-2514D
 CHECKED BY: ADK/CAJ
 DIV: 02
 DATE: October 2014



NOTES:
 1. Legend and border shall be direct applied Grade A reflective sheeting.
 2. Background shall be Grade C reflective sheeting.

LETTER POSITIONS

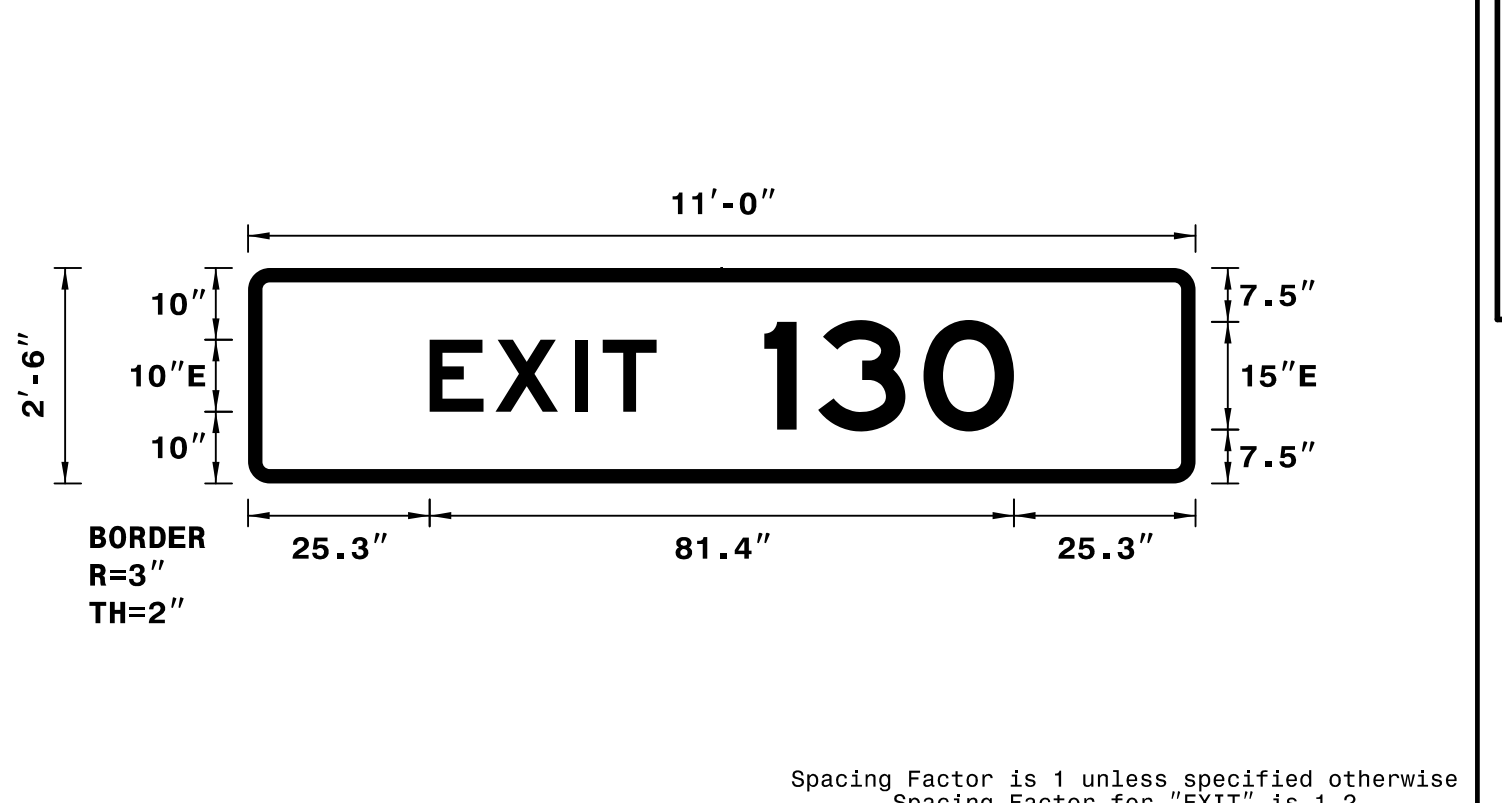
Letter spacings are to start of next letter

	E	X	I	T		Series/Size Text Length	
	15.5	9.2	11.1	3.8	7.5	78.8	E 2000
							31.6
							E 2000
							48.3

SIGN NUMBER: 2A
 TYPE: B (OVHD)
 QUANTITY: 1
 SIGN WIDTH: 11'-0"
 HEIGHT: 2'-6"
 TOTAL AREA: 27.5 Sq.Ft.
 BORDER TYPE: FLUSH
 RECESS: 0"
 WIDTH: 2"
 RADII: 3"
 NO. Z BARS: 2
 LENGTH: 124.0

SYMBOL	X	Y	WID	HT

DESIGN BY: TRT
 PROJECT ID: R-2514D
 CHECKED BY: ADK/CAJ
 DIV: 02
 DATE: October 2014



NOTES:
 1. Legend and border shall be direct applied Grade A reflective sheeting.
 2. Background shall be Grade C reflective sheeting.

LETTER POSITIONS

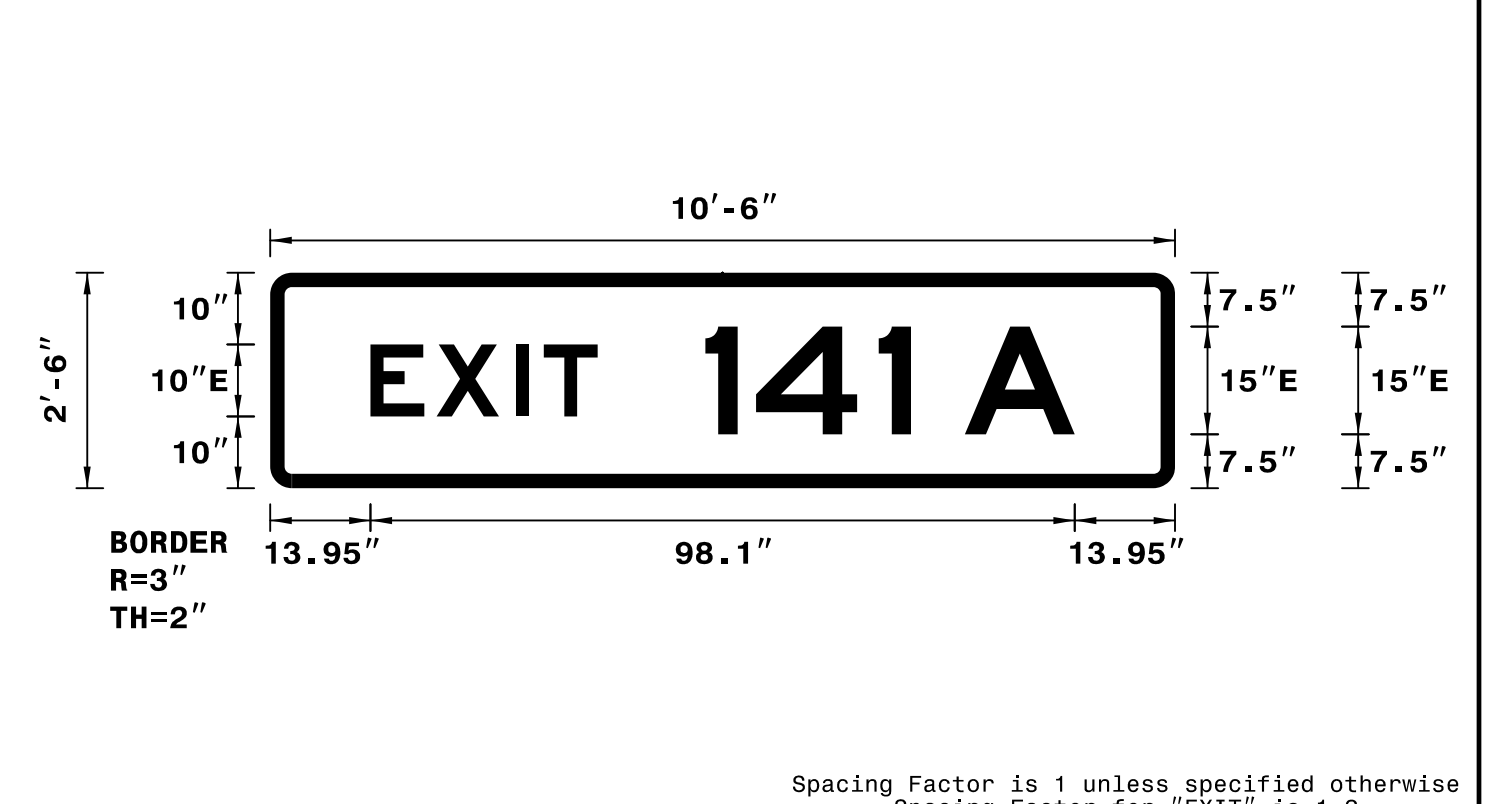
Letter spacings are to start of next letter

	E	X	I	T		Series/Size Text Length	
	25.3	9.2	11.1	3.8	7.5	75.1	E 2000
							31.6
							E 2000
							34.8

SIGN NUMBER: 10A
 TYPE: B (OVHD)
 QUANTITY: 1
 SIGN WIDTH: 10'-6"
 HEIGHT: 2'-6"
 TOTAL AREA: 26.3 Sq.Ft.
 BORDER TYPE: FLUSH
 RECESS: 0"
 WIDTH: 2"
 RADII: 3"
 NO. Z BARS: 2
 LENGTH: 118.0

SYMBOL	X	Y	WID	HT

DESIGN BY: TRT
 PROJECT ID: R-2514D
 CHECKED BY: ADK/CAJ
 DIV: 02
 DATE: October 2014




NOTES:
 1. Legend and border shall be direct applied Grade A reflective sheeting.
 2. Background shall be Grade C reflective sheeting.

LETTER POSITIONS

Letter spacings are to start of next letter

	E	X	I	T		Series/Size Text Length	
	14	9.2	11.1	3.8	7.5	80.4	E 2000
							31.6
							E 2000
							51.5

APPROVED: *Charles A. Johnson III*
 DATE: 2/2/2015

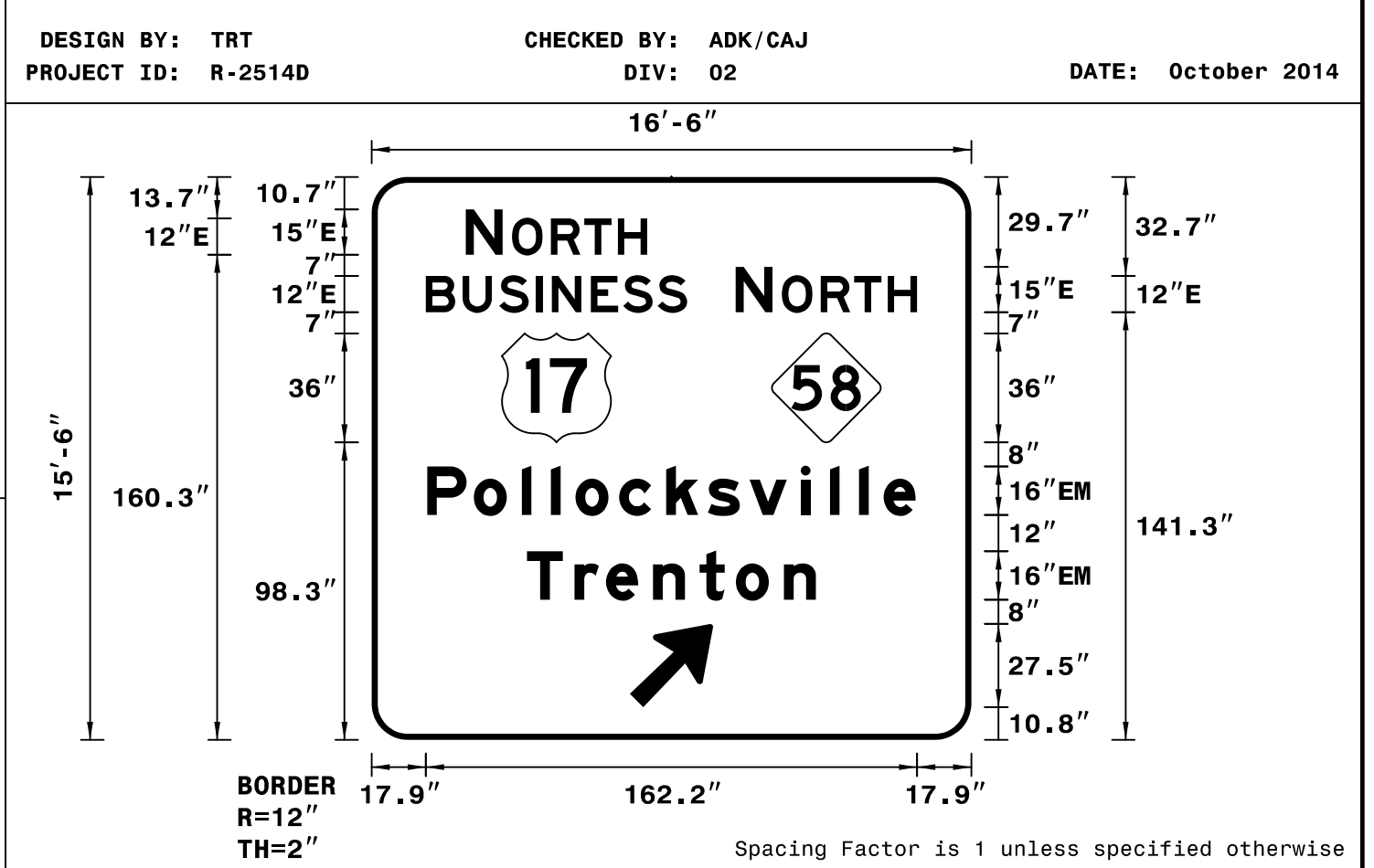


SIGN NUMBER: 101B
 TYPE: A
 QUANTITY: 1
 SIGN WIDTH: 16'-6"
 HEIGHT: 15'-6"
 TOTAL AREA: 255.8 Sq.Ft.
 BORDER TYPE: FLUSH
 RECESS: 0"
 WIDTH: 2"
 RADII: 12"
 NO. Z BARS: 6
 LENGTH: 190.0

BACKG COLOR: Green
 COPY COLOR: White

SYMBOL	X	Y	WID	HT
M1_4	43	98.3	36	36
NC362	132.1	98.3	36	36
Type A Arrow	85.2	10.8	22.5	35.4

MAT'L: 0.125" ALUMINUM



NOTES:
 1. Legend and border shall be direct applied Grade C reflective sheeting.
 2. Shields shall be Grade C reflective sheeting on 0.032" aluminum and demountable.
 3. Background shall be Grade C reflective sheeting.

LETTER POSITIONS

Letter spacings are to start of next letter

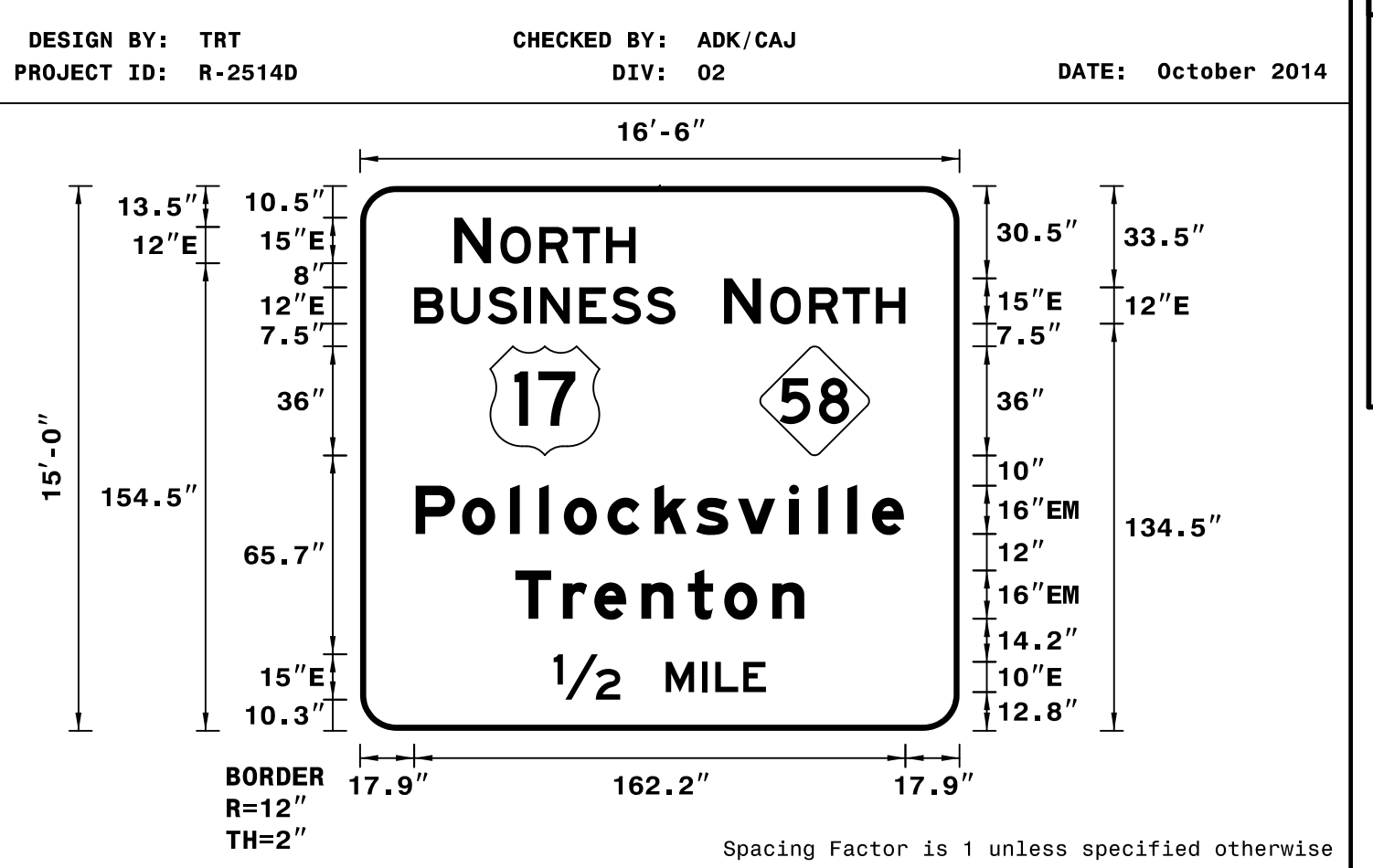
	N	O	R	T	H		Series/Size
							Text Length
31.1	12.2	3.1	12.8	11	11	9.7	107
	B	U	S	I	N	E	S S
17.9	12.1	12.1	12.1	5.3	12.8	10.7	11.4
	N	O	R	T	H		
120.2	12.2	3.1	12.8	11	11	9.7	17.9
	P	o	l	l	o	c	k s v i l l e
18.4	15.4	15.8	9.6	8.2	14.4	15.5	13.8
	T	r	e	n	t	o	n
51.3	15.7	10.4	15.5	15.4	12	15.8	10.6
	1	M	I	L	E		
64	22	15	12	4.4	9.2	7.5	64

SIGN NUMBER: 102B
 TYPE: A
 QUANTITY: 1
 SIGN WIDTH: 16'-6"
 HEIGHT: 15'-0"
 TOTAL AREA: 247.5 Sq.Ft.
 BORDER TYPE: FLUSH
 RECESS: 0"
 WIDTH: 2"
 RADII: 12"
 NO. Z BARS: 6
 LENGTH: 190.0

BACKG COLOR: Green
 COPY COLOR: White

SYMBOL	X	Y	WID	HT
M1_4	43	91	36	36
NC362	132.1	91	36	36

MAT'L: 0.125" ALUMINUM



NOTES:
 1. Legend and border shall be direct applied Grade C reflective sheeting.
 2. Shields shall be Grade C reflective sheeting on 0.032" aluminum and demountable.
 3. Background shall be Grade C reflective sheeting.

LETTER POSITIONS

Letter spacings are to start of next letter

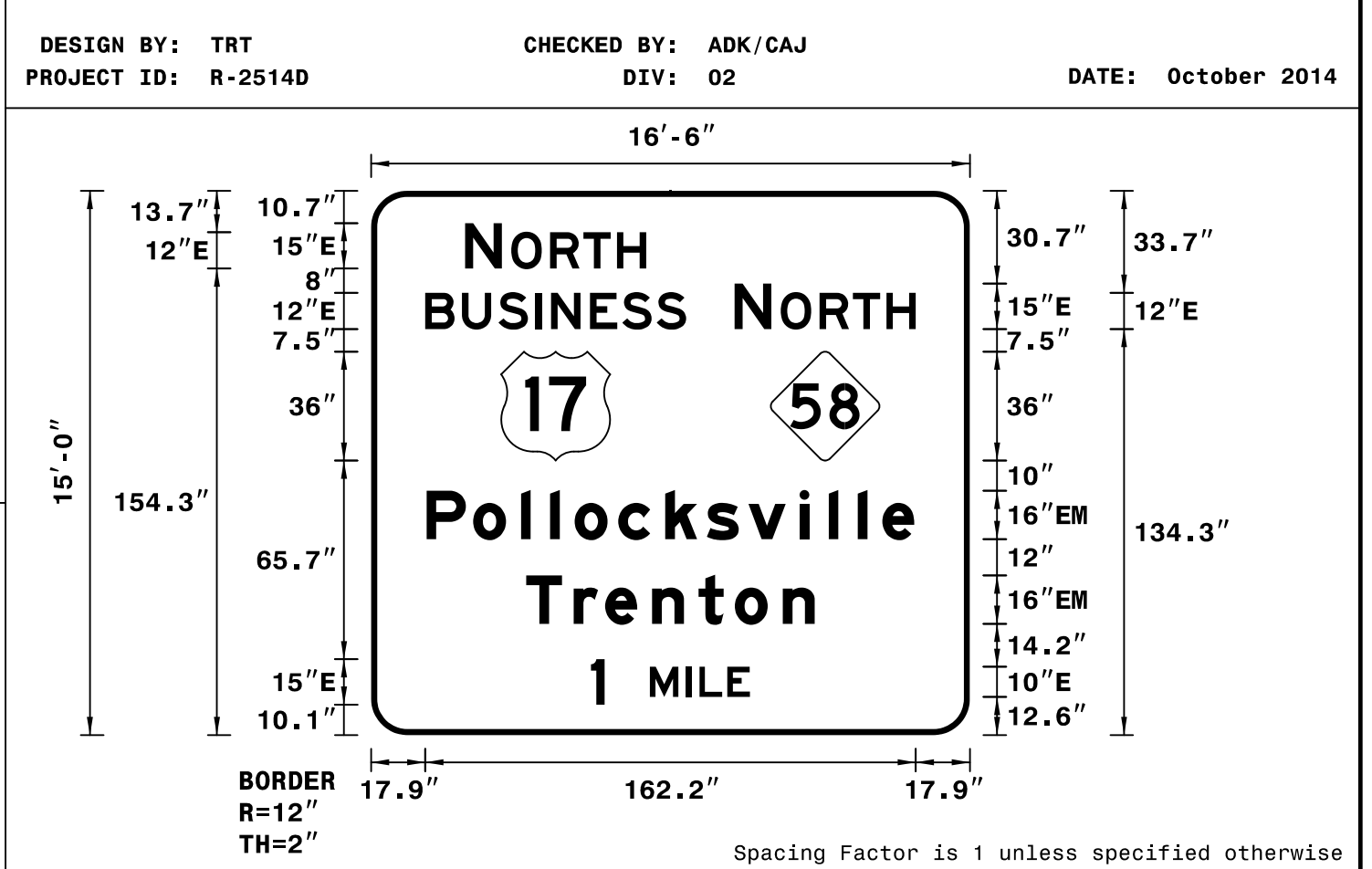
	N	O	R	T	H		Series/Size
							Text Length
31.1	12.2	3.1	12.8	11	11	9.7	107
	B	U	S	I	N	E	S S
17.9	12.1	12.1	12.1	5.3	12.8	10.7	11.4
	N	O	R	T	H		
120.2	12.2	3.1	12.8	11	11	9.7	17.9
	P	o	l	l	o	c	k s v i l l e
18.4	15.4	15.8	9.6	8.2	14.4	15.5	13.8
	T	r	e	n	t	o	n
51.3	15.7	10.4	15.5	15.4	12	15.8	10.6
	1/2	M	I	L	E		
64	22	15	12	4.4	9.2	7.5	64

SIGN NUMBER: 103B
 TYPE: A
 QUANTITY: 1
 SIGN WIDTH: 16'-6"
 HEIGHT: 15'-0"
 TOTAL AREA: 247.5 Sq.Ft.
 BORDER TYPE: FLUSH
 RECESS: 0"
 WIDTH: 2"
 RADII: 12"
 NO. Z BARS: 6
 LENGTH: 190.0

BACKG COLOR: Green
 COPY COLOR: White

SYMBOL	X	Y	WID	HT
M1_4	43	90.8	36	36
NC362	132.1	90.8	36	36

MAT'L: 0.125" ALUMINUM



NOTES:
 1. Legend and border shall be direct applied Grade C reflective sheeting.
 2. Shields shall be Grade C reflective sheeting on 0.032" aluminum and demountable.
 3. Background shall be Grade C reflective sheeting.

LETTER POSITIONS

Letter spacings are to start of next letter

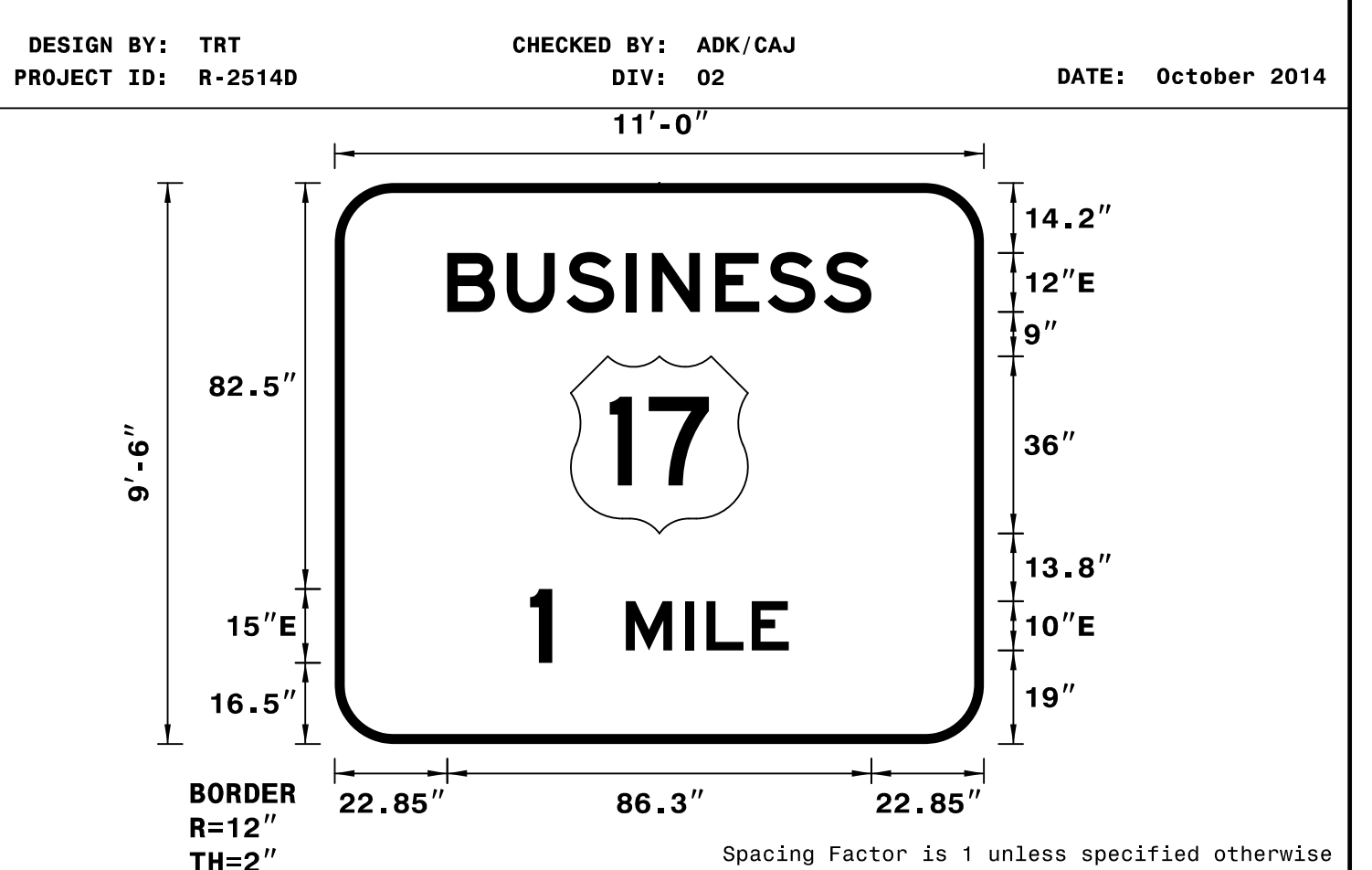
	N	O	R	T	H		Series/Size
							Text Length
31.1	12.2	3.1	12.8	11	11	9.7	107
	B	U	S	I	N	E	S S
17.9	12.1	12.1	12.1	5.3	12.8	10.7	11.4
	N	O	R	T	H		
120.2	12.2	3.1	12.8	11	11	9.7	17.9
	P	o	l	l	o	c	k s v i l l e
18.4	15.4	15.8	9.6	8.2	14.4	15.5	13.8
	T	r	e	n	t	o	n
51.3	15.7	10.4	15.5	15.4	12	15.8	10.6
	1	M	I	L	E		
72.7	4.5	15	12	4.4	9.2	7.5	72.7

SIGN NUMBER: 104B,109B
 TYPE: A
 QUANTITY: 2
 SIGN WIDTH: 11'-0"
 HEIGHT: 9'-6"
 TOTAL AREA: 104.5 Sq.Ft.
 BORDER TYPE: FLUSH
 RECESS: 0"
 WIDTH: 2"
 RADII: 12"
 NO. Z BARS: 3
 LENGTH: 124.0

BACKG COLOR: Green
 COPY COLOR: White

SYMBOL	X	Y	WID	HT
M1_4	48	42.8	36	36

MAT'L: 0.125" ALUMINUM



NOTES:
 1. Legend and border shall be direct applied Grade C reflective sheeting.
 2. Shields shall be Grade C reflective sheeting on 0.032" aluminum and demountable.
 3. Background shall be Grade C reflective sheeting.
 4. Proposed Support Spacing for Signs 104B and 109B is 8.00'.

LETTER POSITIONS

Letter spacings are to start of next letter

	B	U	S	I	N	E	S S		Series/Size
									Text Length
22.9	12.1	12.1	12.1	5.3	12.8	10.7	11.4	9.7	22.9
	1	M	I	L	E				
39.7	4.5	15	12	4.4	9.2	7.5	39.7		52.6

APPROVED: Charles A. Johnson III
7802A0468CB4F48

DATE: 2/2/2015



SIGN NUMBER: 105B,108B BACKG COLOR: Green
 TYPE: A COPY COLOR: White
 QUANTITY: 2

SYMBOL	X	Y	WID	HT
M1_4	48	41.7	36	36

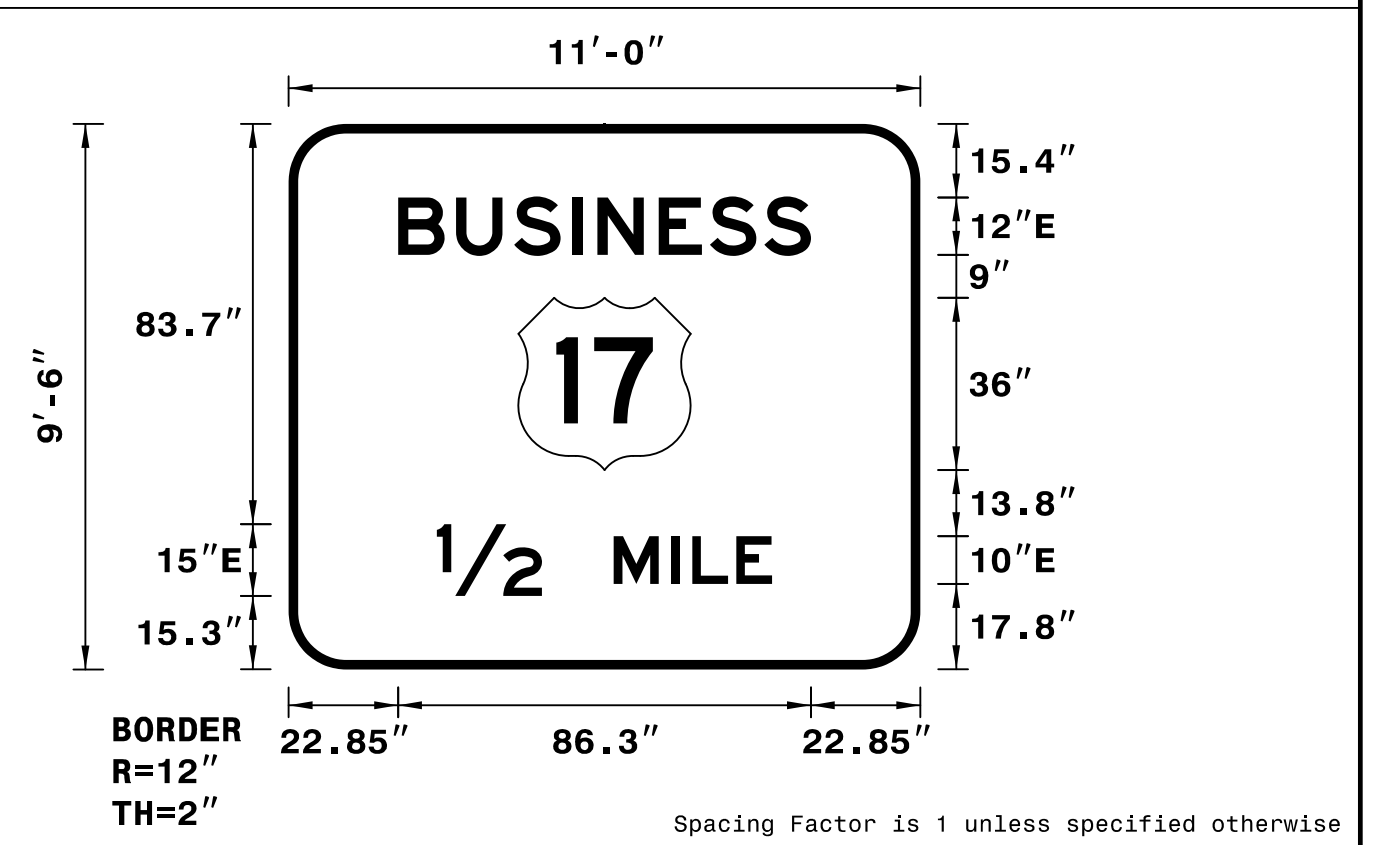
SIGN WIDTH: 11'-0"
 HEIGHT: 9'-6"
 TOTAL AREA: 104.5 Sq.Ft.

BORDER TYPE: FLUSH
 RECESS: 0"
 WIDTH: 2"
 RADII: 12"

MAT'L: 0.125" ALUMINUM

NO. Z BARS: 3
 LENGTH: 124.0

DESIGN BY: TRT CHECKED BY: ADK/CAJ
 PROJECT ID: R-2514D DIV: 02 DATE: October 2014



- NOTES:
- Legend and border shall be direct applied Grade C reflective sheeting.
 - Shields shall be Grade C reflective sheeting on 0.032" aluminum and demountable.
 - Background shall be Grade C reflective sheeting.
 - Proposed Support Spacing for Sign 105B is 8.00'

LETTER POSITIONS

Letter spacings are to start of next letter													Series/Size
													Text Length
													E 2000
22.9	12.1	12.1	12.1	5.3	12.8	10.7	11.4	9.7	22.9				86.3
	1/2			M	I	L	E						E 2000
31	22	15	12	4.4	9.2	7.5	31						70.1

SIGN NUMBER: 106B,107B BACKG COLOR: Green
 TYPE: A COPY COLOR: White
 QUANTITY: 2

SYMBOL	X	Y	WID	HT
M1_4	42	52.8	36	36
Type A Arrow	46.2	16.2	22.5	35.4

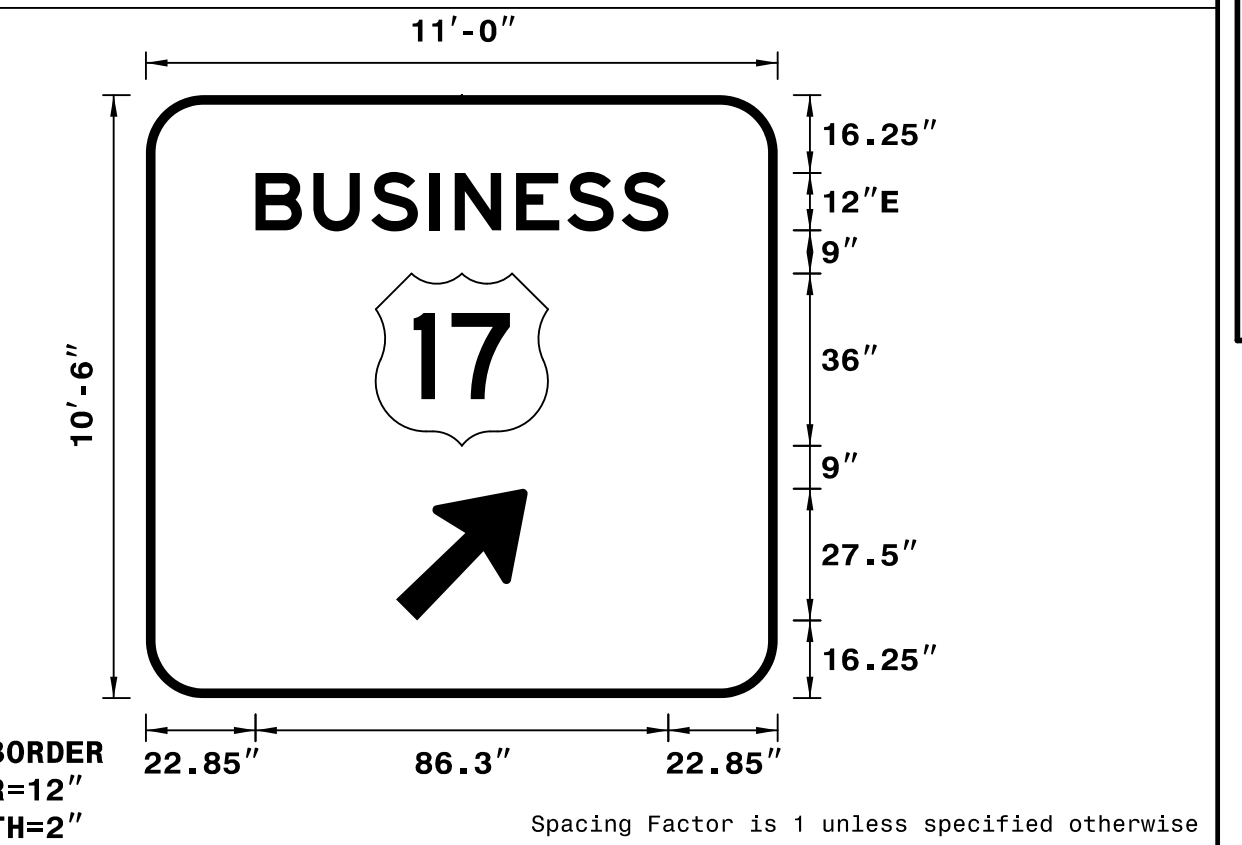
SIGN WIDTH: 10'-0"
 HEIGHT: 10'-6"
 TOTAL AREA: 105.0 Sq.Ft.

BORDER TYPE: FLUSH
 RECESS: 0"
 WIDTH: 2"
 RADII: 12"

MAT'L: 0.125" ALUMINUM

NO. Z BARS: 3
 LENGTH: 112.0

DESIGN BY: TRT CHECKED BY: ADK/CAJ
 PROJECT ID: R-2514D DIV: 02 DATE: October 2014



- NOTES:
- Legend and border shall be direct applied Grade C reflective sheeting.
 - Shields shall be Grade C reflective sheeting on 0.032" aluminum and demountable.
 - Background shall be Grade C reflective sheeting.
 - Proposed Support Spacing for Signs 106B and 107B is 8.00'

LETTER POSITIONS

Letter spacings are to start of next letter													Series/Size
													Text Length
													E 2000
16.9	12.1	12.1	12.1	5.3	12.8	10.7	11.4	9.7	16.9				86.3

SIGN NUMBER: 110 BACKG COLOR: Green
 TYPE: A COPY COLOR: White
 QUANTITY: 1

SYMBOL	X	Y	WID	HT
M1_4	38	82.6	24	24

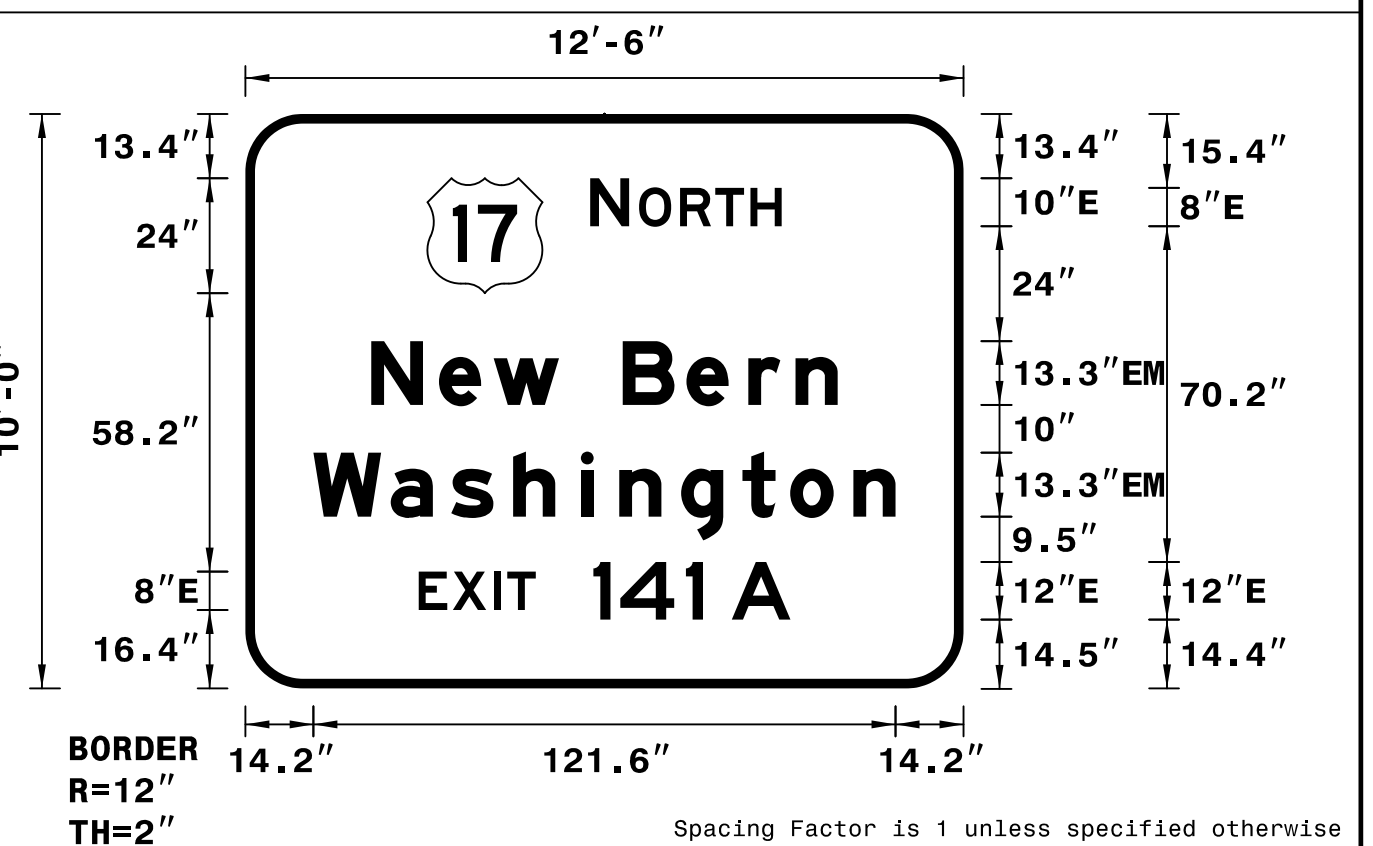
SIGN WIDTH: 12'-6"
 HEIGHT: 10'-0"
 TOTAL AREA: 125.0 Sq.Ft.

BORDER TYPE: FLUSH
 RECESS: 0"
 WIDTH: 2"
 RADII: 12"

MAT'L: 0.125" ALUMINUM

NO. Z BARS: 3
 LENGTH: 142.0

DESIGN BY: TRT CHECKED BY: ADK/CAJ
 PROJECT ID: R-2514D DIV: 02 DATE: October 2014



- NOTES:
- Legend and border shall be direct applied Grade C reflective sheeting.
 - Shields shall be Grade C reflective sheeting on 0.032" aluminum and demountable.
 - Background shall be Grade C reflective sheeting.
 - Proposed support spacing 8.00'

LETTER POSITIONS

Letter spacings are to start of next letter													Series/Size
													Text Length
													E 2000
72	8.1	2.1	8.6	7.4	7.4	6.5	38						40
	N	e	w		B	e	r	n					EM 2000
26.3	14.1	11.5	13.6	13.3	13.3	12.9	9.9	8.8	26.3				97.4
	W	a	s	h	i	n	g	t	o	n			EM 2000
14.2	16.1	12.7	12.9	14.1	8	12.9	12.8	10	13.2	8.8	14.2		121.6
	E	X	I	T		1	4	1		A			E 2000
36.2	7.1	8.6	2.8	6	12	5.6	13.7	3.6	6	12.2	36.2		77.6

SIGN NUMBER: 101A,102A,103A BACKG COLOR: Green
 TYPE: B COPY COLOR: White
 QUANTITY: 3

SYMBOL	X	Y	WID	HT

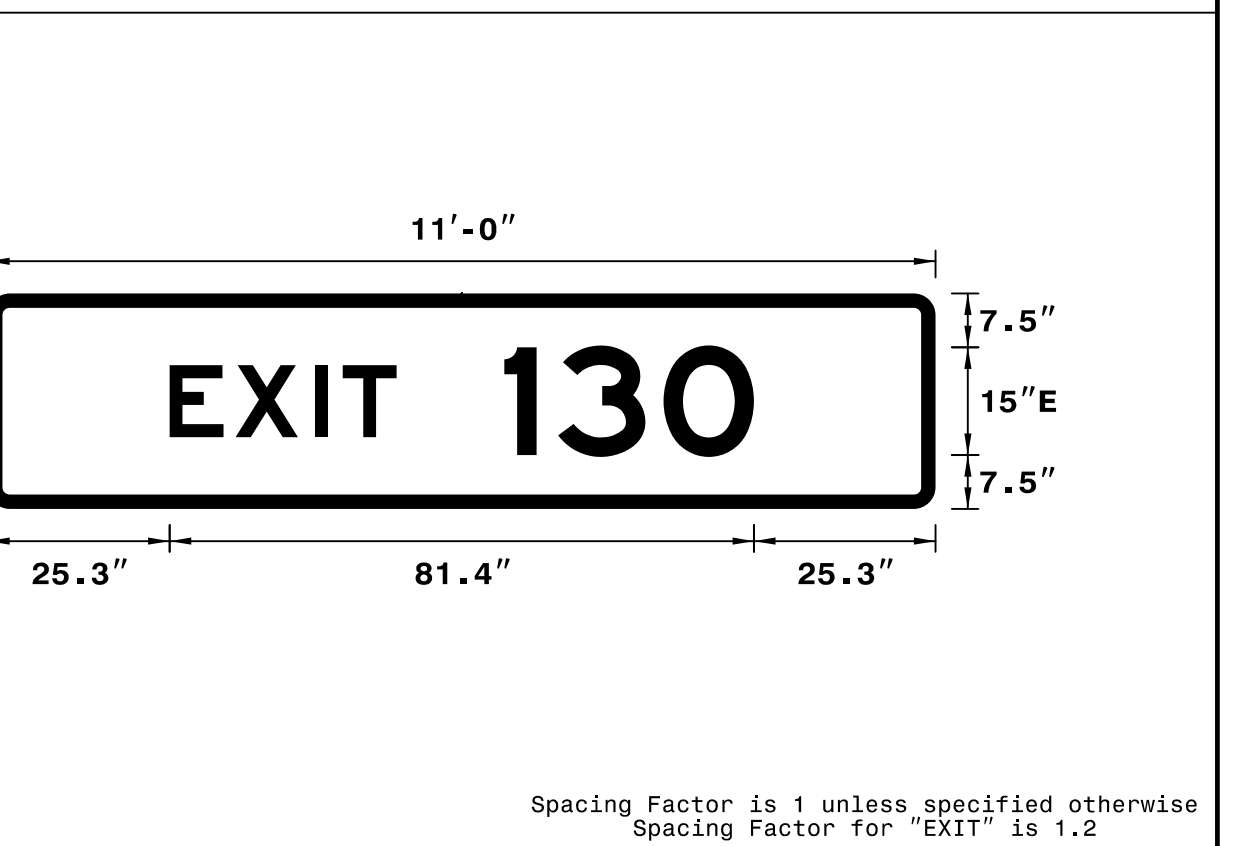
SIGN WIDTH: 11'-0"
 HEIGHT: 2'-6"
 TOTAL AREA: 27.5 Sq.Ft.

BORDER TYPE: FLUSH
 RECESS: 0"
 WIDTH: 2"
 RADII: 3"

MAT'L: 0.125" ALUMINUM

NO. Z BARS: 2
 LENGTH: 124.0

DESIGN BY: TRT CHECKED BY: ADK/CAJ
 PROJECT ID: R-2514D DIV: 02 DATE: October 2014



- NOTES:
- Legend and border shall be direct applied Grade C reflective sheeting.
 - Background shall be Grade C reflective sheeting.

LETTER POSITIONS

Letter spacings are to start of next letter													Series/Size
													Text Length
													E 2000
25.3	9.2	11.1	3.8	7.5	75.1								31.6
	1	3	0										E 2000
71.9	7.5	14.7	12.6	25.3									34.8

APPROVED: *Charles A. Johnson III*
DocuSigned by:
 Charles A. Johnson III
 7802A048C8CF4F3

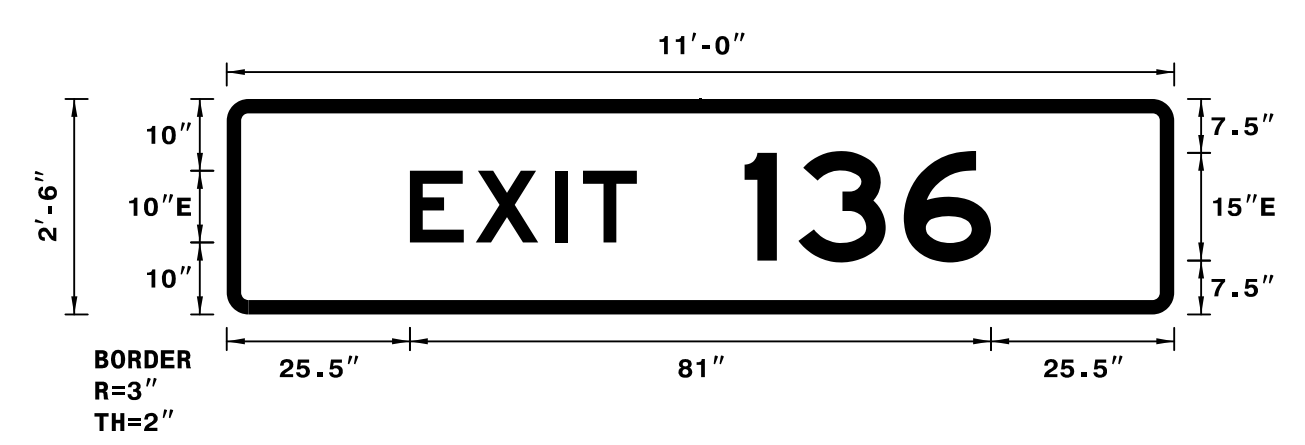
DATE: 2/2/2015



SIGN NUMBER: 104A,105A,106A, BACKG COLOR: Green
 TYPE: B
 QUANTITY: 6
 SIGN WIDTH: 11'-0"
 HEIGHT: 2'-6"
 TOTAL AREA: 27.5 Sq.Ft.
 BORDER TYPE: FLUSH
 RECESS: 0"
 WIDTH: 2"
 RADII: 3"
 NO. Z BARS: 2
 LENGTH: 124.0

DESIGN BY: TRT CHECKED BY: ADK/CAJ
 PROJECT ID: R-2514D DIV: 02 DATE: October 2014

SYMBOL	X	Y	WID	HT



NOTES:
 1. Legend and border shall be direct applied Grade C reflective sheeting.
 2. Background shall be Grade C reflective sheeting.

Spacing Factor is 1 unless specified otherwise
 Spacing Factor for "EXIT" is 1.2

LETTER POSITIONS


Letter spacings are to start of next letter

	E	X	I	T		Series/Size	
						Text Length	
	25.5	9.2	11.1	3.8	7.5	74.9	E 2000
							31.6
	1	3	6				E 2000
	72.1	7.5	14.7	12.2	25.5		34.4

SIGN NUMBER: 201A,202 BACKG COLOR: Green
 TYPE: A
 QUANTITY: 2
 SIGN WIDTH: 8'-0"
 HEIGHT: 5'-0"
 TOTAL AREA: 40.0 Sq.Ft.
 BORDER TYPE: FLUSH
 RECESS: 0"
 WIDTH: 1.5"
 RADII: 6"
 NO. Z BARS: 2
 LENGTH: 88.0

DESIGN BY: TRT CHECKED BY: ADK/CAJ
 PROJECT ID: R-2514D DIV: 02 DATE: October 2014

SYMBOL	X	Y	WID	HT
Type A Arrow	67	6	18.7	29.5



NOTES:
 1. Legend and border shall be direct applied Grade C reflective sheeting.
 2. Background shall be Grade C reflective sheeting.

Spacing Factor is 1 unless specified otherwise
 Spacing Factor for "EXIT" is 2.25

LETTER POSITIONS

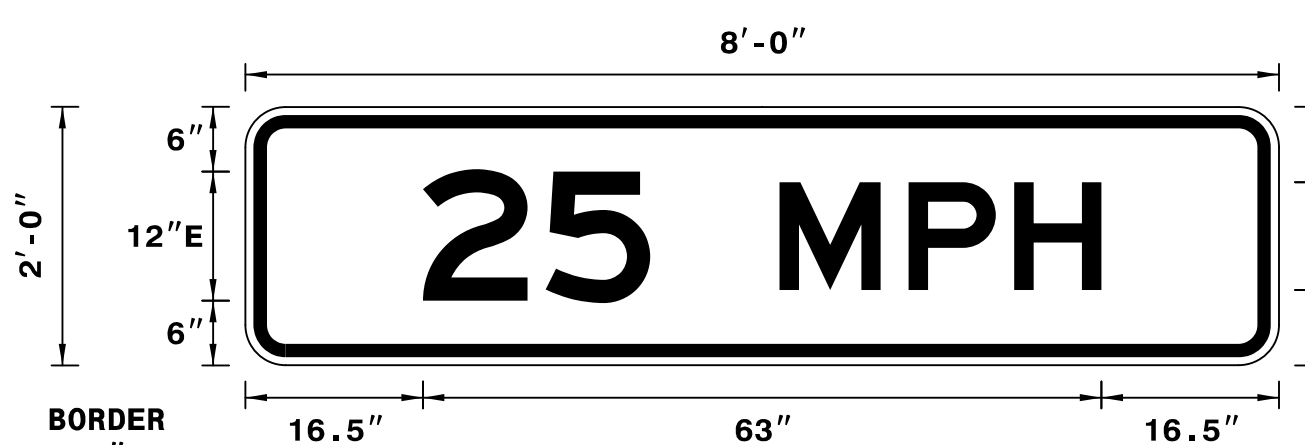
Letter spacings are to start of next letter

	E	X	I	T		Series/Size	
						Text Length	
	25.8	12.8	15.8	6.8	9	25.8	E 2000
							44.4
	1	3	0				E 2000
	12.7	9	17.6	15.1	41.5		41.8

SIGN NUMBER: 201B BACKG COLOR: Yellow
 TYPE: B
 QUANTITY: 1
 SIGN WIDTH: 8'-0"
 HEIGHT: 2'-0"
 TOTAL AREA: 16.0 Sq.Ft.
 BORDER TYPE: RECESSED
 RECESS: 0.75"
 WIDTH: 1.25"
 RADII: 3"
 NO. Z BARS: 2
 LENGTH: 88.0

DESIGN BY: TRT CHECKED BY: ADK/CAJ
 PROJECT ID: R-2514D DIV: 02 DATE: October 2014

SYMBOL	X	Y	WID	HT



NOTES:
 1. Legend and border shall be direct applied non-reflective sheeting.
 2. Background shall be Grade C reflective sheeting.

Spacing Factor is 1 unless specified otherwise

LETTER POSITIONS


Letter spacings are to start of next letter

	2	5	M	P	H		Series/Size		
							Text Length		
	16.5	11.4	9.7	12	12	9.8	8.1	16.5	E 2000
									63

SIGN NUMBER: 203 BACKG COLOR: Green
 TYPE: A
 QUANTITY: 1
 SIGN WIDTH: 8'-0"
 HEIGHT: 5'-0"
 TOTAL AREA: 40.0 Sq.Ft.
 BORDER TYPE: FLUSH
 RECESS: 0"
 WIDTH: 1.5"
 RADII: 6"
 NO. Z BARS: 2
 LENGTH: 88.0

DESIGN BY: TRT CHECKED BY: ADK/CAJ
 PROJECT ID: R-2514D DIV: 02 DATE: October 2014

SYMBOL	X	Y	WID	HT
Type A Arrow	67	6	18.7	29.5



NOTES:
 1. Legend and border shall be direct applied Grade C reflective sheeting.
 2. Background shall be Grade C reflective sheeting.


Spacing Factor is 1 unless specified otherwise
 Spacing Factor for "EXIT" is 2.25

LETTER POSITIONS

Letter spacings are to start of next letter

	E	X	I	T		Series/Size	
						Text Length	
	25.8	12.8	15.8	6.8	9	25.8	E 2000
							44.4
	1	3	6				E 2000
	13	9	17.6	14.6	41.8		41.2

APPROVED: *Charles A. Johnson III*
 DATE: 2/2/2015



SIGN NUMBER: 204
 TYPE: A
 QUANTITY: 1
 SIGN WIDTH: 6'-0"
 HEIGHT: 5'-0"
 TOTAL AREA: 30.0 Sq.Ft.
 BORDER TYPE: FLUSH
 RECESS: 0"
 WIDTH: 1.5"
 RADII: 6"
 NO. Z BARS: 2
 LENGTH: 64.0

BACKG COLOR: Green
 COPY COLOR: White

SYMBOL	X	Y	WID	HT
Type A Arrow	24.5	6	18.3	29.3

MAT'L: 0.125" ALUMINUM

DESIGN BY: TRT
 PROJECT ID: R-2514D
 CHECKED BY: ADK/CAJ
 DIV: 02
 DATE: October 2014



BORDER R=6" TH=1.5"
 Spacing Factor is 1 unless specified otherwise
 Spacing Factor for "EXIT" is 2.25

NOTES:
 1. Legend and border shall be direct applied Grade C reflective sheeting.
 2. Background shall be Grade C reflective sheeting.

LETTER POSITIONS

Letter spacings are to start of next letter

	E	X	I	T		Series/Size	
						Text Length	
	13.8	12.8	15.8	6.8	9	13.8	E 2000
							44.4

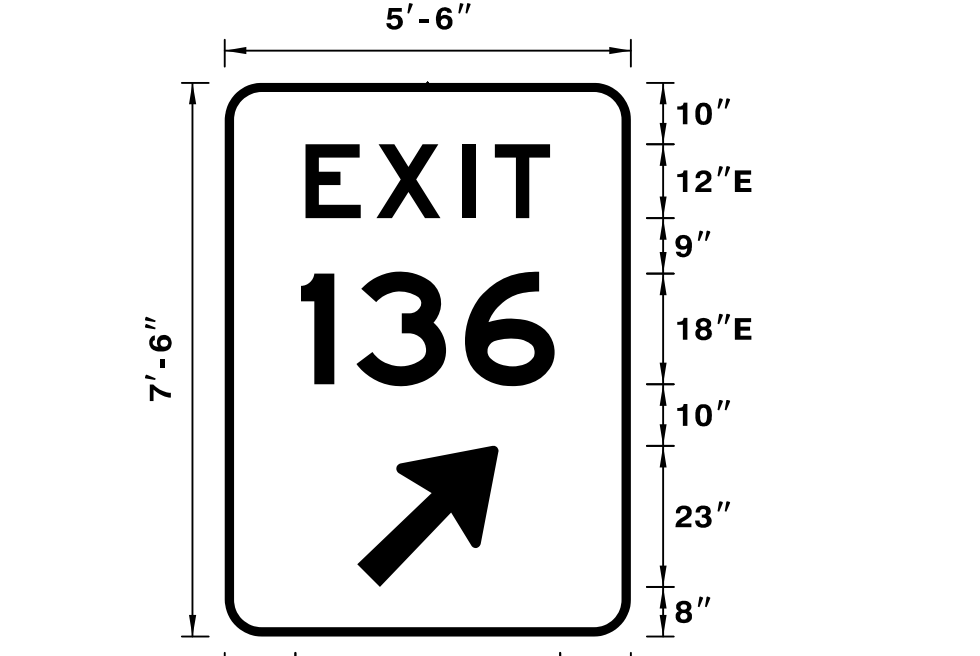
SIGN NUMBER: 205
 TYPE: A
 QUANTITY: 1
 SIGN WIDTH: 5'-6"
 HEIGHT: 7'-6"
 TOTAL AREA: 41.3 Sq.Ft.
 BORDER TYPE: FLUSH
 RECESS: 0"
 WIDTH: 1.5"
 RADII: 6"
 NO. Z BARS: 3
 LENGTH: 58.0

BACKG COLOR: Green
 COPY COLOR: White

SYMBOL	X	Y	WID	HT
Type A Arrow	21.5	8	18.7	29.5

MAT'L: 0.125" ALUMINUM

DESIGN BY: TRT
 PROJECT ID: R-2514D
 CHECKED BY: ADK/CAJ
 DIV: 02
 DATE: October 2014



BORDER R=6" TH=1.5"
 Spacing Factor is 1 unless specified otherwise
 Spacing Factor for "EXIT" is 2.25

NOTES:
 1. Legend and border shall be direct applied Grade C reflective sheeting.
 2. Background shall be Grade C reflective sheeting.

LETTER POSITIONS

Letter spacings are to start of next letter

	E	X	I	T		Series/Size	
						Text Length	
	13.1	11.5	14	5.2	9	13.1	E 2000
							39.8
							E 2000
							41.2

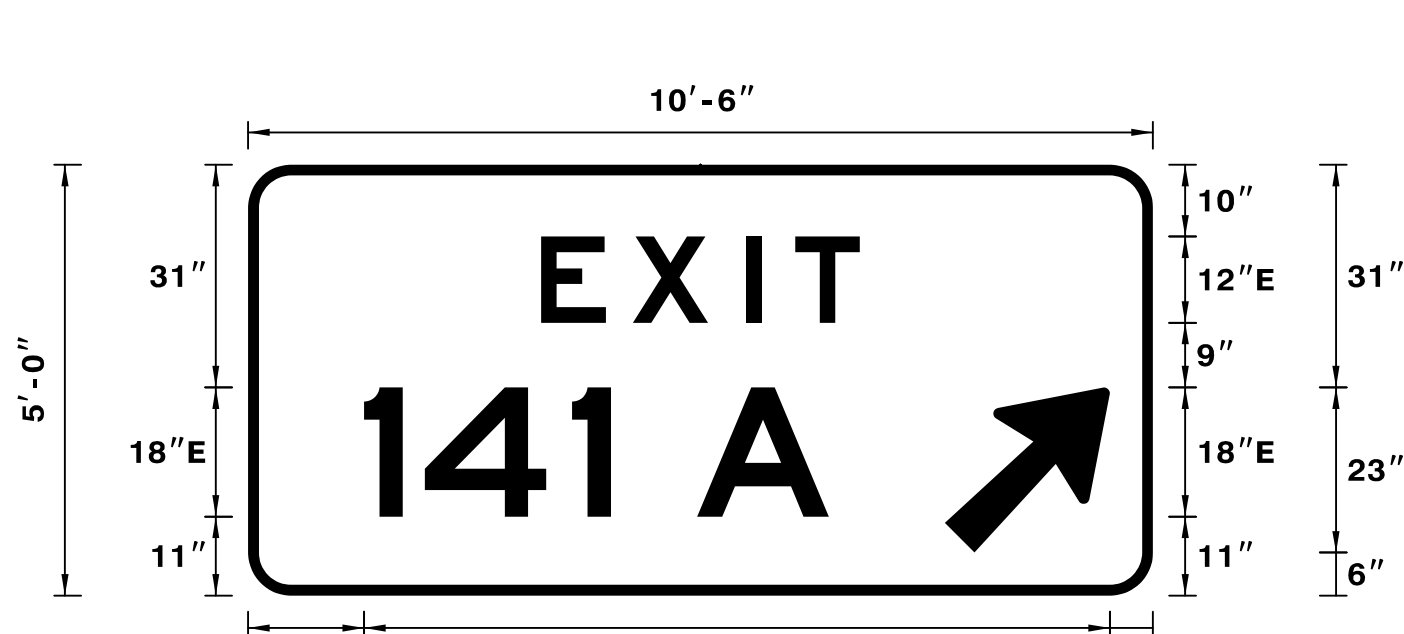
SIGN NUMBER: 206
 TYPE: A
 QUANTITY: 1
 SIGN WIDTH: 10'-6"
 HEIGHT: 5'-0"
 TOTAL AREA: 52.5 Sq.Ft.
 BORDER TYPE: FLUSH
 RECESS: 0"
 WIDTH: 1.5"
 RADII: 6"
 NO. Z BARS: 2
 LENGTH: 118.0

BACKG COLOR: Green
 COPY COLOR: White

SYMBOL	X	Y	WID	HT
Type A Arrow	97	6	18.3	29.3

MAT'L: 0.125" ALUMINUM

DESIGN BY: TRT
 PROJECT ID: R-2514D
 CHECKED BY: ADK/CAJ
 DIV: 02
 DATE: October 2014



BORDER R=6" TH=1.5"
 Spacing Factor is 1 unless specified otherwise
 Spacing Factor for "EXIT" is 2.25

NOTES:
 1. Legend and border shall be direct applied Grade C reflective sheeting.
 2. Background shall be Grade C reflective sheeting.

LETTER POSITIONS

Letter spacings are to start of next letter

	E	X	I	T		Series/Size	
						Text Length	
	40.8	12.8	15.8	6.8	9	40.8	E 2000
							44.4
							E 2000
							64.7

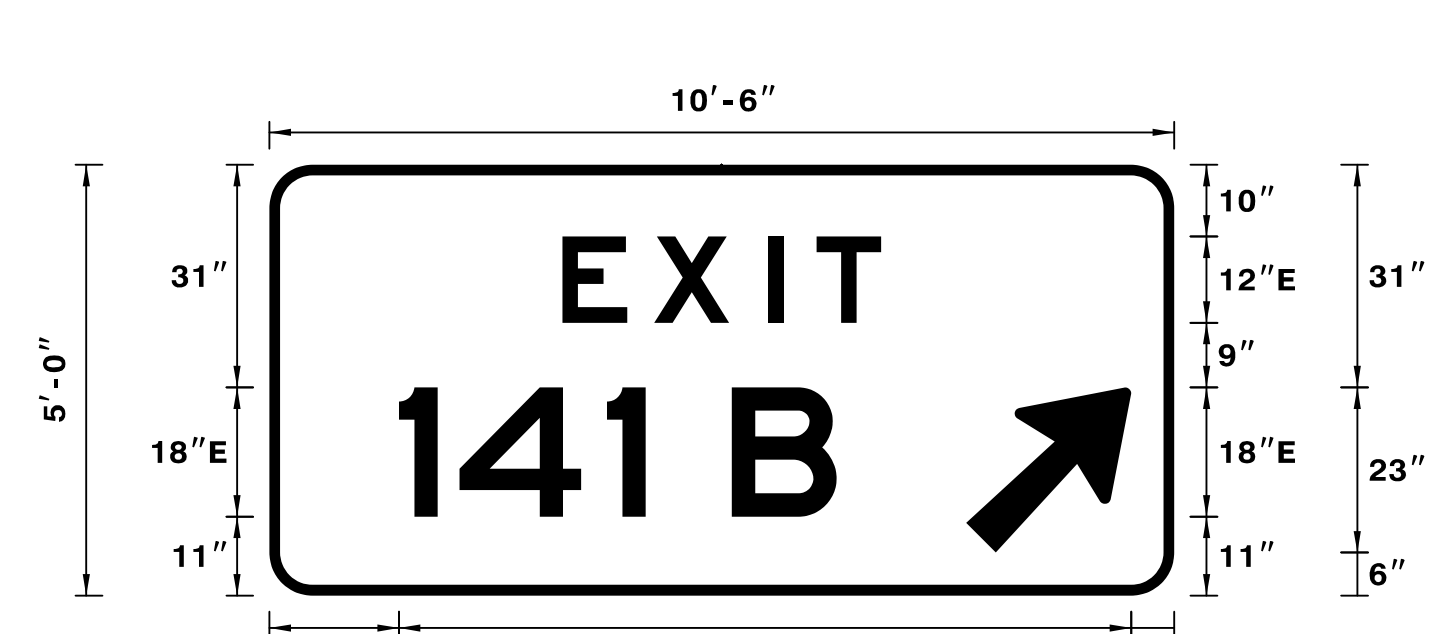
SIGN NUMBER: 207A
 TYPE: A
 QUANTITY: 1
 SIGN WIDTH: 10'-6"
 HEIGHT: 5'-0"
 TOTAL AREA: 52.5 Sq.Ft.
 BORDER TYPE: FLUSH
 RECESS: 0"
 WIDTH: 1.5"
 RADII: 6"
 NO. Z BARS: 2
 LENGTH: 118.0

BACKG COLOR: Green
 COPY COLOR: White

SYMBOL	X	Y	WID	HT
Type A Arrow	97	6	18.3	29.3

MAT'L: 0.125" ALUMINUM

DESIGN BY: TRT
 PROJECT ID: R-2514D
 CHECKED BY: ADK/CAJ
 DIV: 02
 DATE: October 2014



BORDER R=6" TH=1.5"
 Spacing Factor is 1 unless specified otherwise
 Spacing Factor for "EXIT" is 2.25


NOTES:
 1. Legend and border shall be direct applied Grade C reflective sheeting.
 2. Background shall be Grade C reflective sheeting.

LETTER POSITIONS

Letter spacings are to start of next letter

	E	X	I	T		Series/Size	
						Text Length	
	40.8	12.8	15.8	6.8	9	40.8	E 2000
							44.4
							E 2000
							61

APPROVED: Charles A. Johnson III
7802A0488CBFAFB
 DATE: 2/2/2015



SIGN NUMBER: 207B BACKG COLOR: Yellow
 TYPE: B COPY COLOR: Black
 QUANTITY: 1

SYMBOL	X	Y	WID	HT

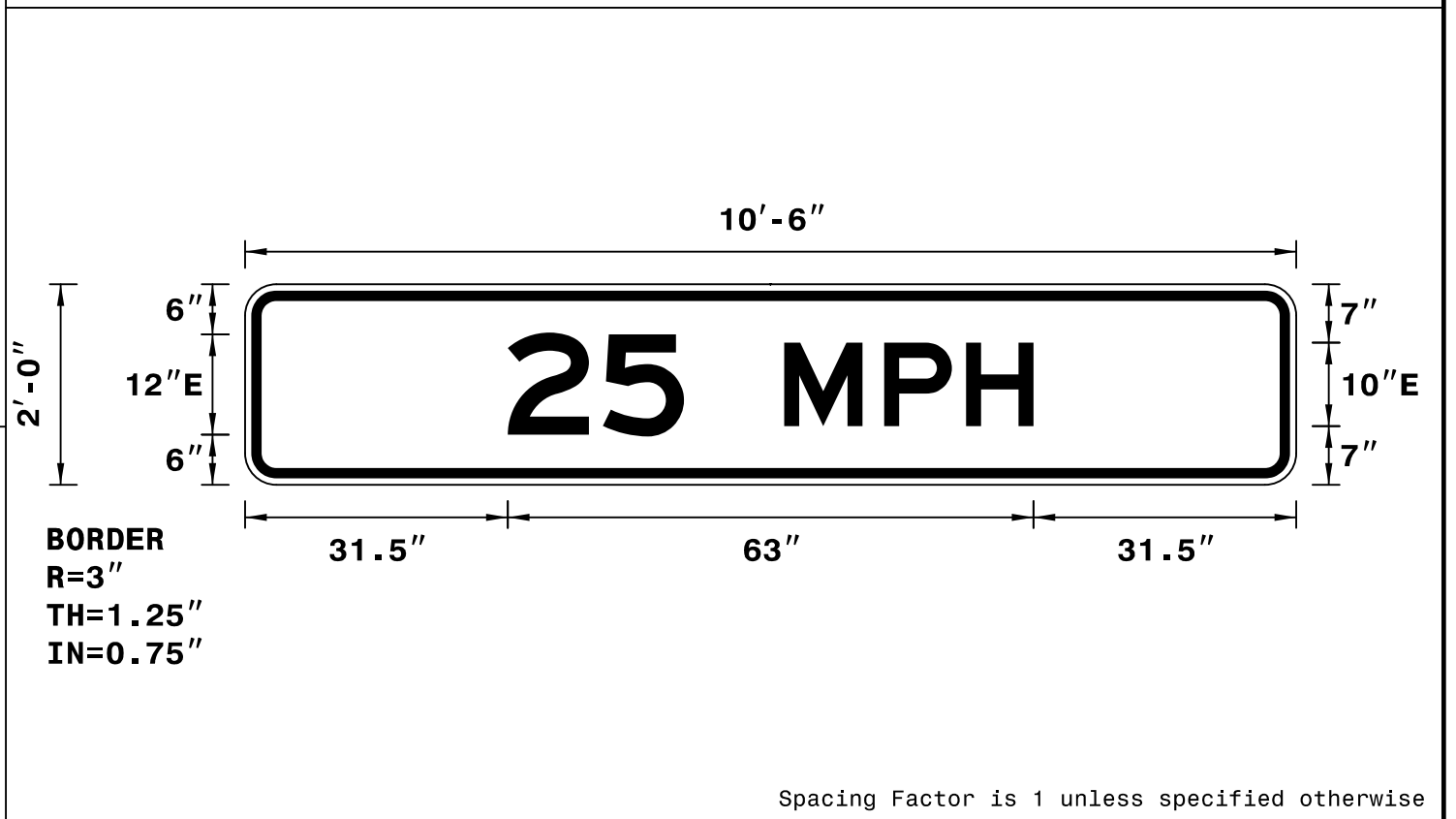
SIGN WIDTH: 10'-6"
 HEIGHT: 2'-0"
 TOTAL AREA: 21.0 Sq.Ft.

BORDER TYPE: RECESSED
 RECESS: 0.75"
 WIDTH: 1.25"
 RADII: 3"

MAT'L: 0.125" ALUMINUM

NO. Z BARS: 2
 LENGTH: 118.0

DESIGN BY: TRT CHECKED BY: ADK/CAJ
 PROJECT ID: R-2514D DIV: 02 DATE: October 2014



NOTES:
 1. Legend and border shall be direct applied non-reflective sheeting.
 2. Background shall be Grade C reflective sheeting.

LETTER POSITIONS

Letter spacings are to start of next letter											Series/Size	Text Length	
	2	5	M	P	H								
31.5	11.4	9.7	12	12	9.8	8.1	31.5						63

SIGN NUMBER: 301 BACKG COLOR: Green / Green
 TYPE: D COPY COLOR: White
 QUANTITY: 1

SYMBOL	X	Y	WID	HT
Type D Arrow	8	17.8	6	9
Type D Arrow	9.7	4.8	6	9

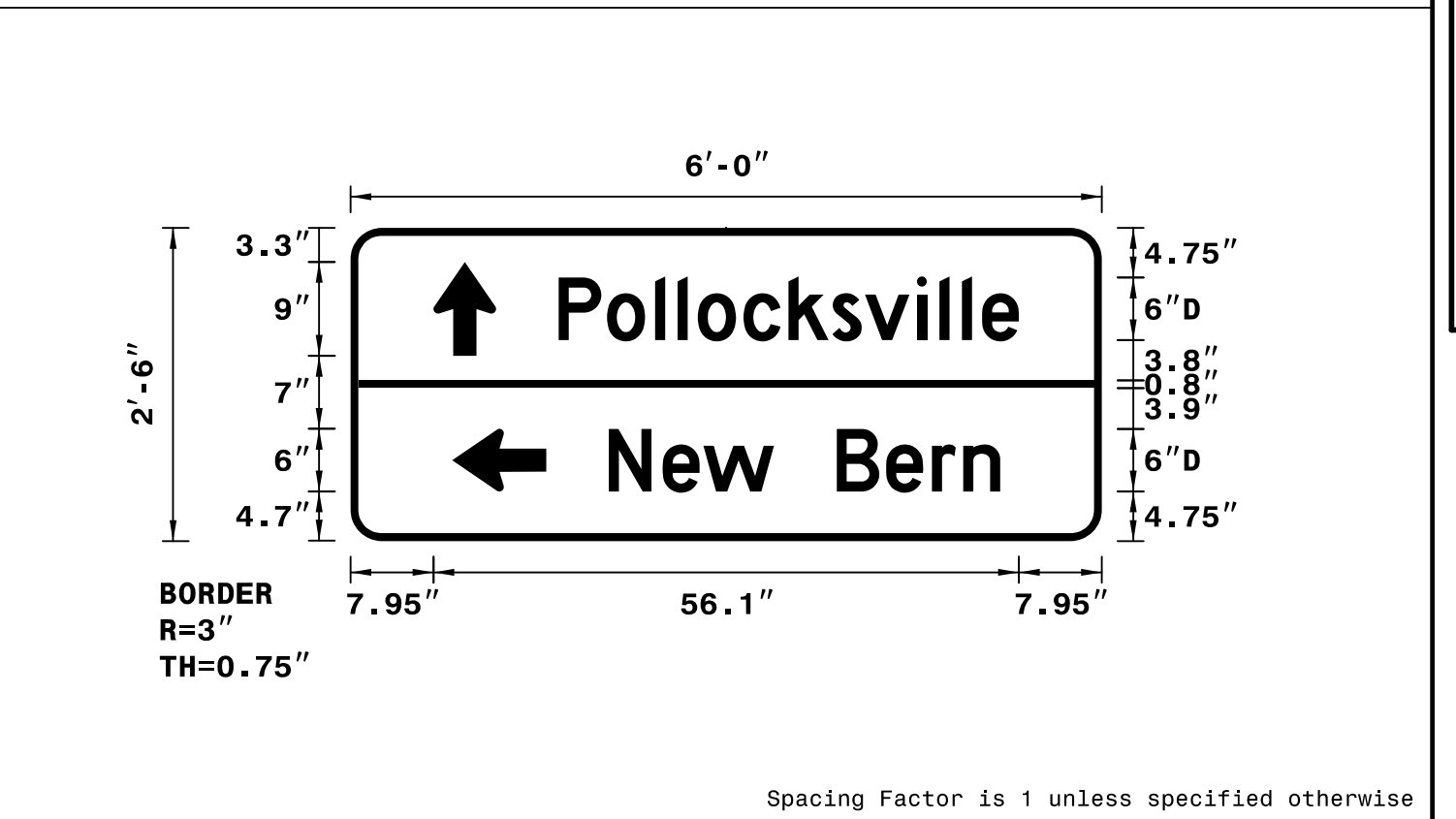
SIGN WIDTH: 6'-0"
 HEIGHT: 2'-6"
 TOTAL AREA: 15.0 Sq.Ft.

BORDER TYPE: FLUSH
 RECESS: 0"
 WIDTH: 0.75"
 RADII: 3"

MAT'L: 0.125" ALUMINUM

NO. Z BARS: N/A
 LENGTH: N/A

DESIGN BY: TRT CHECKED BY: ADK/CAJ
 PROJECT ID: R-2514D DIV: 02 DATE: October 2014



NOTES:
 1. Legend and border shall be direct applied Grade C reflective sheeting.
 2. Background shall be Grade C reflective sheeting.

LETTER POSITIONS

Letter spacings are to start of next letter														Series/Size	Text Length
	P	o	l	l	o	c	k	s	v	i	l	l	e		
20	4.6	4.6	2.2	1.9	4.4	4.3	4.2	3.1	5	2.2	2.2	1.9	3.5	8	44.1
24.8	5.2	3.9	6.8	6	4.7	4.4	3	3.5	9.7						37.5

SIGN NUMBER: 302 BACKG COLOR: Green
 TYPE: D COPY COLOR: White
 QUANTITY: 1

SYMBOL	X	Y	WID	HT
Type D Arrow	14.2	29.3	6	9
Type D Arrow	56.8	10.5	6	9

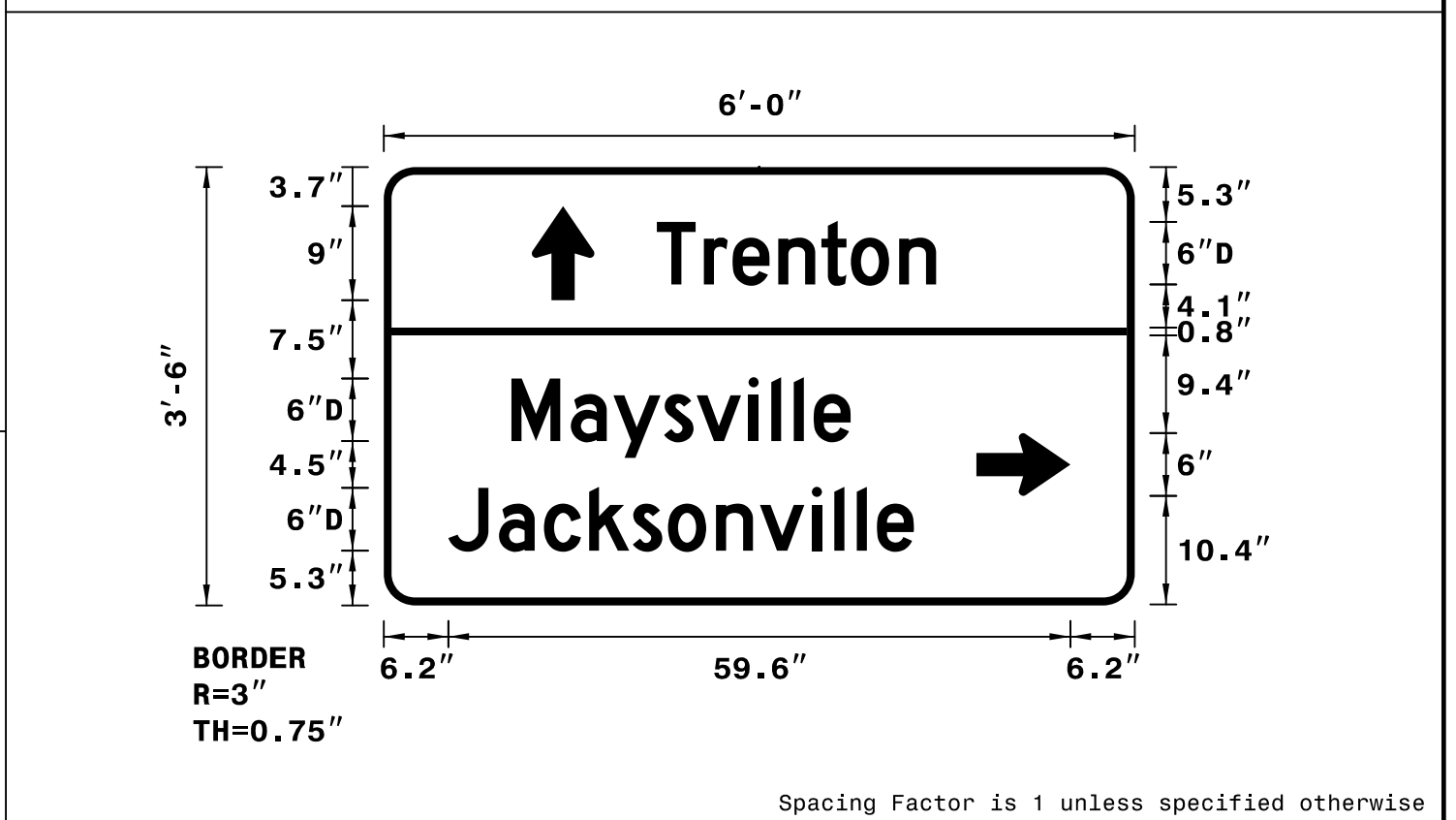
SIGN WIDTH: 6'-0"
 HEIGHT: 3'-6"
 TOTAL AREA: 21.0 Sq.Ft.

BORDER TYPE: FLUSH
 RECESS: 0"
 WIDTH: 0.75"
 RADII: 3"

MAT'L: 0.125" ALUMINUM

NO. Z BARS: N/A
 LENGTH: N/A

DESIGN BY: TRT CHECKED BY: ADK/CAJ
 PROJECT ID: R-2514D DIV: 02 DATE: December 2014



NOTES:
 1. Legend and border shall be direct applied Grade C reflective sheeting.
 2. Background shall be Grade C reflective sheeting.

LETTER POSITIONS

Letter spacings are to start of next letter											Series/Size	Text Length	
	T	r	e	n	t	o	n						
26.2	4.5	2.8	4.4	4.1	2.8	4.6	3.5	19.1					26.8
12.2	5.7	4.1	4.9	3.1	5	2.2	2.2	1.9	3.5	27.2			32.5
6.2	4.9	4.3	4.3	4.2	3.4	4.6	4.2	5	2.2	2.2	1.9	3.5	21.2

SIGN NUMBER: 303, 304 BACKG COLOR: Green / Green
 TYPE: D COPY COLOR: White
 QUANTITY: 2

SYMBOL	X	Y	WID	HT
Type D Arrow	6.4	19.2	6	9
Type D Arrow	47.9	4.9	6	9

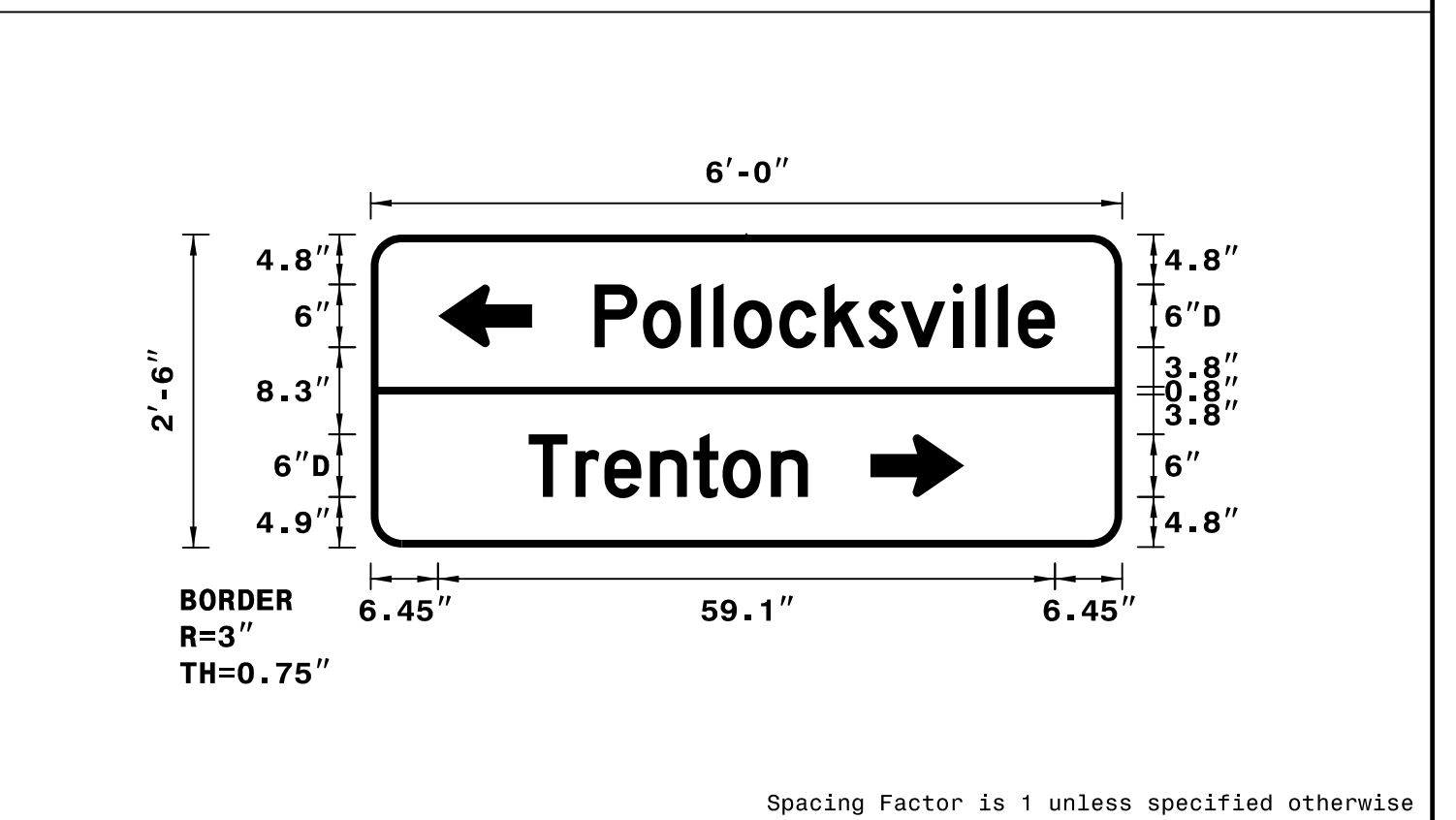
SIGN WIDTH: 6'-0"
 HEIGHT: 2'-6"
 TOTAL AREA: 15.0 Sq.Ft.

BORDER TYPE: FLUSH
 RECESS: 0"
 WIDTH: 0.75"
 RADII: 3"

MAT'L: 0.125" ALUMINUM

NO. Z BARS: N/A
 LENGTH: N/A



DESIGN BY: TRT CHECKED BY: ADK/CAJ
 PROJECT ID: R-2514D DIV: 02 DATE: June 2014



NOTES:
 1. Legend and border shall be direct applied Grade C reflective sheeting.
 2. Background shall be Grade C reflective sheeting.

LETTER POSITIONS

Letter spacings are to start of next letter														Series/Size	Text Length
	P	o	l	l	o	c	k	s	v	i	l	l	e		
21.5	4.6	4.6	2.2	1.9	4.4	4.3	4.2	3.1	5	2.2	2.2	1.9	3.5	6.4	44.1
15.1	4.5	2.8	4.4	4.1	2.8	4.6	3.5	30.1							26.8

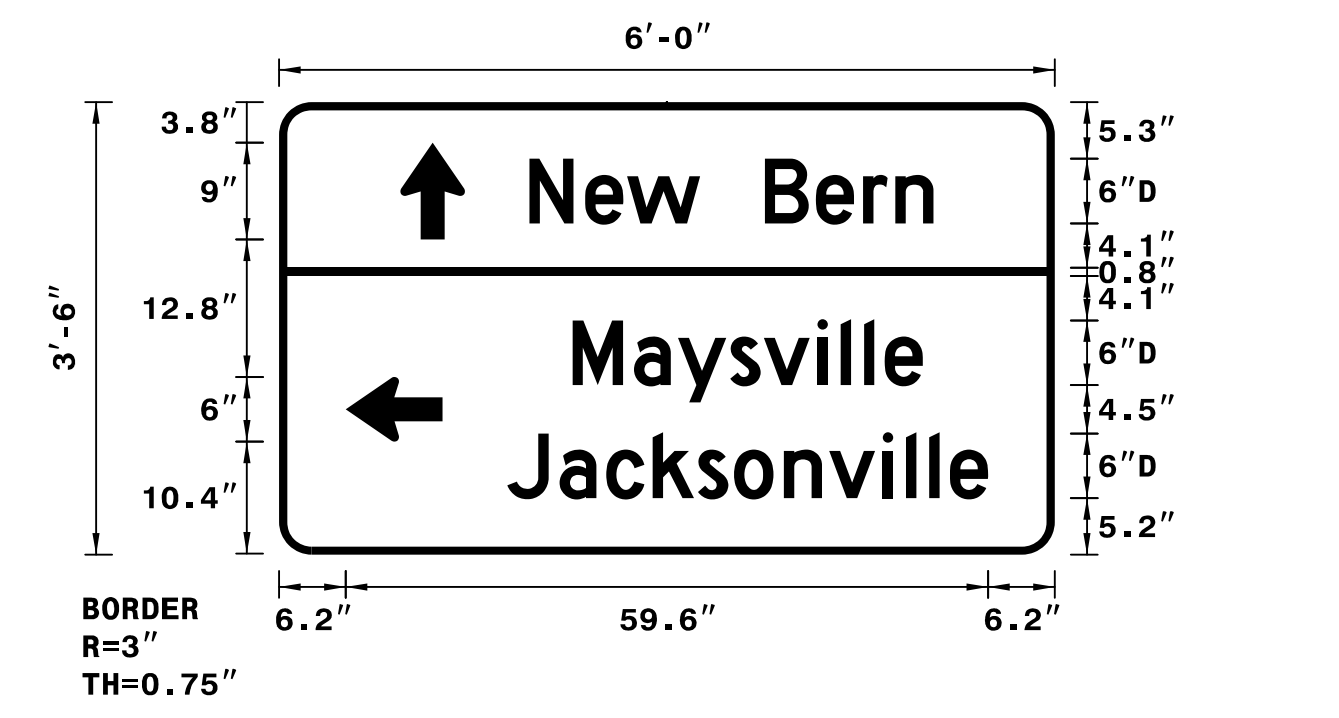
TIP NO. R-2514D	SHEET NO. SIGN-4H
APPROVED:  DocuSigned by: Charles A. Johnson III 7802AD468CBF4F...	
DATE: 2/2/2015	
SEAL	
	

SIGN NUMBER: 305
TYPE: D
QUANTITY: 1
SIGN WIDTH: 6'-0"
HEIGHT: 3'-6"
TOTAL AREA: 21.0 Sq.Ft.
BORDER TYPE: FLUSH
RECESS: 0"
WIDTH: 0.75"
RADIUS: 3"
NO. Z BARS: N/A
LENGTH: N/A

SYMBOL	X	Y	WID	HT
Type D Arrow	11.3	29.3	6	9
Type D Arrow	6.2	10.5	6	9

MAT'L: 0.125" ALUMINUM

DESIGN BY: TRT
PROJECT ID: R-2514D
CHECKED BY: ADK/CAJ
DIV: 02
DATE: December 2014



- NOTES:
- Legend and border shall be direct applied Grade C reflective sheeting.
 - Background shall be Grade C reflective sheeting.

LETTER POSITIONS

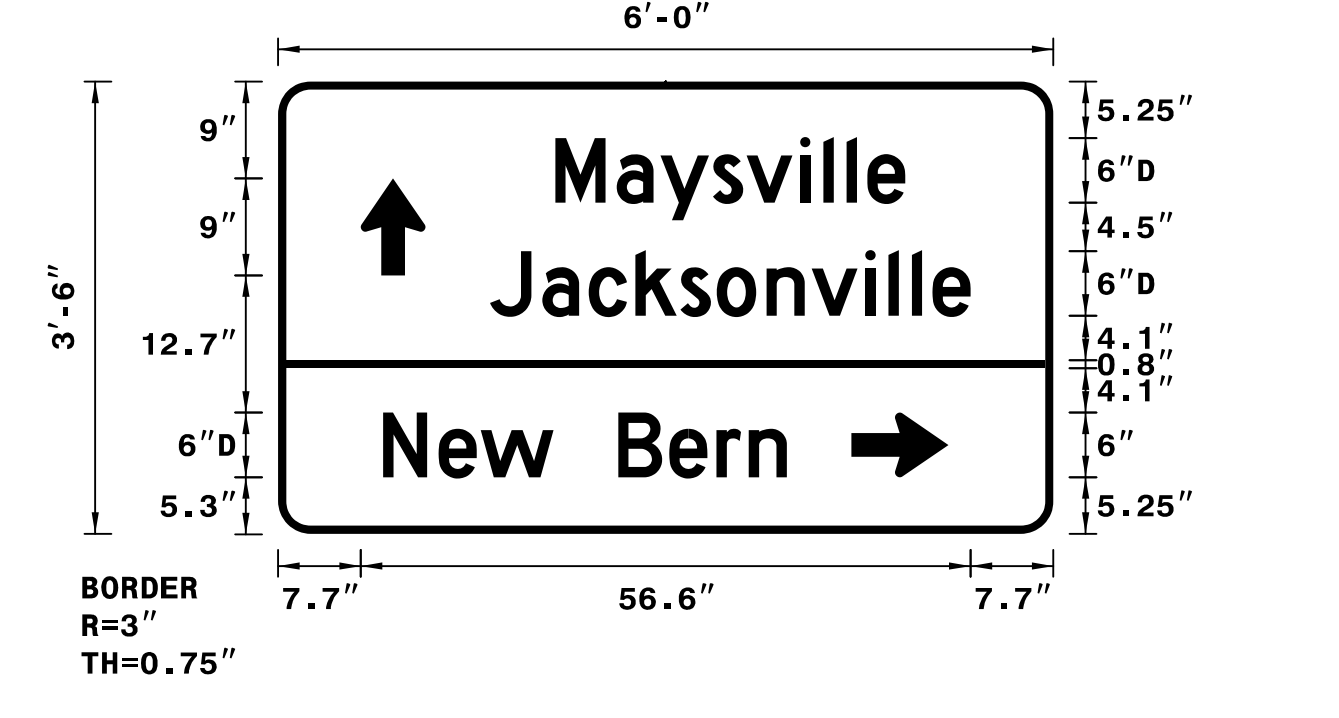
Letter spacings are to start of next letter											Series/Size			
											Text Length			
23.3	5.2	3.9	6.8	6	4.7	4.4	3	3.5	11.3		D 2000			
											37.5			
27.2	5.7	4.1	4.9	3.1	5	2.2	2.2	1.9	3.5	12.2	D 2000			
											32.5			
21.2	4.9	4.3	4.3	4.2	3.4	4.6	4.2	5	2.2	2.2	1.9	3.5	6.2	D 2000
											44.6			

SIGN NUMBER: 306
TYPE: D
QUANTITY: 1
SIGN WIDTH: 6'-0"
HEIGHT: 3'-6"
TOTAL AREA: 21.0 Sq.Ft.
BORDER TYPE: FLUSH
RECESS: 0"
WIDTH: 0.75"
RADIUS: 3"
NO. Z BARS: N/A
LENGTH: N/A

SYMBOL	X	Y	WID	HT
Type D Arrow	7.7	24	6	9
Type D Arrow	53.2	5.3	6	9

MAT'L: 0.125" ALUMINUM

DESIGN BY: TRT
PROJECT ID: R-2514D
CHECKED BY: ADK/CAJ
DIV: 02
DATE: December 2014



- NOTES:
- Legend and border shall be direct applied Grade C reflective sheeting.
 - Background shall be Grade C reflective sheeting.

LETTER POSITIONS

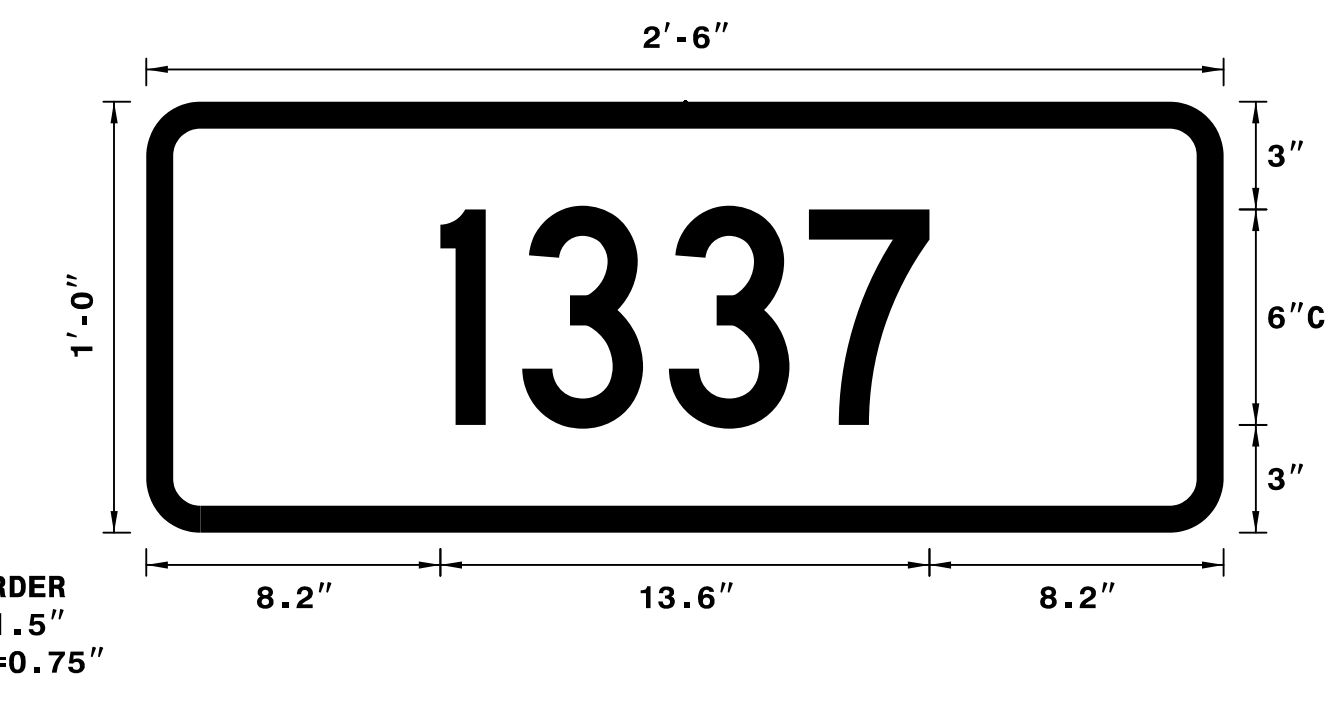
Letter spacings are to start of next letter														Series/Size
														Text Length
25.7	5.7	4.1	4.9	3.1	5	2.2	2.2	1.9	3.5	13.7				D 2000
														32.5
19.7	4.9	4.3	4.3	4.2	3.4	4.6	4.2	5	2.2	2.2	1.9	3.5	7.7	D 2000
														44.6
9.7	5.2	3.9	6.8	6	4.7	4.4	3	3.5	24.8					D 2000
														37.5

SIGN NUMBER: 307,312
TYPE: D
QUANTITY: 2
SIGN WIDTH: 2'-6"
HEIGHT: 1'-0"
TOTAL AREA: 2.5 Sq.Ft.
BORDER TYPE: FLUSH
RECESS: 0"
WIDTH: 0.75"
RADIUS: 1.5"
NO. Z BARS:
LENGTH:

SYMBOL	X	Y	WID	HT
--------	---	---	-----	----

MAT'L: 0.125" ALUMINUM

DESIGN BY: TRT
PROJECT ID: R-2514D
CHECKED BY: ADK/CAJ
DIV: 02
DATE: June 2014



- NOTES:
- Legend and border shall be direct applied Grade C reflective sheeting.
 - Background shall be Grade C reflective sheeting.
 - One wood support per sign.

LETTER POSITIONS

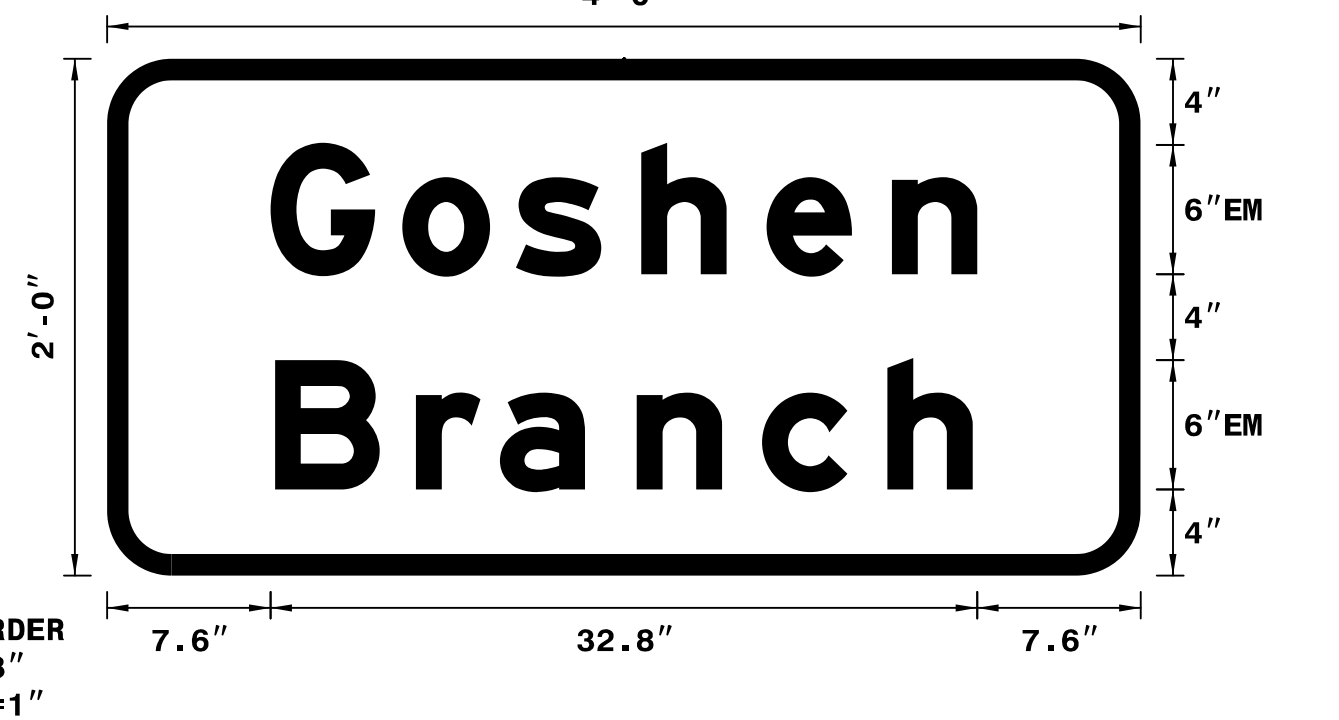
Letter spacings are to start of next letter							Series/Size
							Text Length
8.2	2.3	4.1	3.9	3.4	8.2		C 2000
							13.6

SIGN NUMBER: 308, 311
TYPE: D
QUANTITY: 2
SIGN WIDTH: 4'-0"
HEIGHT: 2'-0"
TOTAL AREA: 8.0 Sq.Ft.
BORDER TYPE: FLUSH
RECESS: 0"
WIDTH: 1"
RADIUS: 3"
NO. Z BARS: N/A
LENGTH: N/A

SYMBOL	X	Y	WID	HT
--------	---	---	-----	----

MAT'L: 0.125" ALUMINUM


DESIGN BY: TRT
PROJECT ID: R-2514D
CHECKED BY: ADK/CAJ
DIV: 02
DATE: October 2014



- NOTES:
- Legend and border shall be direct applied Grade C reflective sheeting.
 - Background shall be Grade C reflective sheeting.

LETTER POSITIONS

Letter spacings are to start of next letter										Series/Size
										Text Length
7.6	6.1	5.3	5.8	5.8	5.8	4	7.6			EM 2000
										32.8
7.8	6.5	3.9	6.4	5.8	5.8	4	7.8			EM 2000
										32.4

APPROVED: 
7802AD46BCB4FB

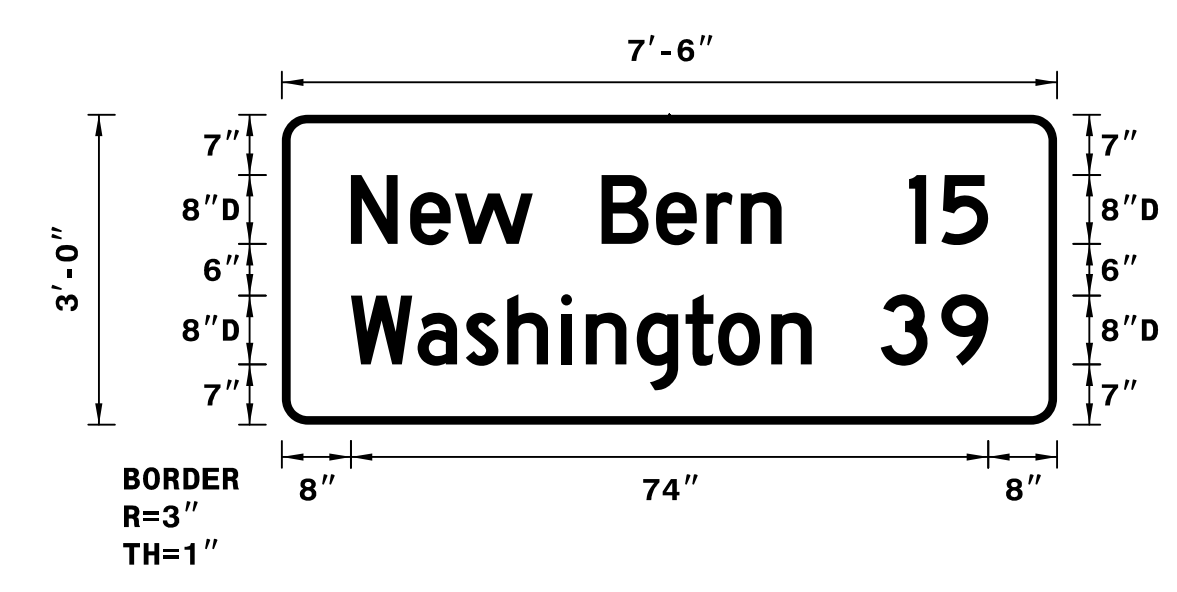
DATE: 2/2/2015



SIGN NUMBER: 309
 TYPE: D
 QUANTITY: 1
 SIGN WIDTH: 7'-6"
 HEIGHT: 3'-0"
 TOTAL AREA: 22.5 Sq.Ft.
 BORDER TYPE: FLUSH
 RECESS: 0"
 WIDTH: 1"
 RADII: 3"
 NO. Z BARS: N/A
 LENGTH: N/A

SYMBOL	X	Y	WID	HT

DESIGN BY: TRT
 PROJECT ID: R-2514D
 CHECKED BY: ADK/CAJ
 DIV: 02
 DATE: October 2014



NOTES:
 1. Legend and border shall be direct applied Grade C reflective sheeting.
 2. Background shall be Grade C reflective sheeting.

LETTER POSITIONS


Letter spacings are to start of next letter													Series/Size
													Text Length
													D 2000
	8	6.9	5.2	9	8	6.3	5.8	4	4.7	32			50
		1	5										D 2000
	72.8	3.8	5.4	8									9.2
													D 2000
		W	a	s	h	i	n	g	t	o	n		53.5
	8	7.8	5.6	4.8	6.2	2.9	5.9	5.7	3.8	6.2	4.7	28.5	D 2000
													D 2000
		3	9										12.5
	69.5	7	5.4	8									

Spacing Factor is 1 unless specified otherwise

SIGN NUMBER: 310, 313
 TYPE: D
 QUANTITY: 2
 SIGN WIDTH: 3'-6"
 HEIGHT: 2'-0"
 TOTAL AREA: 7.0 Sq.Ft.
 BORDER TYPE: FLUSH
 RECESS: 0"
 WIDTH: 1"
 RADII: 3"
 NO. Z BARS: N/A
 LENGTH: N/A

SYMBOL	X	Y	WID	HT

DESIGN BY: TRT
 PROJECT ID: R-2514D
 CHECKED BY: ADK/CAJ
 DIV: 02
 DATE: October 2014



NOTES:
 1. Legend and border shall be direct applied Grade C reflective sheeting.
 2. Background shall be Grade C reflective sheeting.

LETTER POSITIONS

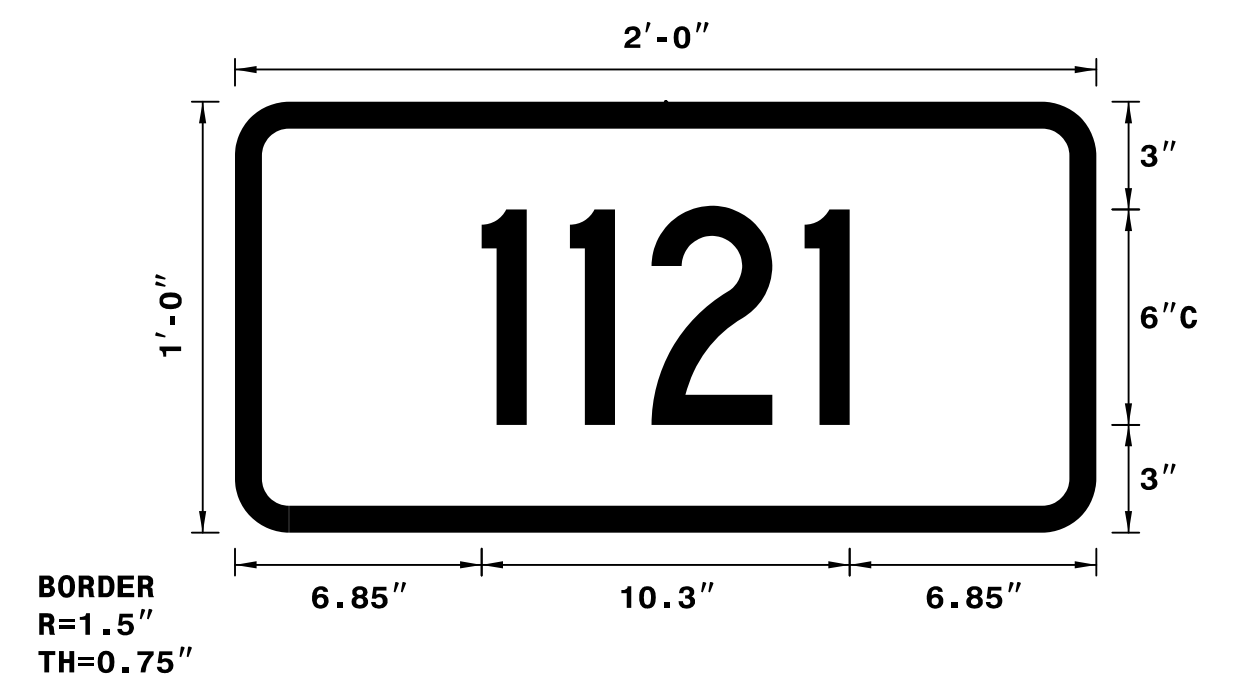
Letter spacings are to start of next letter													Series/Size
													Text Length
													EM 2000
		8.8	5.9	3.9	5.8	5.8	3.1	8.8					24.5
													EM 2000
			R	i	v	e	r						24.1
		9	6.5	2.9	5.8	5.8	3	9					

Spacing Factor is 1 unless specified otherwise

SIGN NUMBER: 314,315
 TYPE: D
 QUANTITY: 2
 SIGN WIDTH: 2'-0"
 HEIGHT: 1'-0"
 TOTAL AREA: 2.0 Sq.Ft.
 BORDER TYPE: FLUSH
 RECESS: 0"
 WIDTH: 0.75"
 RADII: 1.5"
 NO. Z BARS:
 LENGTH:

SYMBOL	X	Y	WID	HT

DESIGN BY: TRT
 PROJECT ID: R-2514D
 CHECKED BY: ADK/CAJ
 DIV: 02
 DATE: October 2014



NOTES:
 1. Legend and border shall be direct applied Grade C reflective sheeting.
 2. Background shall be Grade C reflective sheeting.
 3. One wood support per sign.

LETTER POSITIONS


Letter spacings are to start of next letter													Series/Size
													Text Length
													C 2000
		6.9	2.5	2.3	4.3	1.3	6.9						10.3

Spacing Factor is 1 unless specified otherwise

SIGN NUMBER: 316,317
 TYPE: D
 QUANTITY: 2
 SIGN WIDTH: 2'-6"
 HEIGHT: 1'-0"
 TOTAL AREA: 2.5 Sq.Ft.
 BORDER TYPE: FLUSH
 RECESS: 0"
 WIDTH: 0.75"
 RADII: 1.5"
 NO. Z BARS:
 LENGTH:

SYMBOL	X	Y	WID	HT

DESIGN BY: TRT
 PROJECT ID: R-2514D
 CHECKED BY: ADK/CAJ
 DIV: 02
 DATE: October 2014



NOTES:
 1. Legend and border shall be direct applied Grade C reflective sheeting.
 2. Background shall be Grade C reflective sheeting.
 3. One wood support per sign.

LETTER POSITIONS

Letter spacings are to start of next letter													Series/Size
													Text Length
													C 2000
		7.6	2.5	4.6	4.4	3.4	7.6						14.9

Spacing Factor is 1 unless specified otherwise

APPROVED: Charles A. Johnson III
DocuSigned by:
7802AD46C8F4F8

DATE: 2/2/2015

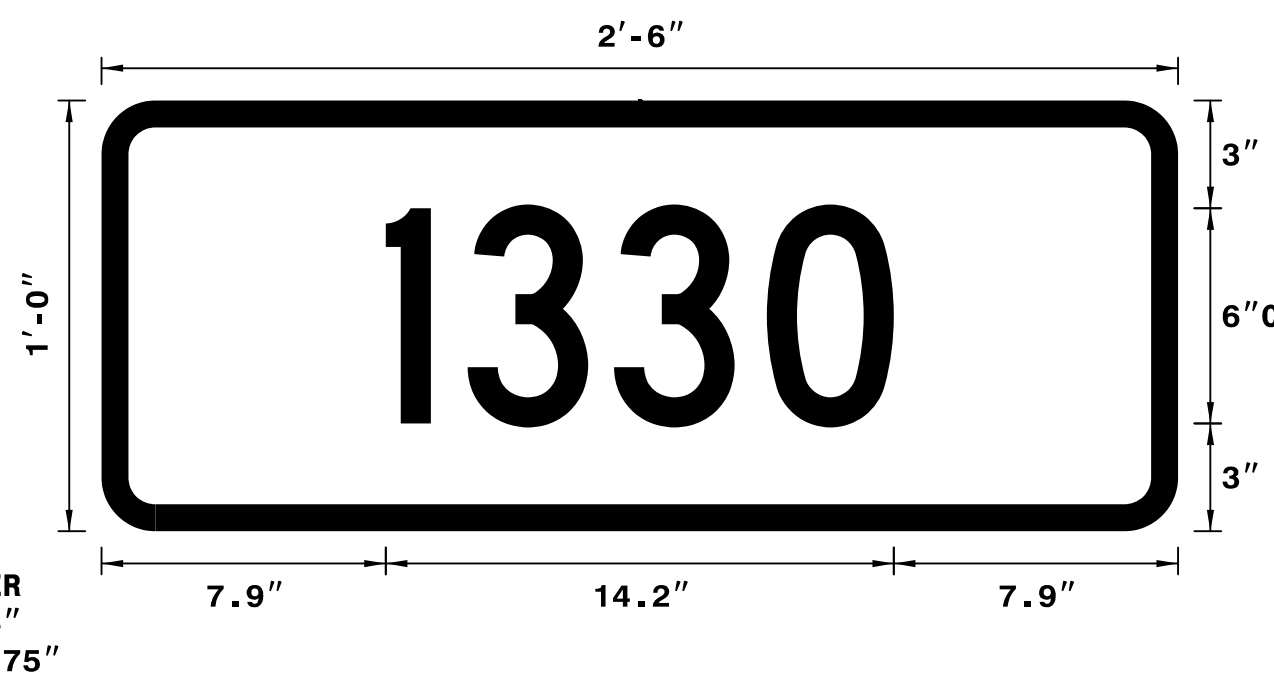
SEAL



SIGN NUMBER: 318,319
 TYPE: D
 QUANTITY: 2
 SIGN WIDTH: 2'-6"
 HEIGHT: 1'-0"
 TOTAL AREA: 2.5 Sq.Ft.
 BORDER TYPE: FLUSH
 RECESS: 0"
 WIDTH: 0.75"
 RADII: 1.5"
 NO. Z BARS: N/A
 LENGTH: N/A

SYMBOL	X	Y	WID	HT

DESIGN BY: TRT
 PROJECT ID: R-2514D
 CHECKED BY: ADK/CAJ
 DIV: 02
 DATE: October 2014



NOTES:
 1. Legend and border shall be direct applied Grade C reflective sheeting.
 2. Background shall be Grade C reflective sheeting.
 3. One wood support per sign.

LETTER POSITIONS

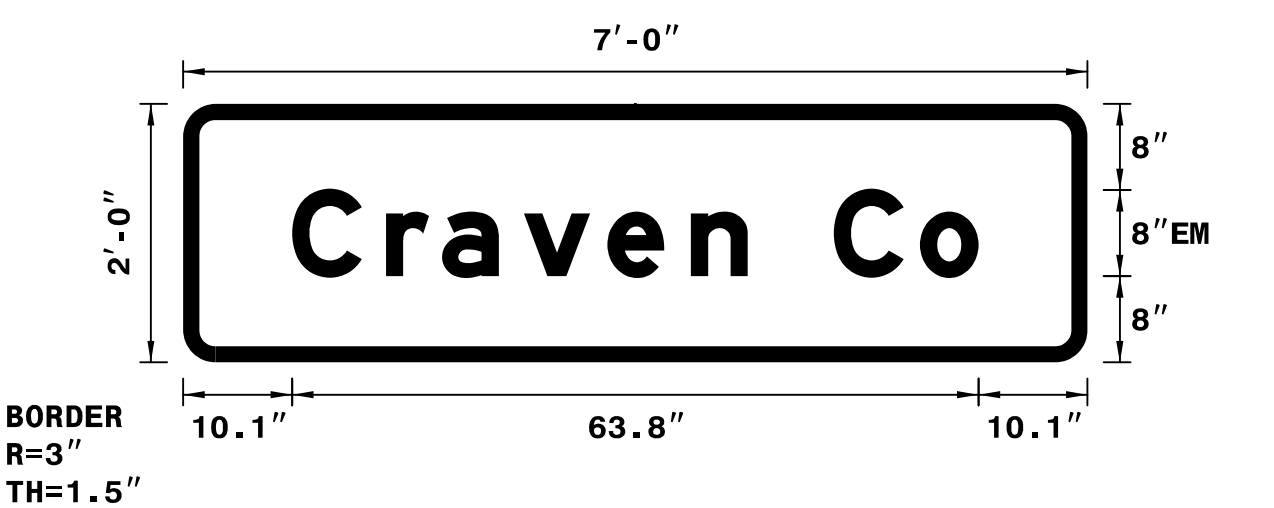
Letter spacings are to start of next letter											Series/Size
											Text Length
7.9	2.3	4.1	4.3	3.5	7.9						C 2000
											14.2

Spacing Factor is 1 unless specified otherwise

SIGN NUMBER: 321
 TYPE: D
 QUANTITY: 1
 SIGN WIDTH: 7'-0"
 HEIGHT: 2'-0"
 TOTAL AREA: 14.0 Sq.Ft.
 BORDER TYPE: FLUSH
 RECESS: 0"
 WIDTH: 1.5"
 RADII: 3"
 NO. Z BARS: N/A
 LENGTH: N/A

SYMBOL	X	Y	WID	HT

DESIGN BY: TRT
 PROJECT ID: R-2514D
 CHECKED BY: ADK/CAJ
 DIV: 02
 DATE: December 2014



NOTES:
 1. Legend and border shall be direct applied Grade C reflective sheeting.
 2. Background shall be Grade C reflective sheeting.

LETTER POSITIONS

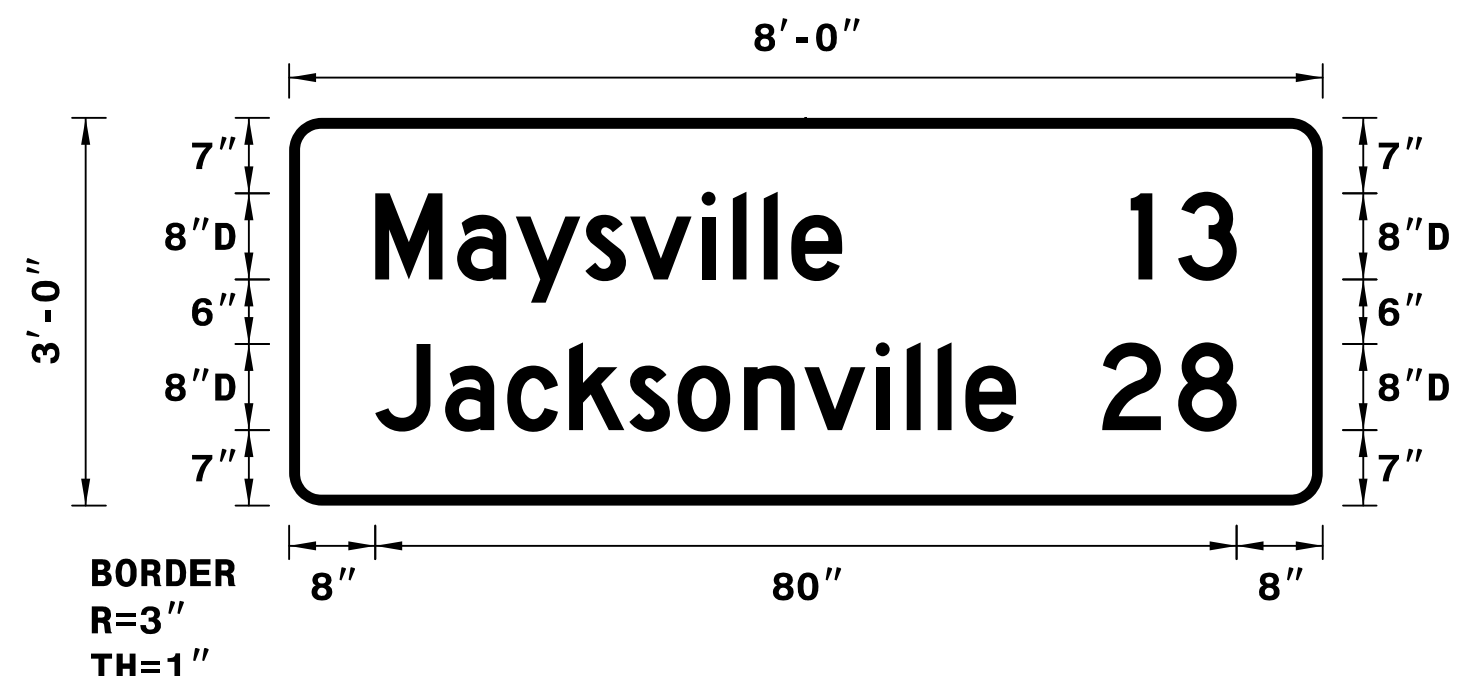
Letter spacings are to start of next letter											Series/Size
											Text Length
10.1	8.7	5.2	7.6	7.8	7.8	5.3	8	8	5.4	10.1	EM 2000
											63.8

Spacing Factor is 1 unless specified otherwise

SIGN NUMBER: 320
 TYPE: D
 QUANTITY: 1
 SIGN WIDTH: 8'-0"
 HEIGHT: 3'-0"
 TOTAL AREA: 24.0 Sq.Ft.
 BORDER TYPE: FLUSH
 RECESS: 0"
 WIDTH: 1"
 RADII: 3"
 NO. Z BARS: N/A
 LENGTH: N/A

SYMBOL	X	Y	WID	HT

DESIGN BY: TRT
 PROJECT ID: R-2514D
 CHECKED BY: ADK/CAJ
 DIV: 02
 DATE: October 2014



NOTES:
 1. Legend and border shall be direct applied Grade C reflective sheeting.
 2. Background shall be Grade C reflective sheeting.

LETTER POSITIONS

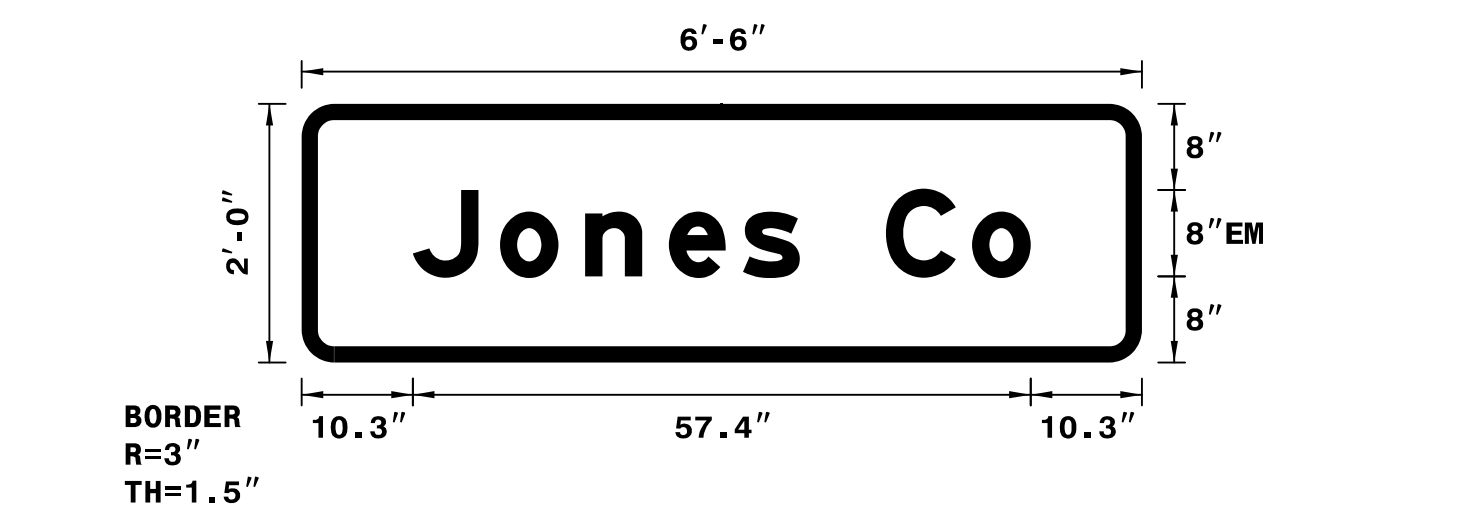
Letter spacings are to start of next letter														Series/Size
														Text Length
8	7.6	5.4	6.5	4.2	6.6	2.9	2.9	2.6	4.7	44.6				D 2000
														43.4
78.2	4.4	5.4	8											D 2000
														9.8
8	6.5	5.8	5.8	5.6	4.5	6.2	5.6	6.6	2.9	2.9	2.6	4.7	28.5	D 2000
														59.5
2	8													D 2000
														12.5

Spacing Factor is 1 unless specified otherwise

SIGN NUMBER: 322
 TYPE: D
 QUANTITY: 1
 SIGN WIDTH: 6'-6"
 HEIGHT: 2'-0"
 TOTAL AREA: 13.0 Sq.Ft.
 BORDER TYPE: FLUSH
 RECESS: 0"
 WIDTH: 1.5"
 RADII: 3"
 NO. Z BARS: N/A
 LENGTH: N/A

SYMBOL	X	Y	WID	HT

DESIGN BY: TRT
 PROJECT ID: R-2514D
 CHECKED BY: ADK/CAJ
 DIV: 02
 DATE: October 2014





NOTES:
 1. Legend and border shall be direct applied Grade C reflective sheeting.
 2. Background shall be Grade C reflective sheeting.

LETTER POSITIONS

Letter spacings are to start of next letter											Series/Size
											Text Length
10.3	8.1	7.9	7.8	6.9	5.3	8	8	5.4	10.3		EM 2000
											57.4

Spacing Factor is 1 unless specified otherwise

TIP NO. R-2514D	SHEET NO. SIGN-4K
APPROVED:  7802A046BCBF4FB	
DATE: 2/2/2015	
SEAL	
	

SIGN NUMBER: 323
TYPE: D
QUANTITY: 1

BACKG COLOR: Green
COPY COLOR: White

SYMBOL	X	Y	WID	HT

SIGN WIDTH: 8'-0"
HEIGHT: 3'-0"
TOTAL AREA: 24.0 Sq.Ft.

BORDER TYPE: FLUSH
RECESS: 0"
WIDTH: 1"
RADII: 3"

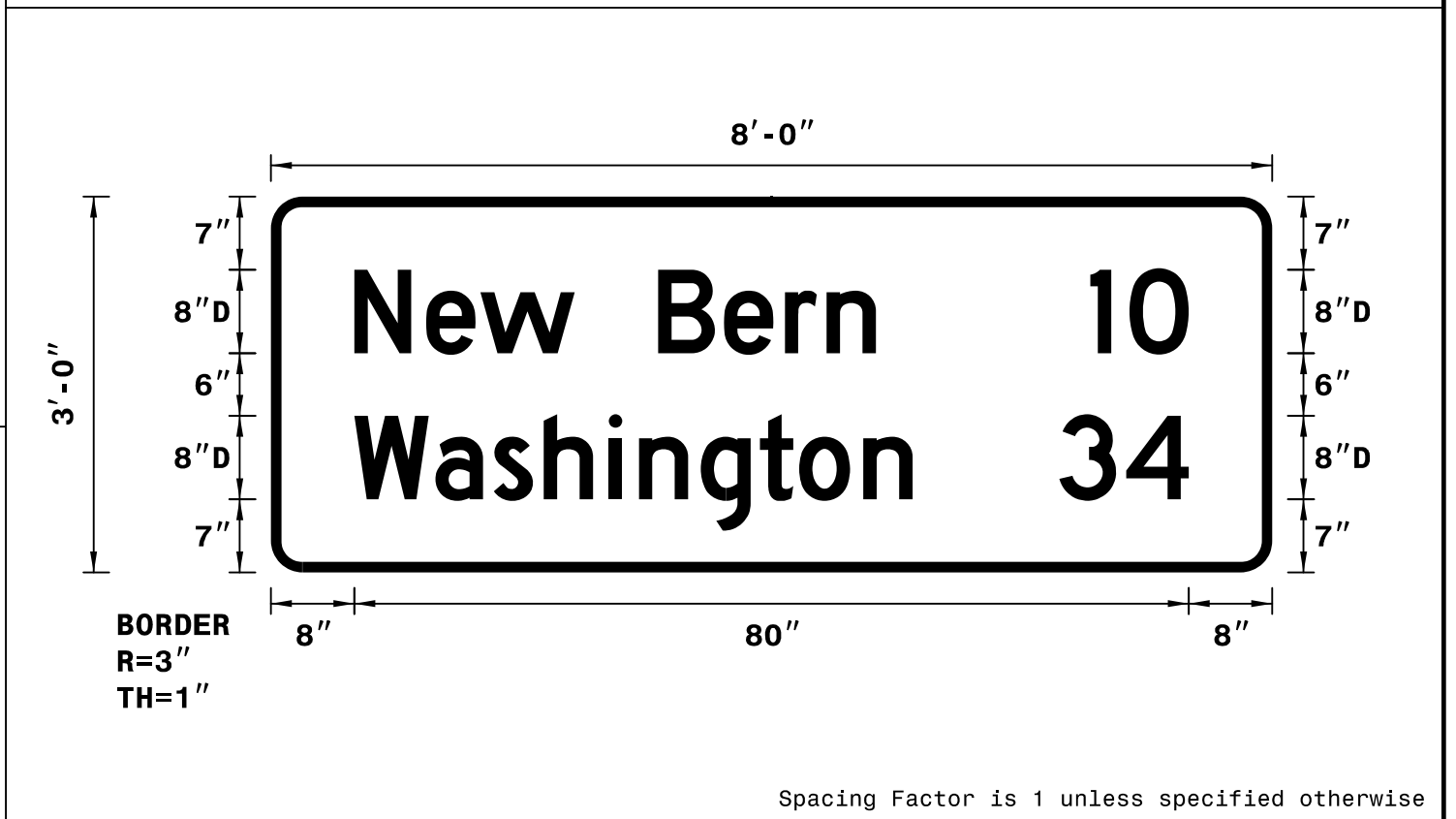
MAT'L: 0.125" ALUMINUM

NO. Z BARS: N/A
LENGTH: N/A

DESIGN BY: TRT
PROJECT ID: R-2514D

CHECKED BY: ADK/CAJ
DIV: 02

DATE: December 2014



NOTES:
1. Legend and border shall be direct applied Grade C reflective sheeting.
2. Background shall be Grade C reflective sheeting.

LETTER POSITIONS

Letter spacings are to start of next letter													Series/Size	Text Length
	N	e	w		B	e	r	n					D 2000	38
8	6.9	5.2	9	8	6.3	5.8	4	4.7	38				50	
	1	0											D 2000	
78.6	3.8	5.7	8										9.4	
	W	a	s	h	i	n	g	t	o	n			D 2000	34.5
8	7.8	5.6	4.8	6.2	2.9	5.9	5.7	3.8	6.2	4.7	34.5		53.5	
	3	4											D 2000	
75.6	6.4	6	8										12.4	

SIGN NUMBER: 324,325
TYPE: D
QUANTITY: 2

BACKG COLOR: Green
COPY COLOR: White

SYMBOL	X	Y	WID	HT

SIGN WIDTH: 3'-6"
HEIGHT: 2'-0"
TOTAL AREA: 7.0 Sq.Ft.

BORDER TYPE: FLUSH
RECESS: 0"
WIDTH: 1"
RADII: 3"

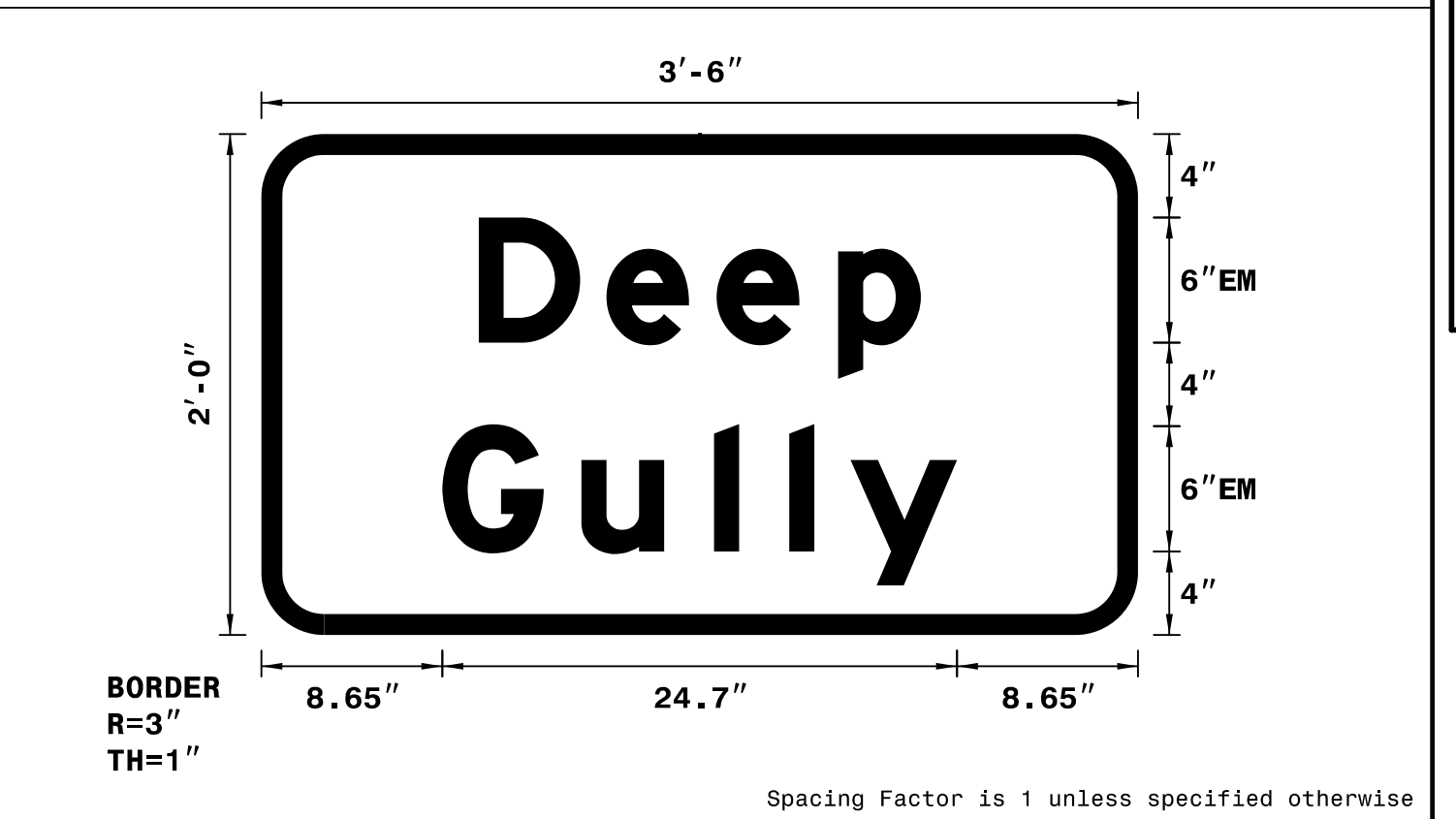
MAT'L: 0.125" ALUMINUM

NO. Z BARS: N/A
LENGTH: N/A

DESIGN BY: TRT
PROJECT ID: R-2514D

CHECKED BY: ADK/CAJ
DIV: 02

DATE: December 2014



NOTES:
1. Legend and border shall be direct applied Grade C reflective sheeting.
2. Background shall be Grade C reflective sheeting.

LETTER POSITIONS

Letter spacings are to start of next letter													Series/Size	Text Length
	D	e	e	p									EM 2000	21.2
10.4	6.1	5.3	5.8	4	10.4								21.2	
	G	u	l	l	y								EM 2000	24.7
8.7	6.7	6.4	3.6	2.9	5.1	8.7							24.7	

SIGN NUMBER: 326
TYPE: D
QUANTITY: 1

BACKG COLOR: Green
COPY COLOR: White

SYMBOL	X	Y	WID	HT
Type D Arrow	6.5	6	6	9

SIGN WIDTH: 6'-0"
HEIGHT: 1'-6"
TOTAL AREA: 9.0 Sq.Ft.

BORDER TYPE: FLUSH
RECESS: 0"
WIDTH: 0.75"
RADII: 3"

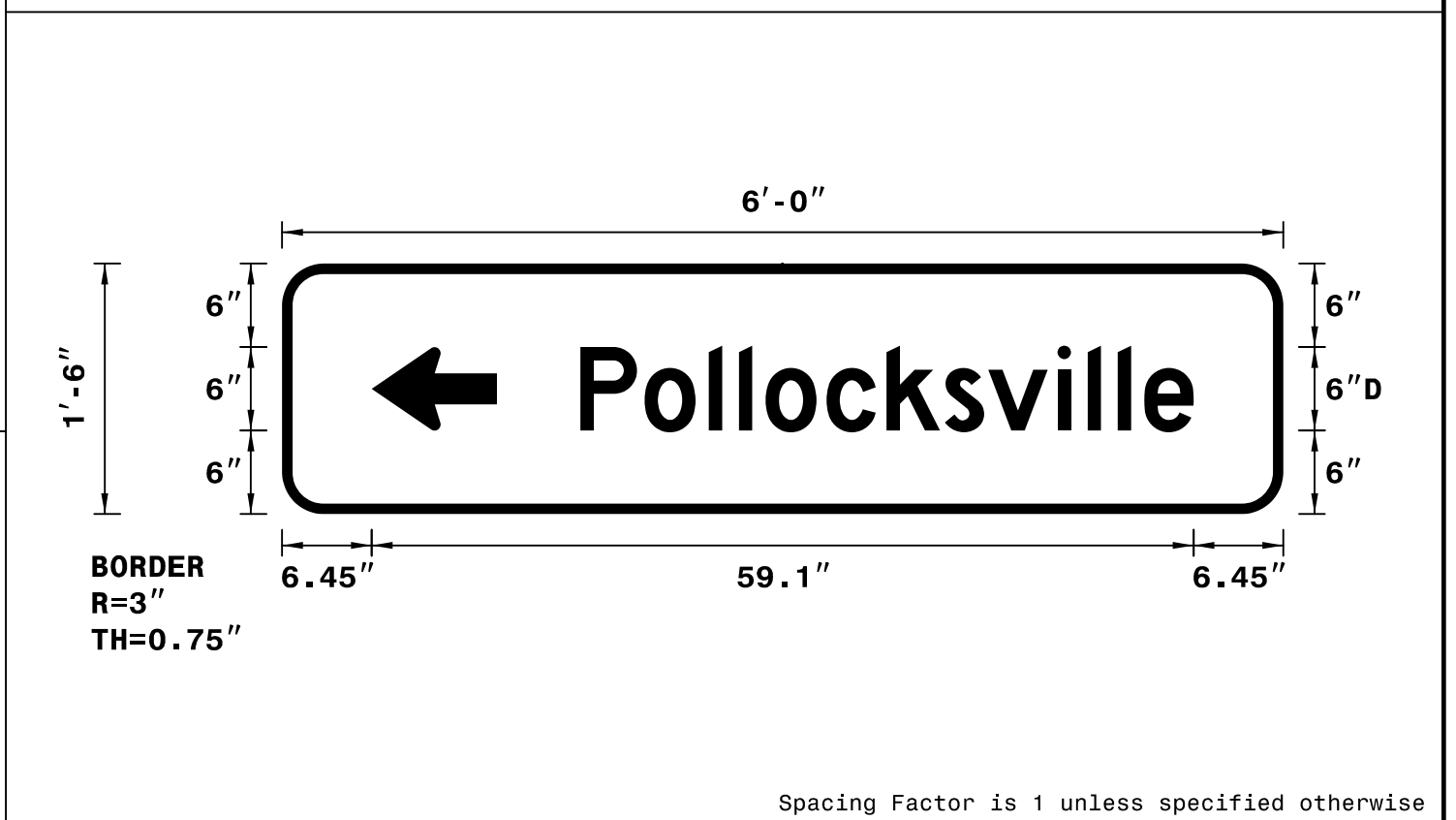
MAT'L: 0.125" ALUMINUM

NO. Z BARS: N/A
LENGTH: N/A

DESIGN BY: TRT
PROJECT ID: R-2514D

CHECKED BY: ADK/CAJ
DIV: 02

DATE: December 2014



NOTES:
1. Legend and border shall be direct applied Grade C reflective sheeting.
2. Background shall be Grade C reflective sheeting.

LETTER POSITIONS

Letter spacings are to start of next letter													Series/Size	Text Length		
	P	o	l	l	o	c	k	s	v	i	l	l	e	D 2000	44.1	
21.5	4.6	4.6	2.2	1.9	4.4	4.3	4.2	3.1	5	2.2	2.2	1.9	3.5	6.5	44.1	

SIGN NUMBER: 327
TYPE: D
QUANTITY: 1

BACKG COLOR: Green
COPY COLOR: White

SYMBOL	X	Y	WID	HT
Type D Arrow	6.8	9	6	9

SIGN WIDTH: 5'-6"
HEIGHT: 2'-0"
TOTAL AREA: 11.0 Sq.Ft.

BORDER TYPE: FLUSH
RECESS: 0"
WIDTH: 0.75"
RADII: 3"

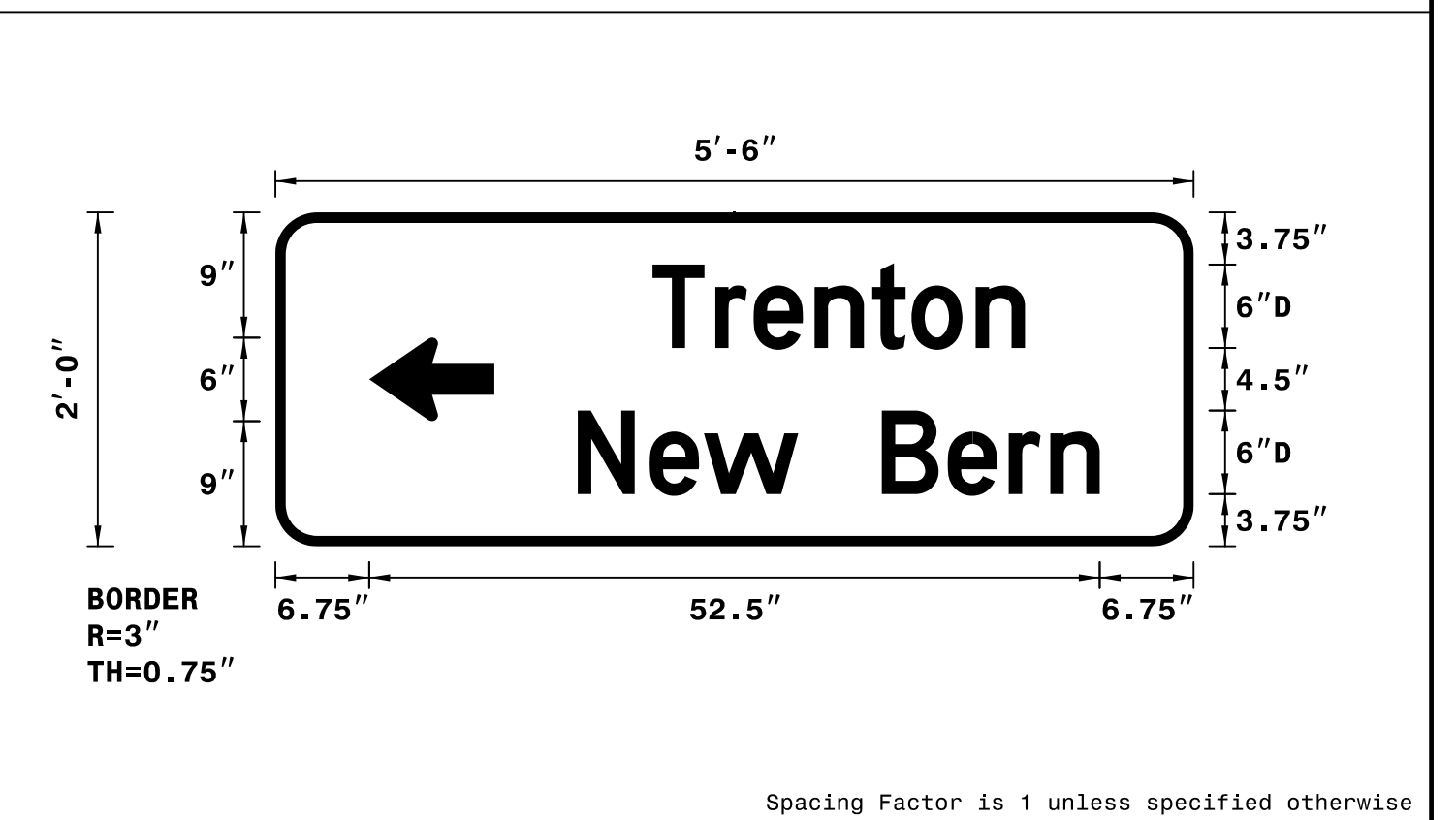
MAT'L: 0.125" ALUMINUM

NO. Z BARS: N/A
LENGTH: N/A

DESIGN BY: TRT
PROJECT ID: R-2514D

CHECKED BY: ADK/CAJ
DIV: 02



DATE: October 2014



NOTES:
1. Legend and border shall be direct applied Grade C reflective sheeting.
2. Background shall be Grade C reflective sheeting.

LETTER POSITIONS

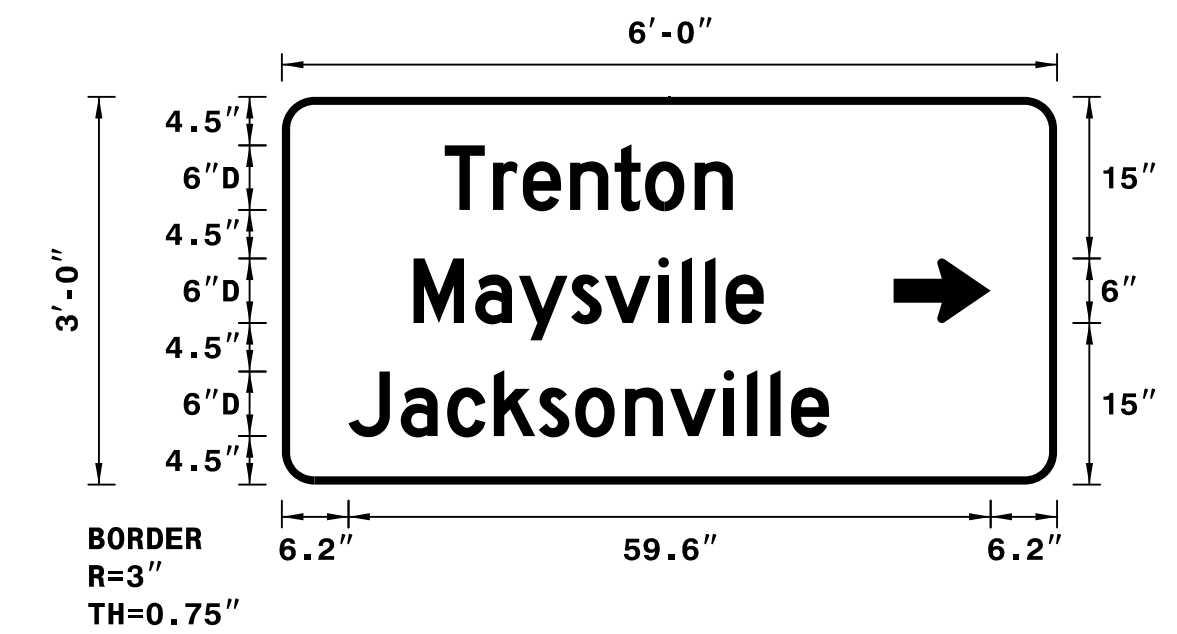
Letter spacings are to start of next letter													Series/Size	Text Length
	T	r	e	n	t	o	n						D 2000	26.8
27.1	4.5	2.8	4.4	4.1	2.8	4.6	3.5	12.1					26.8	
	N	e	w	B	e	r	n						D 2000	37.5
21.8	5.2	3.9	6.8	6	4.7	4.4	3	3.5	6.8				37.5	

TIP NO. R-2514D	SHEET NO. SIGN-4L
APPROVED: 	
DATE: 2/2/2015	
SEAL	
	

SIGN NUMBER: 328
 TYPE: D
 QUANTITY: 1
 SIGN WIDTH: 6'-0"
 HEIGHT: 3'-0"
 TOTAL AREA: 18.0 Sq.Ft.
 BORDER TYPE: FLUSH
 RECESS: 0"
 WIDTH: 0.75"
 RADII: 3"
 NO. Z BARS: N/A
 LENGTH: N/A

SYMBOL	X	Y	WID	HT
Type D Arrow	56.8	15	6	9

DESIGN BY: TRT
 PROJECT ID: R-2514D
 CHECKED BY: ADK/CAJ
 DIV: 02
 DATE: December 2014



- NOTES:
- Legend and border shall be direct applied Grade C reflective sheeting.
 - Background shall be Grade C reflective sheeting.

LETTER POSITIONS

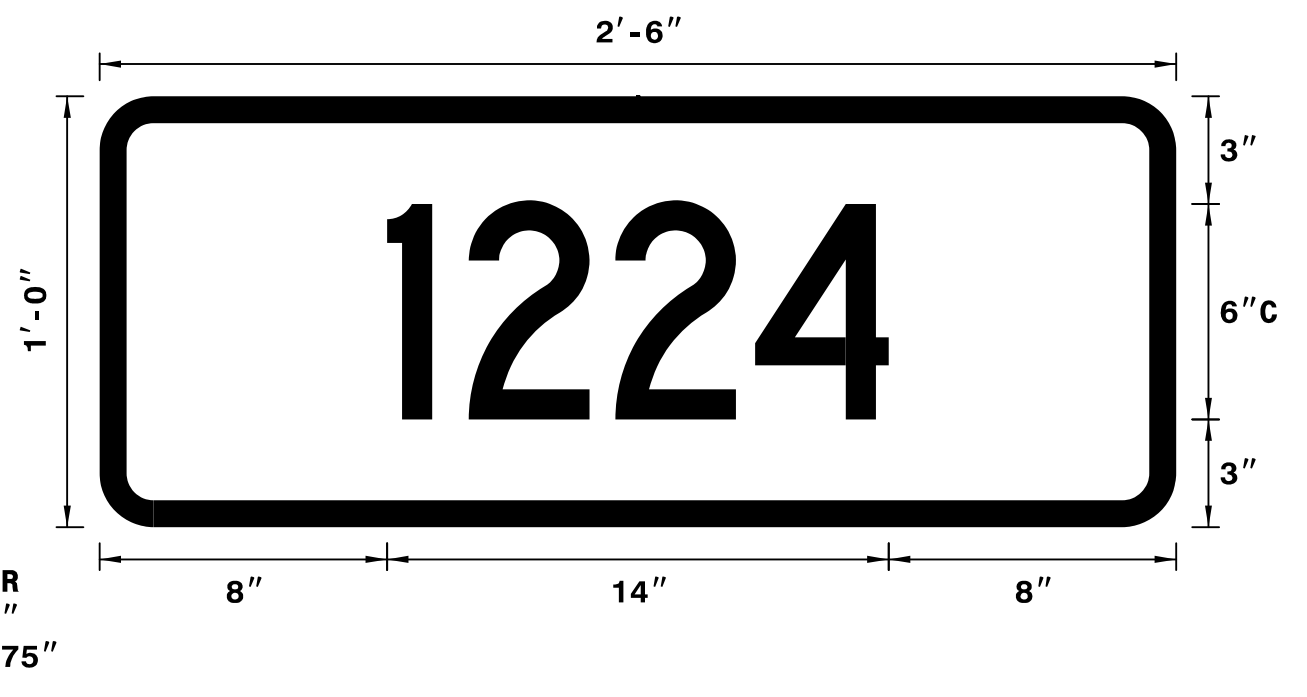
Letter spacings are to start of next letter

	T	r	e	n	t	o	n														Series/Size Text Length
	15.1	4.5	2.8	4.4	4.1	2.8	4.6	3.5	30.1												D 2000 26.8
		M	a	y	s	v	i	l	l	e											D 2000 32.5
	12.2	5.7	4.1	4.9	3.1	5	2.2	2.2	1.9	3.5	27.2										
		J	a	c	k	s	o	n	v	i	l	l	e								D 2000 44.6
	6.2	4.9	4.3	4.3	4.2	3.4	4.6	4.2	5	2.2	2.2	1.9	3.5	21.2							

SIGN NUMBER: 329,330
 TYPE: D
 QUANTITY: 2
 SIGN WIDTH: 2'-6"
 HEIGHT: 1'-0"
 TOTAL AREA: 2.5 Sq.Ft.
 BORDER TYPE: FLUSH
 RECESS: 0"
 WIDTH: 0.75"
 RADII: 1.5"
 NO. Z BARS: N/A
 LENGTH: N/A

SYMBOL	X	Y	WID	HT
--------	---	---	-----	----

DESIGN BY: TRT
 PROJECT ID: R-2514D
 CHECKED BY: ADK/CAJ
 DIV: 02
 DATE: December 2014



- NOTES:
- Legend and border shall be direct applied Grade C reflective sheeting.
 - Background shall be Grade C reflective sheeting.
 - One wood support per sign.

LETTER POSITIONS

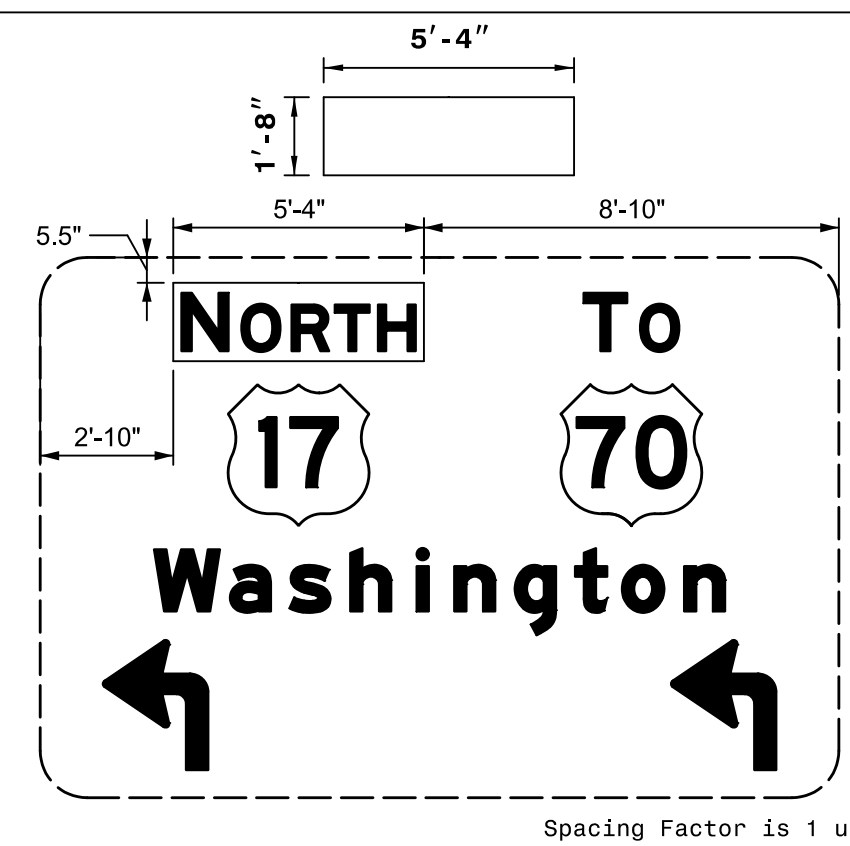
Letter spacings are to start of next letter

	1	2	2	4																	Series/Size Text Length
	8	2.3	4.1	3.9	3.7	8															C 2000 14

SIGN NUMBER: 601
 TYPE: OVERLAY (OVHD)
 QUANTITY: 1
 SIGN WIDTH: 5'-4"
 HEIGHT: 1'-8"
 TOTAL AREA: 8.9 Sq.Ft.
 BORDER TYPE: N/A
 RECESS: N/A
 WIDTH: N/A
 RADII: N/A
 NO. Z BARS: N/A
 LENGTH: N/A

SYMBOL	X	Y	WID	HT
--------	---	---	-----	----

DESIGN BY: TRT
 PROJECT ID: R-2514D
 CHECKED BY: ADK/CAJ
 DIV: 02
 DATE: October 2014



- NOTE:
- Background shall be Grade C reflective sheeting.

LETTER POSITIONS

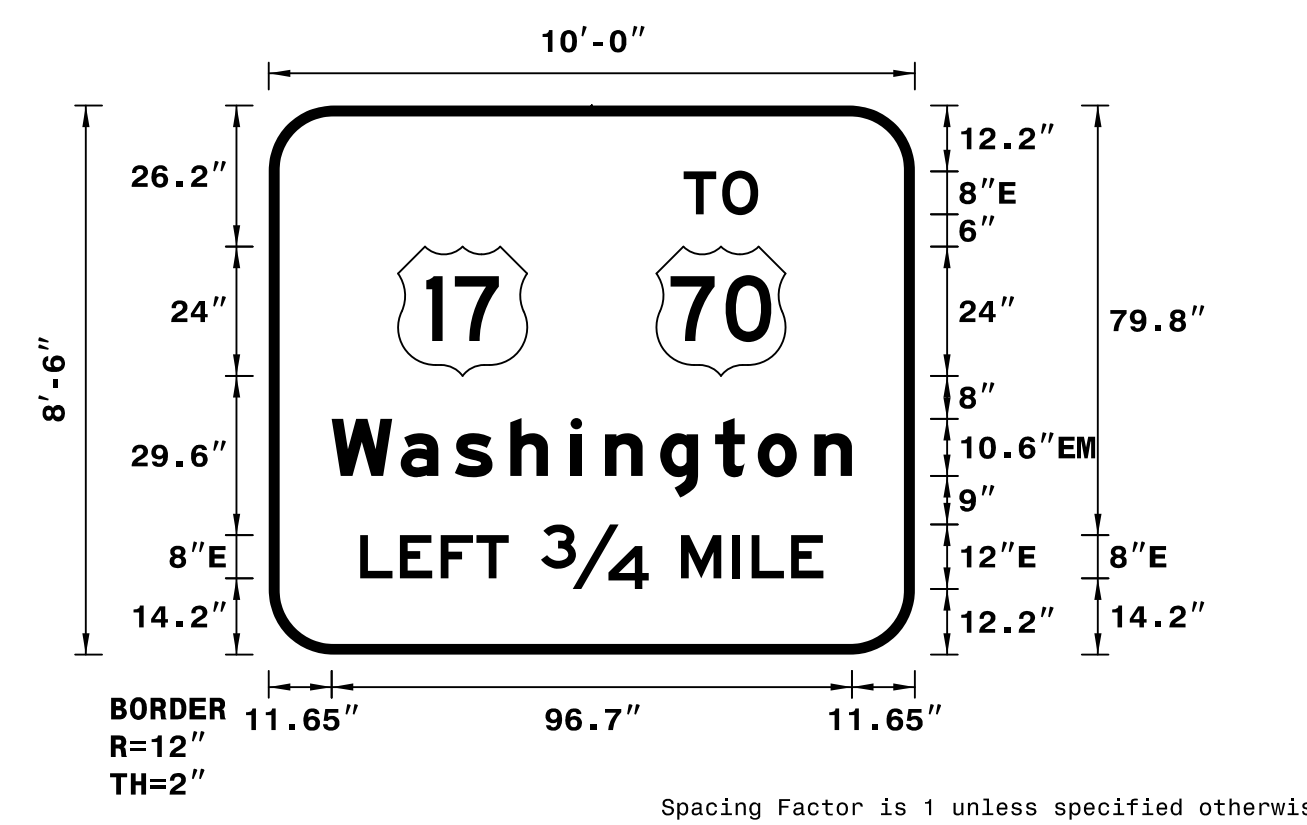
Letter spacings are to start of next letter

	T	o																			Series/Size Text Length
	77.1	7.1	6.7	29.1																	E 2000 13.8
		W	a	s	h	i	n	g	t	o	n										EM 2000 96.7
	11.7	12.8	10.1	10.3	11.2	6.4	10.3	10.2	8	10.5	7	11.7									E 2000 86.1
		L	E	F	T	3/4	M	I	L	E											
	17	7.4	7.6	6.6	6	6	20	6	9.6	3.5	7.4	6	17								

SIGN NUMBER: 701
 TYPE: A
 QUANTITY: 1
 SIGN WIDTH: 10'-0"
 HEIGHT: 8'-6"
 TOTAL AREA: 85.0 Sq.Ft.
 BORDER TYPE: FLUSH
 RECESS: 0"
 WIDTH: 2"
 RADII: 12"
 NO. Z BARS: 3
 LENGTH: 112.0

SYMBOL	X	Y	WID	HT
M1_4	24	51.8	24	24
M1_4	72	51.8	24	24

DESIGN BY: TRT
 PROJECT ID: R-2514D
 CHECKED BY: ADK/CAJ
 DIV: 02
 DATE: October 2014





- NOTES:
- Legend and border shall be direct applied Grade C reflective sheeting.
 - Shields shall be Grade C reflective sheeting on 0.032" aluminum and demountable.
 - Background shall be Grade C reflective sheeting.
 - Existing support spacing is 5.90'.

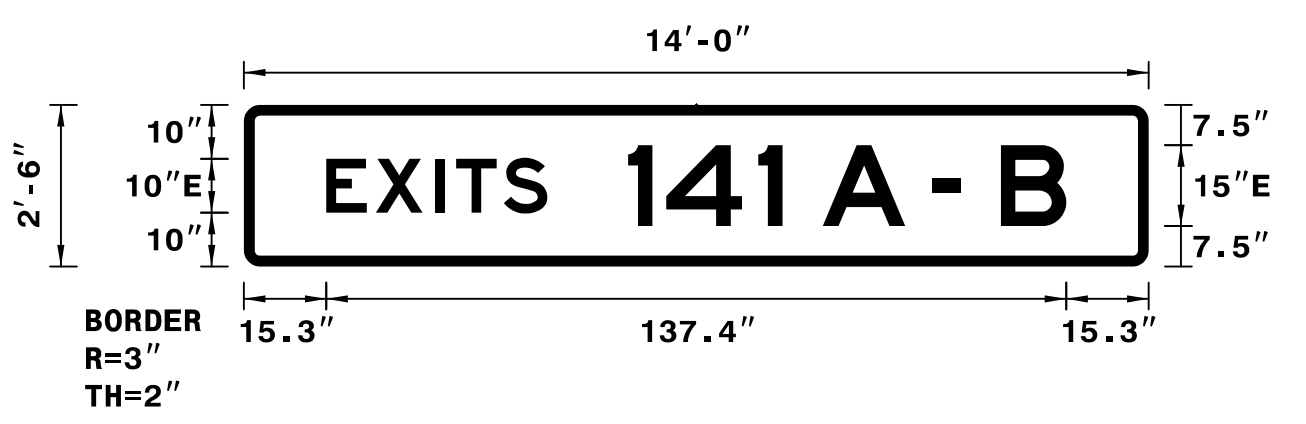
LETTER POSITIONS

Letter spacings are to start of next letter

	T	o																			Series/Size Text Length
	77.1	7.1	6.7	29.1																	E 2000 13.8
		W	a	s	h	i	n	g	t	o	n										EM 2000 96.7
	11.7	12.8	10.1	10.3	11.2	6.4	10.3	10.2	8	10.5	7	11.7									E 2000 86.1
		L	E	F	T	3/4	M	I	L	E											
	17	7.4	7.6	6.6	6	6	20	6	9.6	3.5	7.4	6	17								

TIP NO. R-2514D	SHEET NO. SIGN-4M
APPROVED:  7802A046BCB4F6...	
DATE: 2/2/2015	
SEAL	
	


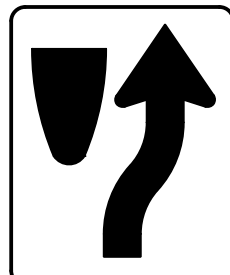



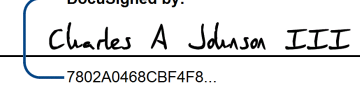





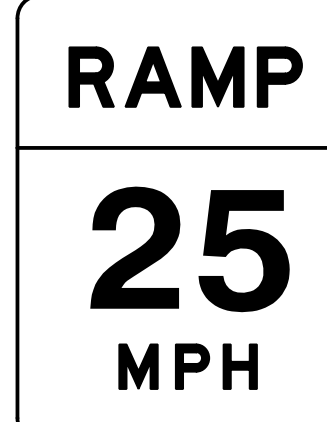
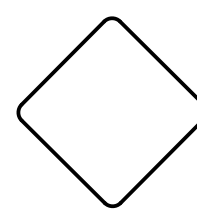

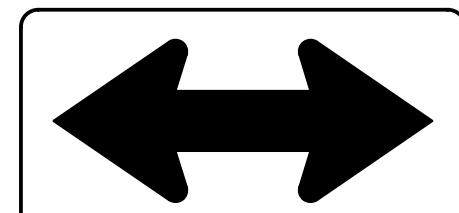


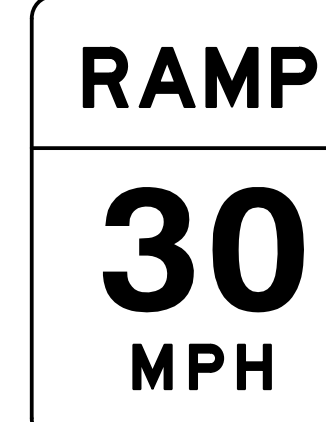











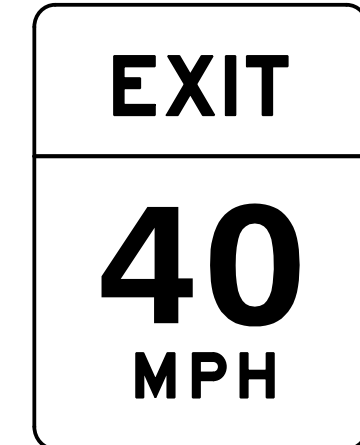





SIGN NUMBER: 702,703 TYPE: A QUANTITY: 2 SIGN WIDTH: 14'-0" HEIGHT: 2'-6" TOTAL AREA: 35.0 Sq.Ft. BORDER TYPE: FLUSH RECESS: 0" WIDTH: 2" RADII: 3" NO. Z BARS: 2 LENGTH: 160.0	BACKG COLOR: Green COPY COLOR: White <table border="1"> <tr><th>SYMBOL</th><th>X</th><th>Y</th><th>WID</th><th>HT</th></tr> <tr><td> </td><td> </td><td> </td><td> </td><td> </td></tr> <tr><td> </td><td> </td><td> </td><td> </td><td> </td></tr> <tr><td> </td><td> </td><td> </td><td> </td><td> </td></tr> <tr><td> </td><td> </td><td> </td><td> </td><td> </td></tr> <tr><td> </td><td> </td><td> </td><td> </td><td> </td></tr> <tr><td> </td><td> </td><td> </td><td> </td><td> </td></tr> <tr><td> </td><td> </td><td> </td><td> </td><td> </td></tr> </table> MAT'L: 0.125" ALUMINUM	SYMBOL	X	Y	WID	HT																																				DESIGN BY: TRT PROJECT ID: R-2514D CHECKED BY: ADK/CAJ DIV: 02 DATE: October 2014
SYMBOL	X	Y	WID	HT																																						




Spacing Factor is 1 unless specified otherwise
Spacing Factor for "EXITS" is 1.2


LETTER POSITIONS

Letter spacings are to start of next letter															Series/Size Text Length	
	E	X	I	T	S											E 2000 41
15.3	9.2	11.1	3.8	8.8	8.1	11.7										E 2000 81.4
	1	4	1	A	-	B										
71.3	7	17.1	4.5	7.5	15.3	5	5.3	7.5	12.2	15.3						

<p>401 QUANTITY REQ'D 1</p>  <p>36" X 48" W13-2</p> <p>TWO WOOD SUPPORTS PER SIGN</p>	<p>406 QUANTITY REQ'D 2</p>  <p>24" X 30" R4-7</p> <p>MOUNT ON BACK OF SIGN 404 IN 2 INSTALLATIONS</p>	<p>411 QUANTITY REQ'D 32</p>  <p>36" X 48" W1-8 (R)</p> <p>INSTALL ON TWO WOOD SUPPORTS PER SIGN SPACED APPROX 24 INCHES APART ON SUPPORT CENTERS</p> <p>INSTALL 28 INCH HORIZONTAL CROSS BRACING LEAVING A 1 INCH MARGIN FROM LEFT AND RIGHT EDGES OF SIGN</p> <p>INSTALLATION HEIGHT: BOTTOM OF SIGN SHALL BE 4 FEET ABOVE THE EDGE OF TRAVEL LANE ELEVATION (LEFT EDGELINE OF RAMP)</p> <p>ALL OTHER PORTIONS OF ROADWAY STANDARD DRAWING 904.50 APPLY</p>	<p>420 QUANTITY REQ'D 1</p>  <p>30" X 30" W1-1(R)</p> <p>ONE WOOD SUPPORT PER SIGN</p>	<p>424 QUANTITY REQ'D 1</p>  <p>48" X 48" W1-11 (L)</p> <p>TWO WOOD SUPPORTS PER SIGN</p>	<table border="1"> <tr> <td>TIP NO. R-2514D</td> <td>SHEET NO. SIGN-4N</td> </tr> <tr> <td colspan="2">APPROVED: </td> </tr> <tr> <td colspan="2">DATE: 2/2/2015</td> </tr> <tr> <td colspan="2">SEAL</td> </tr> <tr> <td colspan="2">  </td> </tr> </table>	TIP NO. R-2514D	SHEET NO. SIGN-4N	APPROVED: 		DATE: 2/2/2015		SEAL			
TIP NO. R-2514D	SHEET NO. SIGN-4N														
APPROVED: 															
DATE: 2/2/2015															
SEAL															
															
<p>402 QUANTITY REQ'D 1</p>  <p>36" X 48" W13-3</p> <p>TWO WOOD SUPPORTS PER SIGN</p>	<p>407 QUANTITY REQ'D 2</p>  <p>18" X 18" OM1-3</p> <p>MOUNT BELOW SIGN 406 IN 2 INSTALLATIONS</p>	<p>412 QUANTITY REQ'D 13</p>  <p>18" X 24" W1-8 (R)</p> <p>ONE WOOD SUPPORT PER SIGN</p>	<p>416 QUANTITY REQ'D 2</p>  <p>48" X 24" W1-7</p> <p>TWO WOOD SUPPORTS PER SIGN</p>	<p>421 QUANTITY REQ'D 1</p>  <p>48" X 48" W4-3(R)</p> <p>TWO WOOD SUPPORTS PER SIGN</p>	<p>425 QUANTITY REQ'D 1</p>  <p>24" X 24" W13-1(P)</p> <p>MOUNT BELOW SIGN 424 IN 1 INSTALLATION</p>	<p>428 QUANTITY REQ'D 1</p>  <p>36" X 48" W13-3</p> <p>TWO WOOD SUPPORTS PER SIGN</p>									
<p>403 QUANTITY REQ'D 4</p>  <p>48" X 48" W4-1 (R)</p> <p>TWO WOOD SUPPORTS PER SIGN</p>	<p>408 QUANTITY REQ'D 2</p>  <p>54" X 18" R6-1 (R)</p> <p>TWO WOOD SUPPORTS PER SIGN</p>	<p>413 QUANTITY REQ'D 13</p>  <p>18" X 24" W1-8 (L)</p> <p>MOUNT BACK TO BACK WITH SIGN 412 IN 13 INSTALLATIONS</p>	<p>417 QUANTITY REQ'D 1</p>  <p>30" X 30" W1-3(R)</p> <p>ONE WOOD SUPPORT PER SIGN</p>	<p>422 QUANTITY REQ'D 1</p>  <p>36" X 36" W1-15</p> <p>ONE WOOD SUPPORT PER SIGN</p>	<p>426 QUANTITY REQ'D 11</p>  <p>36" X 48" W1-8 (L)</p> <p>INSTALL ON TWO WOOD SUPPORTS PER SIGN SPACED APPROX 24 INCHES APART ON SUPPORT CENTERS</p> <p>INSTALL 28 INCH HORIZONTAL CROSS BRACING LEAVING A 1 INCH MARGIN FROM LEFT AND RIGHT EDGES OF SIGN</p> <p>INSTALLATION HEIGHT: BOTTOM OF SIGN SHALL BE 4 FEET ABOVE THE EDGE OF TRAVEL LANE ELEVATION (RIGHT EDGELINE OF RAMP)</p> <p>ALL OTHER PORTIONS OF ROADWAY STANDARD DRAWING 904.50 APPLY</p>										
<p>404 QUANTITY REQ'D 11</p>  <p>36" X 36" R1-1</p> <p>ONE WOOD SUPPORT PER SIGN</p>	<p>409 QUANTITY REQ'D 4</p>  <p>36" X 24" R5-1A</p> <p>ONE WOOD SUPPORT PER SIGN</p>	<p>414 QUANTITY REQ'D 2</p>  <p>24" X 30" R2-1</p> <p>ONE WOOD SUPPORT PER SIGN</p>	<p>418 QUANTITY REQ'D 4</p>  <p>18" X 18" W13-1(P)</p> <p>MOUNT BELOW SIGN 417 IN 1 INSTALLATION MOUNT BELOW SIGN 419 IN 1 INSTALLATION MOUNT BELOW SIGN 420 IN 1 INSTALLATION MOUNT BELOW SIGN 422 IN 1 INSTALLATION</p>	<p>423 QUANTITY REQ'D 9</p>  <p>18" X 18" OM4-3</p> <p>ONE 7' U-CHANNEL PER SIGN</p>	<p>427 QUANTITY REQ'D 1</p>  <p>36" X 48" W13-2</p> <p>TWO WOOD SUPPORTS PER SIGN</p>	<p>429 QUANTITY REQ'D 2</p>  <p>30" X 30" W18-11</p> <p>ONE WOOD SUPPORT PER SIGN</p>									
<p>405 QUANTITY REQ'D 2</p>  <p>36" X 36" R5-1</p> <p>MOUNT ON BACK OF 404 IN 2 INSTALLATIONS</p>	<p>410 QUANTITY REQ'D 1</p>  <p>30" X 30" W14-1</p> <p>ONE WOOD SUPPORT PER SIGN</p>	<p>415 QUANTITY REQ'D 3</p>  <p>48" X 60" R2-1</p> <p>TWO WOOD SUPPORTS PER SIGN</p>	<p>419 QUANTITY REQ'D 1</p>  <p>30" X 30" W1-1(L)</p> <p>ONE WOOD SUPPORT PER SIGN</p>												

TIP NO. R-2514D	SHEET NO. SIGN-40
APPROVED: <u>Charles A. Johnson III</u> <small>DocuSigned by: 7802A048CBF4F9...</small>	
DATE: 2/2/2015	
SEAL	
	


430 QUANTITY REQ'D 2



30" X 30"
W14-2

ONE WOOD SUPPORT PER SIGN


431 QUANTITY REQ'D 2



30" X 30"
W2-2(R)



ONE WOOD SUPPORT PER SIGN

432 QUANTITY REQ'D 2

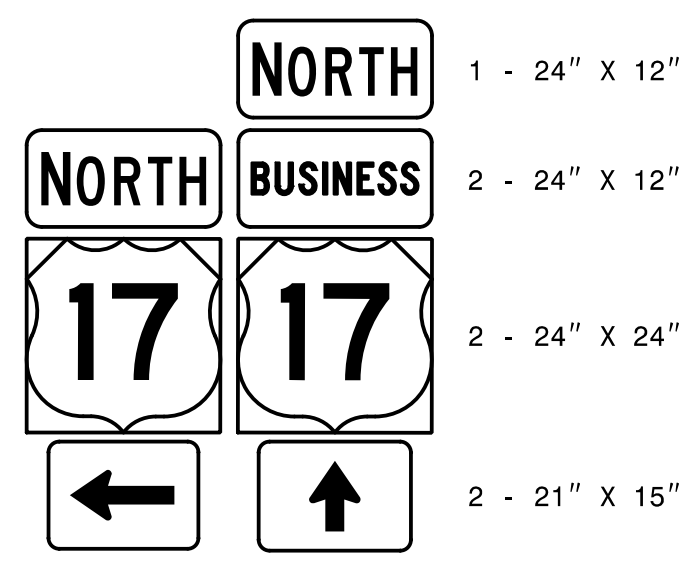


30" X 30"
W2-2(L)

ONE WOOD SUPPORT PER SIGN

TIP NO. R-2514D	SHEET NO. SIGN-4P
APPROVED:  DATE: 2/2/2015	
SEAL 	

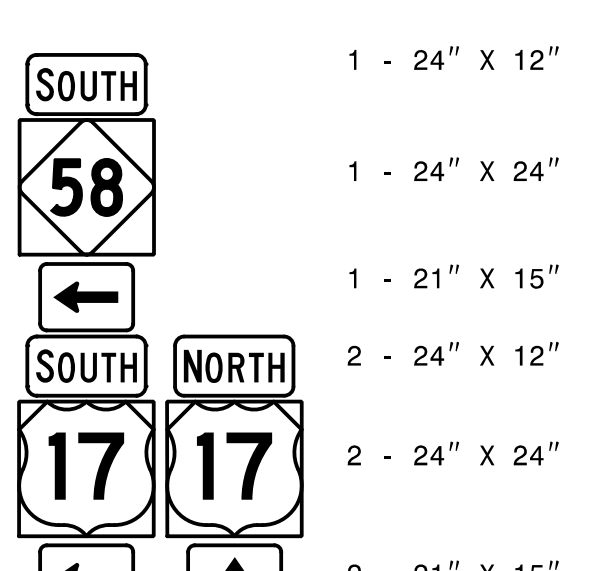
501



1 - 24" X 12"
2 - 24" X 12"
2 - 24" X 24"
2 - 21" X 15"

TWO WOOD SUPPORTS PER ASSEMBLY


507



1 - 24" X 12"
1 - 24" X 24"
1 - 21" X 15"
2 - 24" X 12"
2 - 24" X 24"
2 - 21" X 15"

TWO WOOD SUPPORTS PER ASSEMBLY

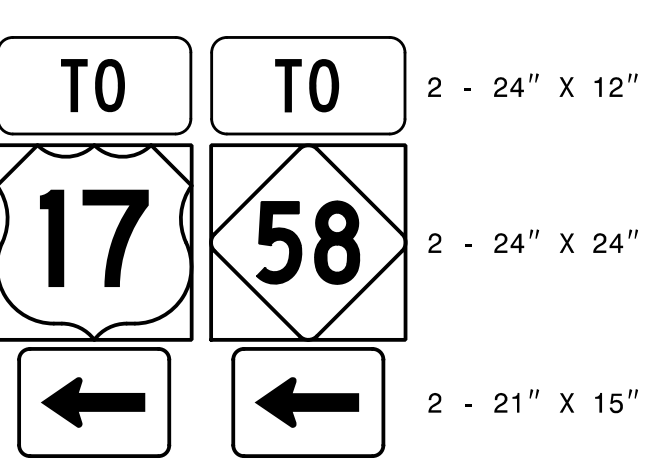
513



2 - 21" X 15"
2 - 24" X 24"

TWO WOOD SUPPORTS PER ASSEMBLY

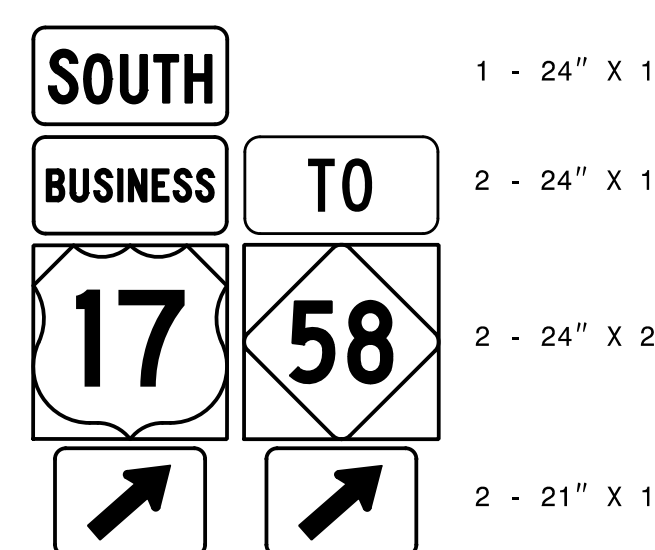
518



2 - 24" X 12"
2 - 24" X 24"
2 - 21" X 15"

TWO WOOD SUPPORTS PER ASSEMBLY

524



1 - 24" X 12"
2 - 24" X 12"
2 - 24" X 24"
2 - 21" X 15"

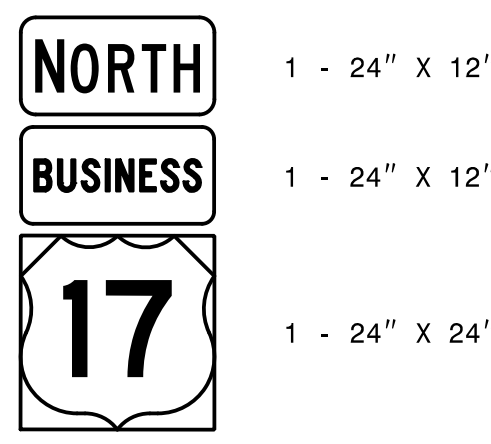
TWO WOOD SUPPORTS PER ASSEMBLY

502

520

526

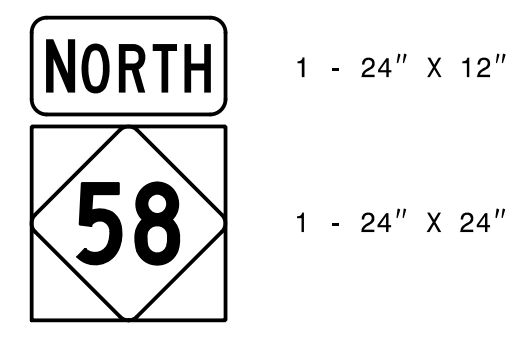
527



1 - 24" X 12"
1 - 24" X 12"
1 - 24" X 24"

ONE WOOD SUPPORT PER ASSEMBLY

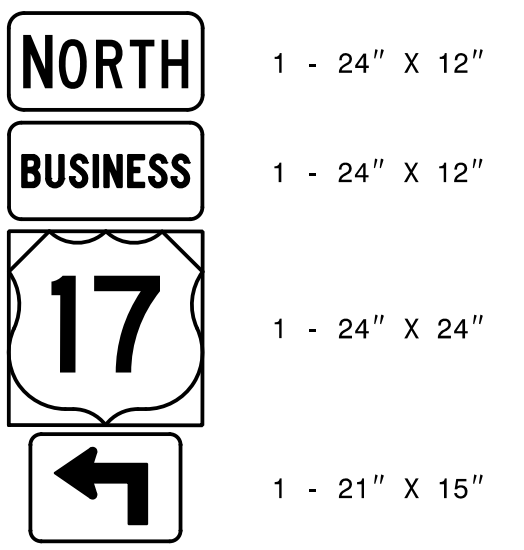
508



1 - 24" X 12"
1 - 24" X 24"

ONE WOOD SUPPORT PER ASSEMBLY

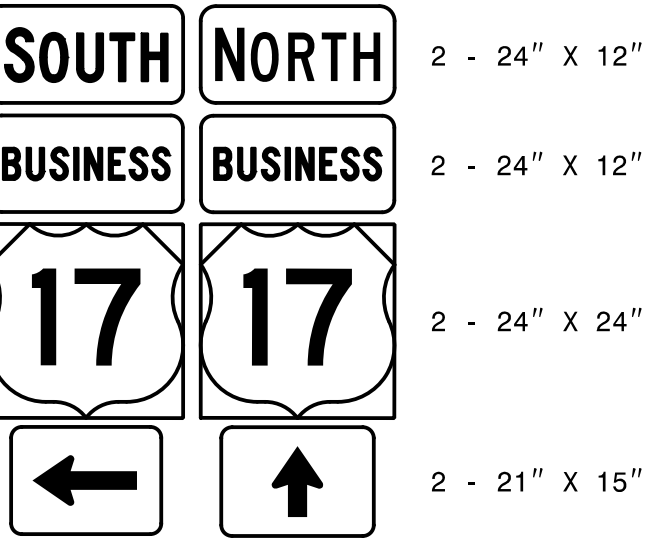
514



1 - 24" X 12"
1 - 24" X 12"
1 - 24" X 24"
1 - 21" X 15"

ONE WOOD SUPPORT PER ASSEMBLY

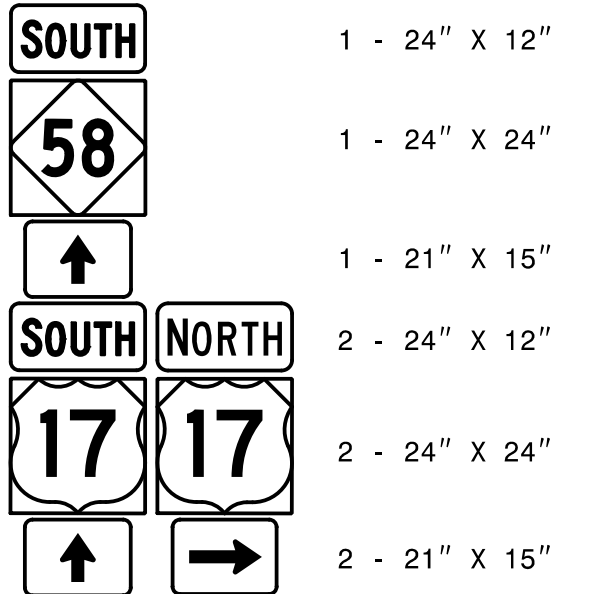
519



2 - 24" X 12"
2 - 24" X 12"
2 - 24" X 24"
2 - 21" X 15"

TWO WOOD SUPPORTS PER ASSEMBLY


503



1 - 24" X 12"
1 - 24" X 24"
1 - 21" X 15"
2 - 24" X 12"
2 - 24" X 24"
2 - 21" X 15"

TWO WOOD SUPPORTS PER ASSEMBLY

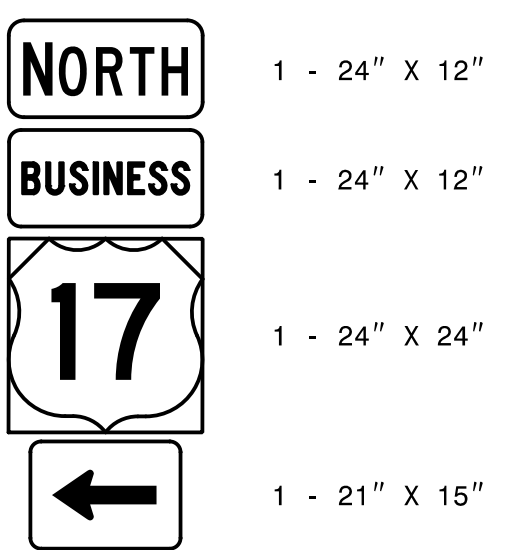
509



1 - 21" X 15"
1 - 24" X 24"

ONE WOOD SUPPORT PER ASSEMBLY

515



1 - 24" X 12"
1 - 24" X 12"
1 - 24" X 24"
1 - 21" X 15"

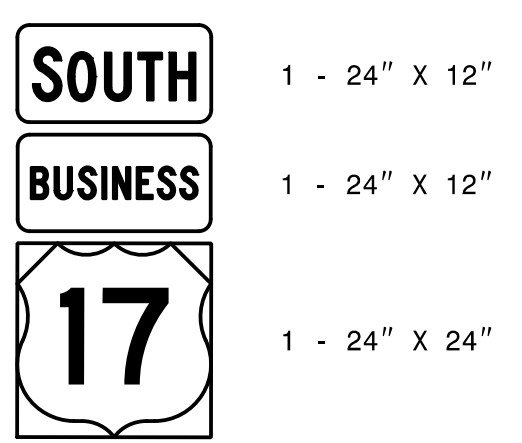
ONE WOOD SUPPORT PER ASSEMBLY

521

525

528

529

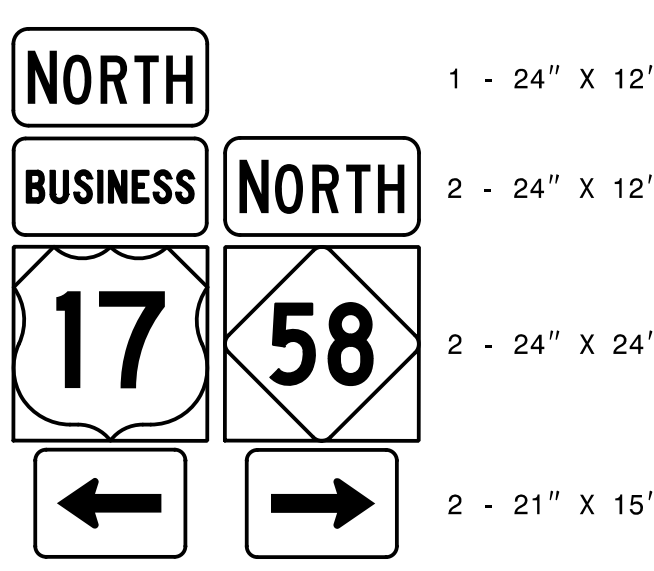


1 - 24" X 12"
1 - 24" X 12"
1 - 24" X 24"

ONE WOOD SUPPORT PER ASSEMBLY

504

506




1 - 24" X 12"
2 - 24" X 12"
2 - 24" X 24"
2 - 21" X 15"

TWO WOOD SUPPORTS PER ASSEMBLY

510

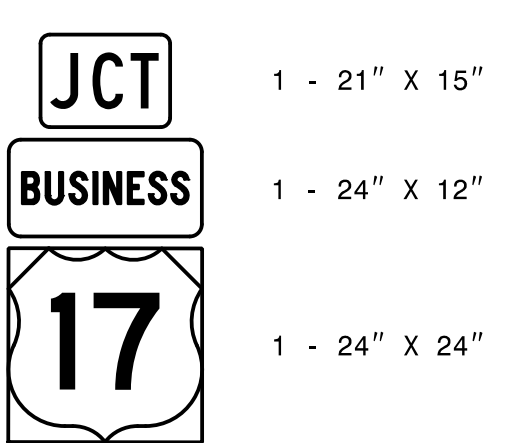
512



1 - 36" X 18"
1 - 36" X 36"

ONE WOOD SUPPORT PER ASSEMBLY

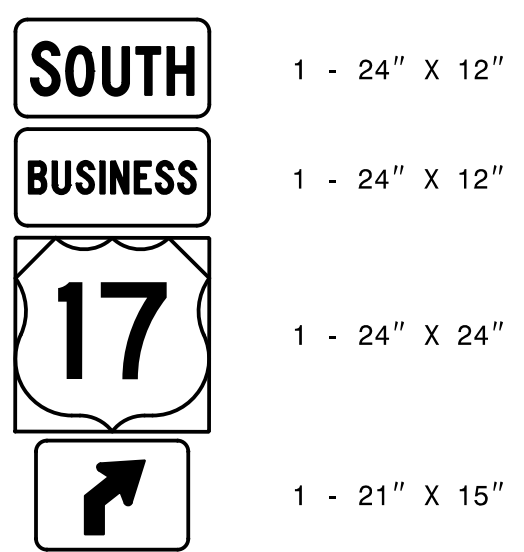
516



1 - 21" X 15"
1 - 24" X 12"
1 - 24" X 24"

ONE WOOD SUPPORT PER ASSEMBLY

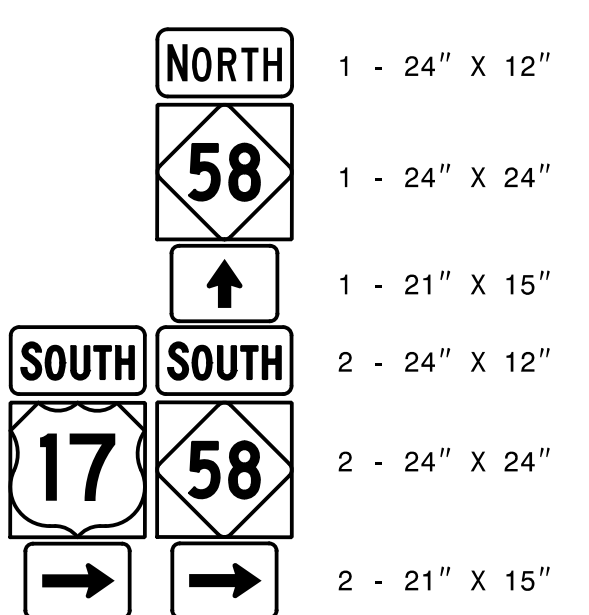
522



1 - 24" X 12"
1 - 24" X 12"
1 - 24" X 24"
1 - 21" X 15"

ONE WOOD SUPPORT PER ASSEMBLY

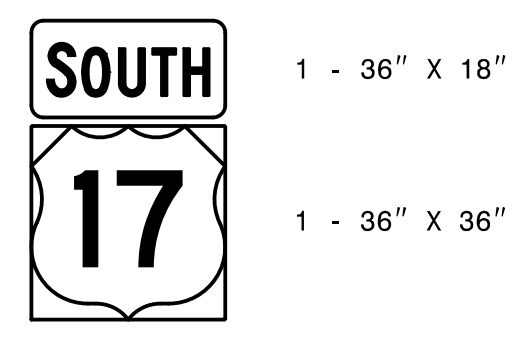
505



1 - 24" X 12"
1 - 24" X 24"
1 - 21" X 15"
2 - 24" X 12"
2 - 24" X 24"
2 - 21" X 15"

TWO WOOD SUPPORTS PER ASSEMBLY

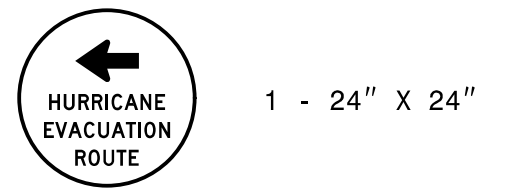
511



1 - 36" X 18"
1 - 36" X 36"

ONE WOOD SUPPORT PER ASSEMBLY


517



1 - 24" X 24"

MOUNT BELOW SIGN 327 IN 1 INSTALLATION

523

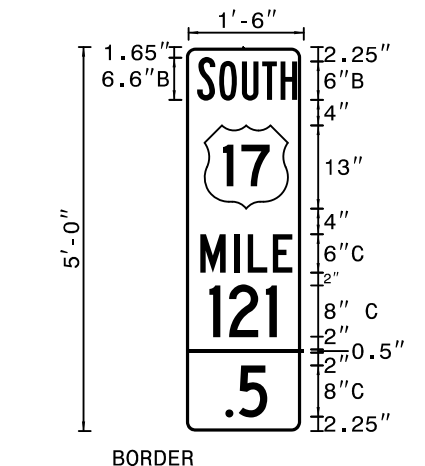


1 - 24" X 24"

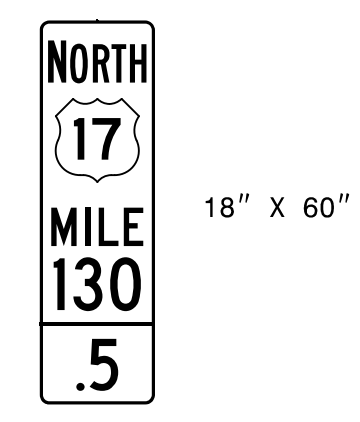
MOUNT BELOW SIGN 328 IN 1 INSTALLATION

TYPE 'F' SIGNS


STANDARD MILEMARKER DESIGN



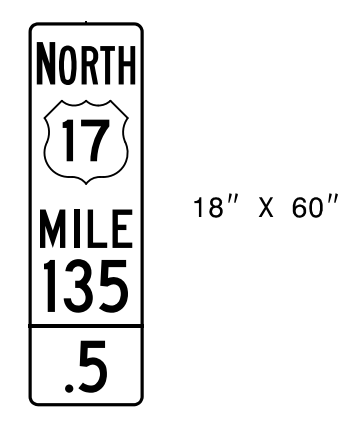
BORDER
R=1.5"
TH=0.5"
INSTALLATION NOTE:
INSTALL ON 3 LB. U-CHANNEL POST 4' ABOVE
EDGE OF TRAVEL LANE (EDGE LINE) ELEVATION.
INSTALL AT SHOULDER POINT OR MAX OF 15'
FROM EDGE OF TRAVEL LANE, UNLESS OTHERWISE
APPROVED BY ENGINEER.



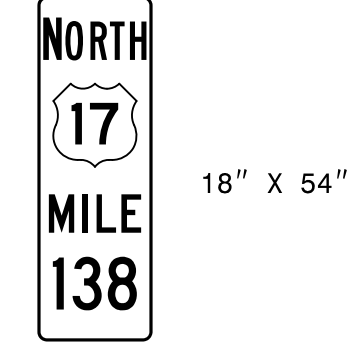
ONE "U" POST PER SIGN



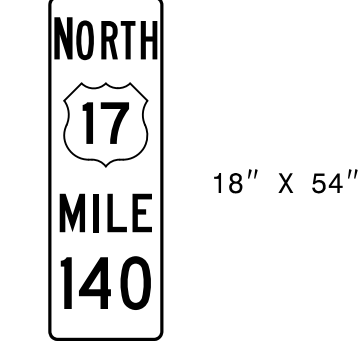
ONE "U" POST PER SIGN



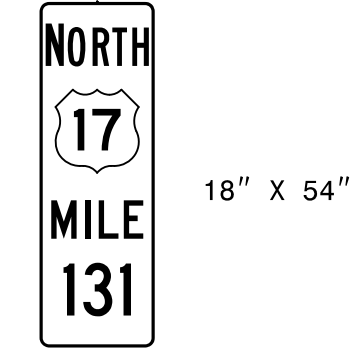
ONE "U" POST PER SIGN



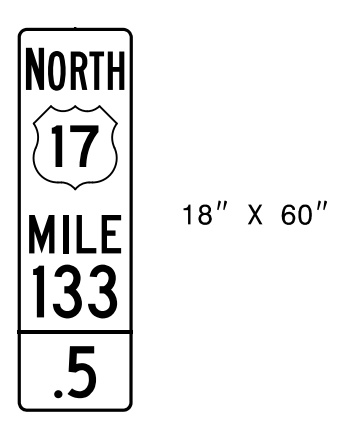
ONE "U" POST PER SIGN



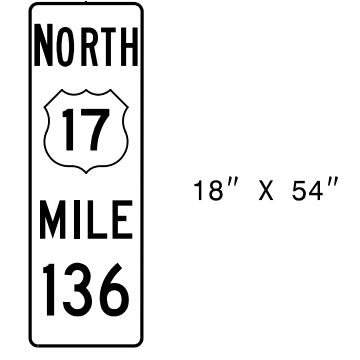
ONE "U" POST PER SIGN



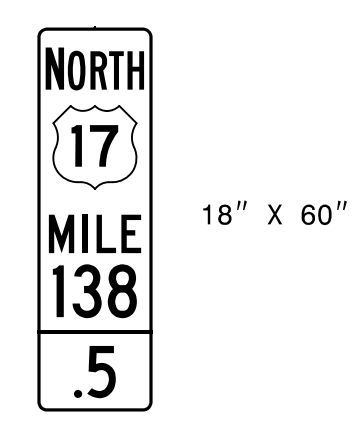
ONE "U" POST PER SIGN



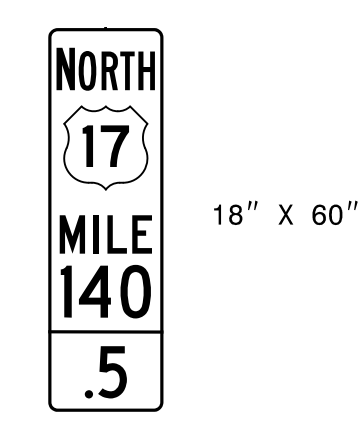
ONE "U" POST PER SIGN



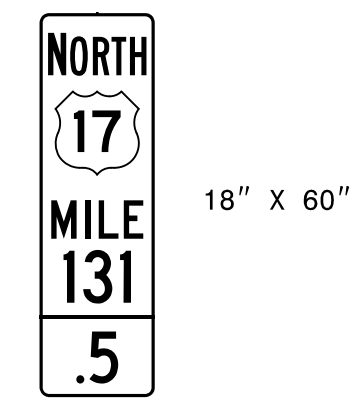
ONE "U" POST PER SIGN




ONE "U" POST PER SIGN



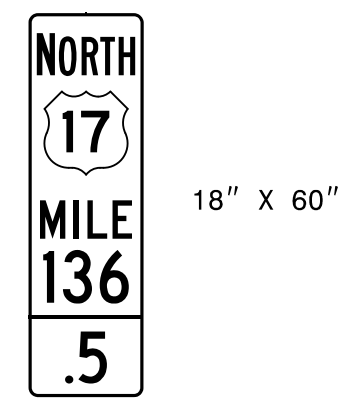
ONE "U" POST PER SIGN




ONE "U" POST PER SIGN



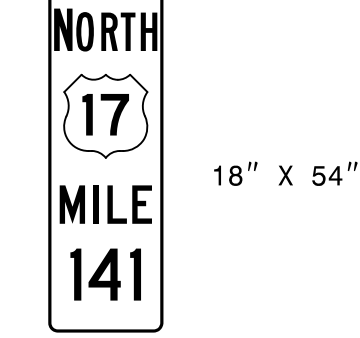
ONE "U" POST PER SIGN



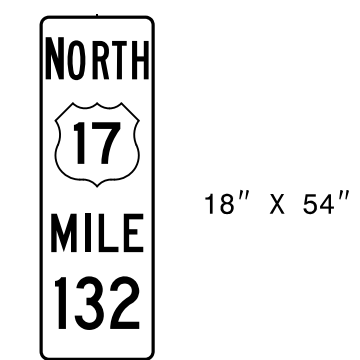
ONE "U" POST PER SIGN



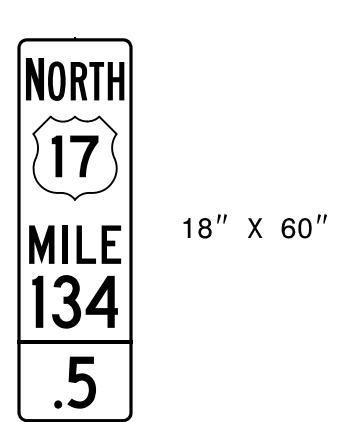
ONE "U" POST PER SIGN




ONE "U" POST PER SIGN



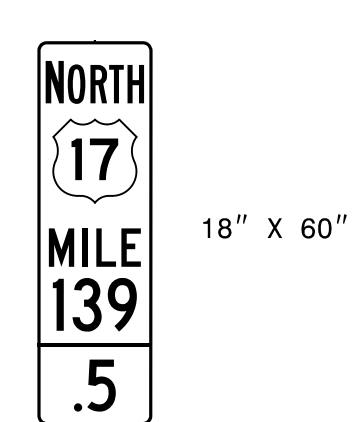
ONE "U" POST PER SIGN



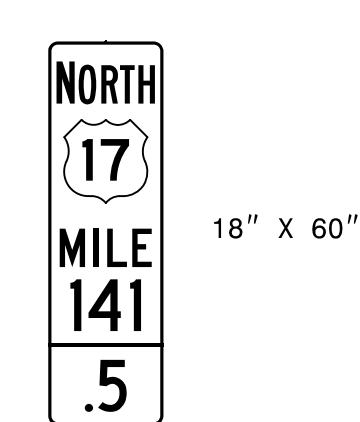
ONE "U" POST PER SIGN



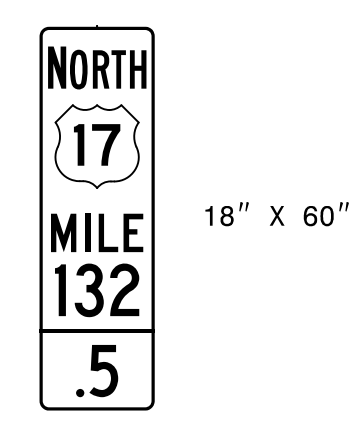
ONE "U" POST PER SIGN




ONE "U" POST PER SIGN



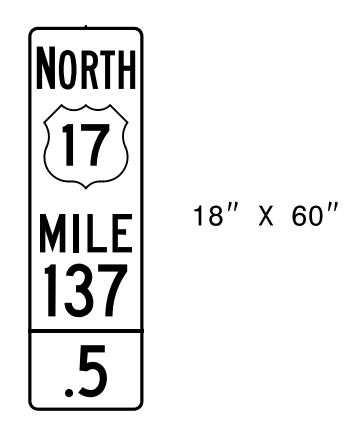
ONE "U" POST PER SIGN





ONE "U" POST PER SIGN



ONE "U" POST PER SIGN

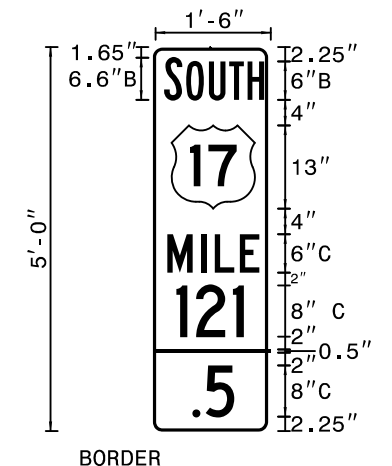


ONE "U" POST PER SIGN

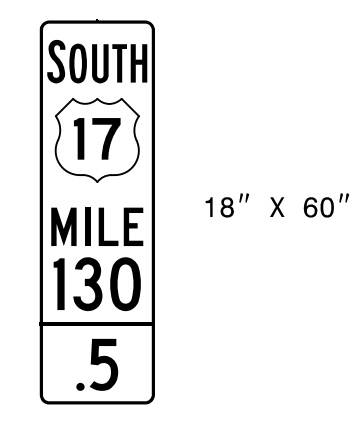
TIP NO. R-2514D	SHEET NO. SIGN-4Q
APPROVED:  DATE: 2/2/2015	
	

**MILEMARKERS
(NORTHBOUND DIRECTION)**

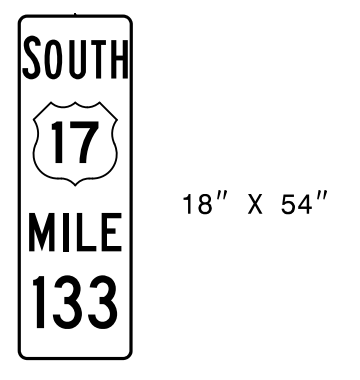
STANDARD MILEMARKER DESIGN



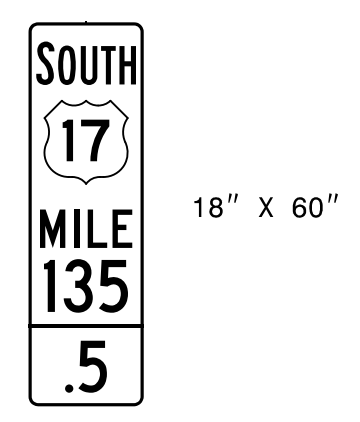
INSTALLATION NOTE:
INSTALL ON 3 LB. U-CHANNEL POST 4' ABOVE
EDGE OF TRAVEL LANE (EDGE LINE) ELEVATION.
INSTALL AT SHOULDER POINT OR MAX OF 15'
FROM EDGE OF TRAVEL LANE, UNLESS OTHERWISE
APPROVED BY ENGINEER.




ONE "U" POST PER SIGN



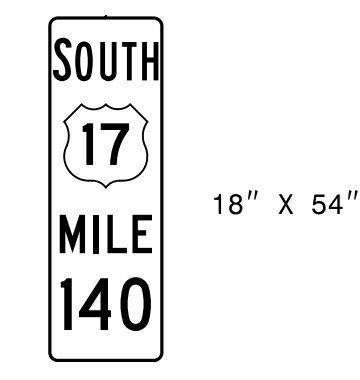
ONE "U" POST PER SIGN





ONE "U" POST PER SIGN

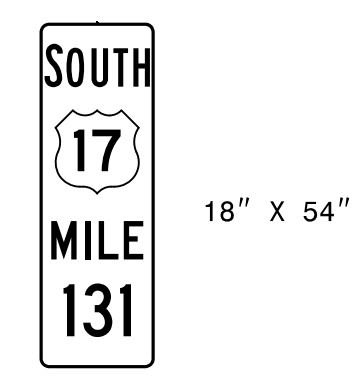


ONE "U" POST PER SIGN

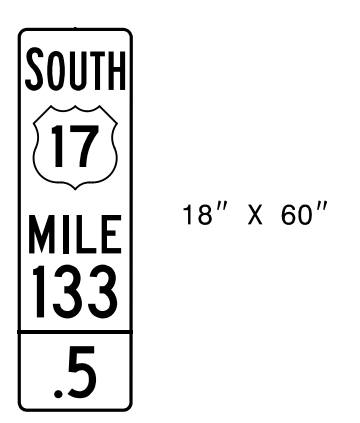


ONE "U" POST PER SIGN


TIP NO. R-2514D	SHEET NO. SIGN-4R
APPROVED:  7802A0468C8F4F8	
DATE: 2/2/2015	
SEAL 	



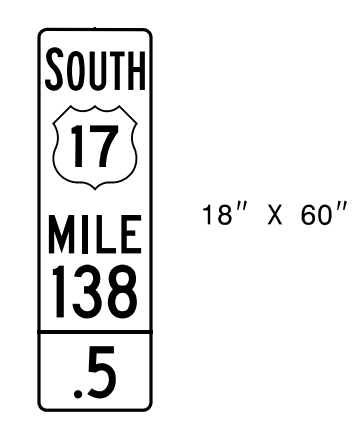
ONE "U" POST PER SIGN



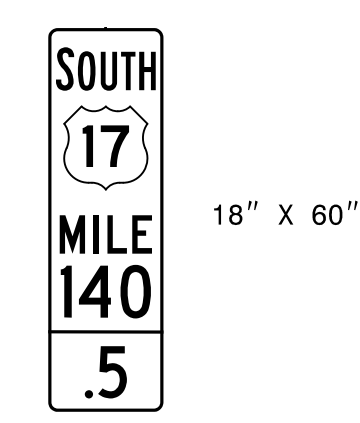
ONE "U" POST PER SIGN



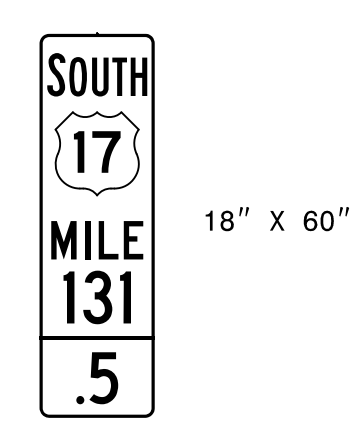
ONE "U" POST PER SIGN



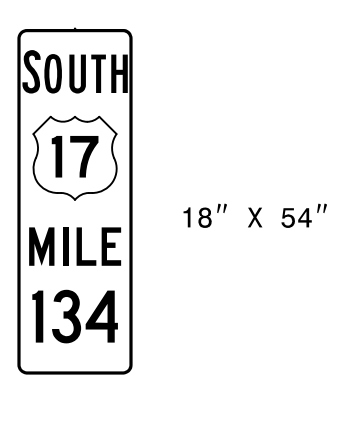
ONE "U" POST PER SIGN



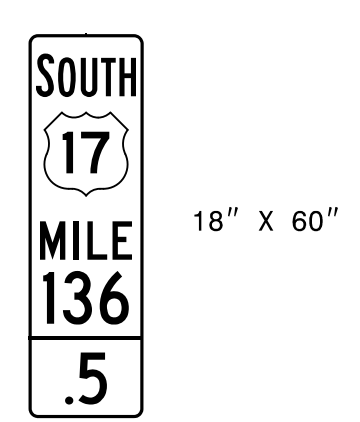
ONE "U" POST PER SIGN



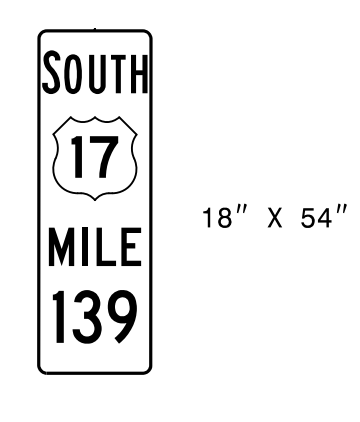
ONE "U" POST PER SIGN



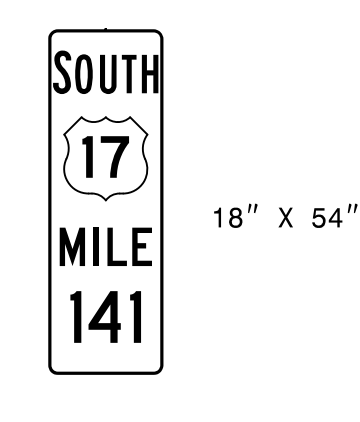
ONE "U" POST PER SIGN



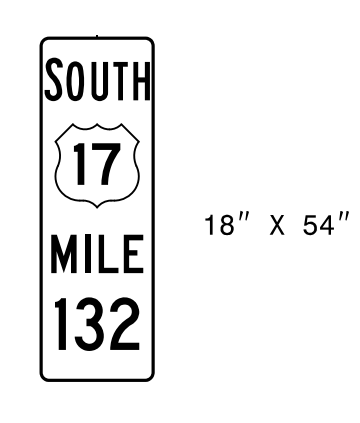
ONE "U" POST PER SIGN



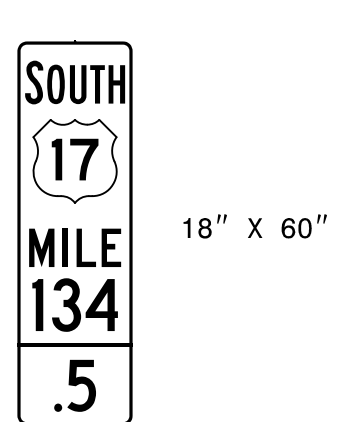
ONE "U" POST PER SIGN



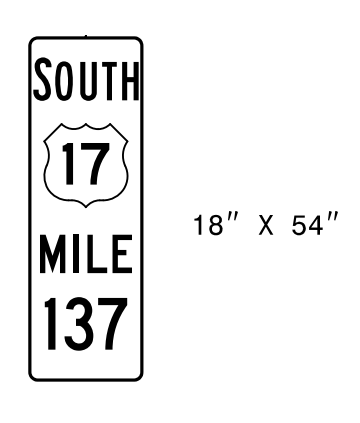
ONE "U" POST PER SIGN



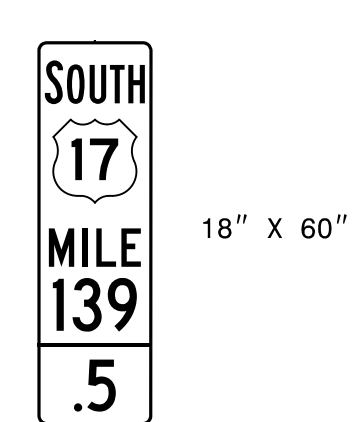
ONE "U" POST PER SIGN



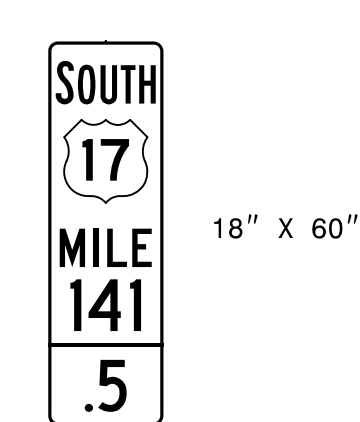
ONE "U" POST PER SIGN



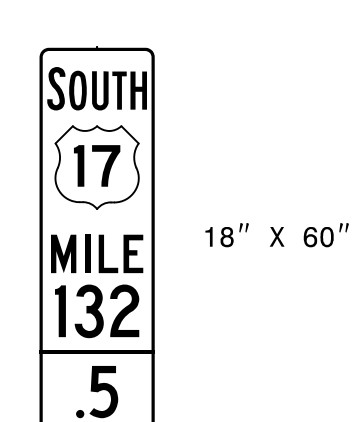
ONE "U" POST PER SIGN



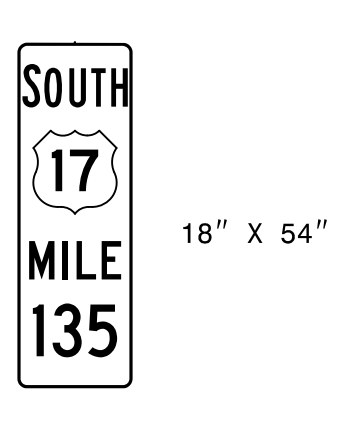
ONE "U" POST PER SIGN



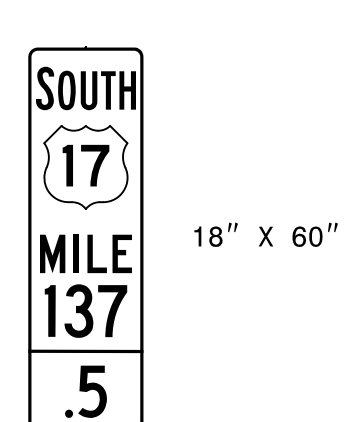
ONE "U" POST PER SIGN



ONE "U" POST PER SIGN




ONE "U" POST PER SIGN

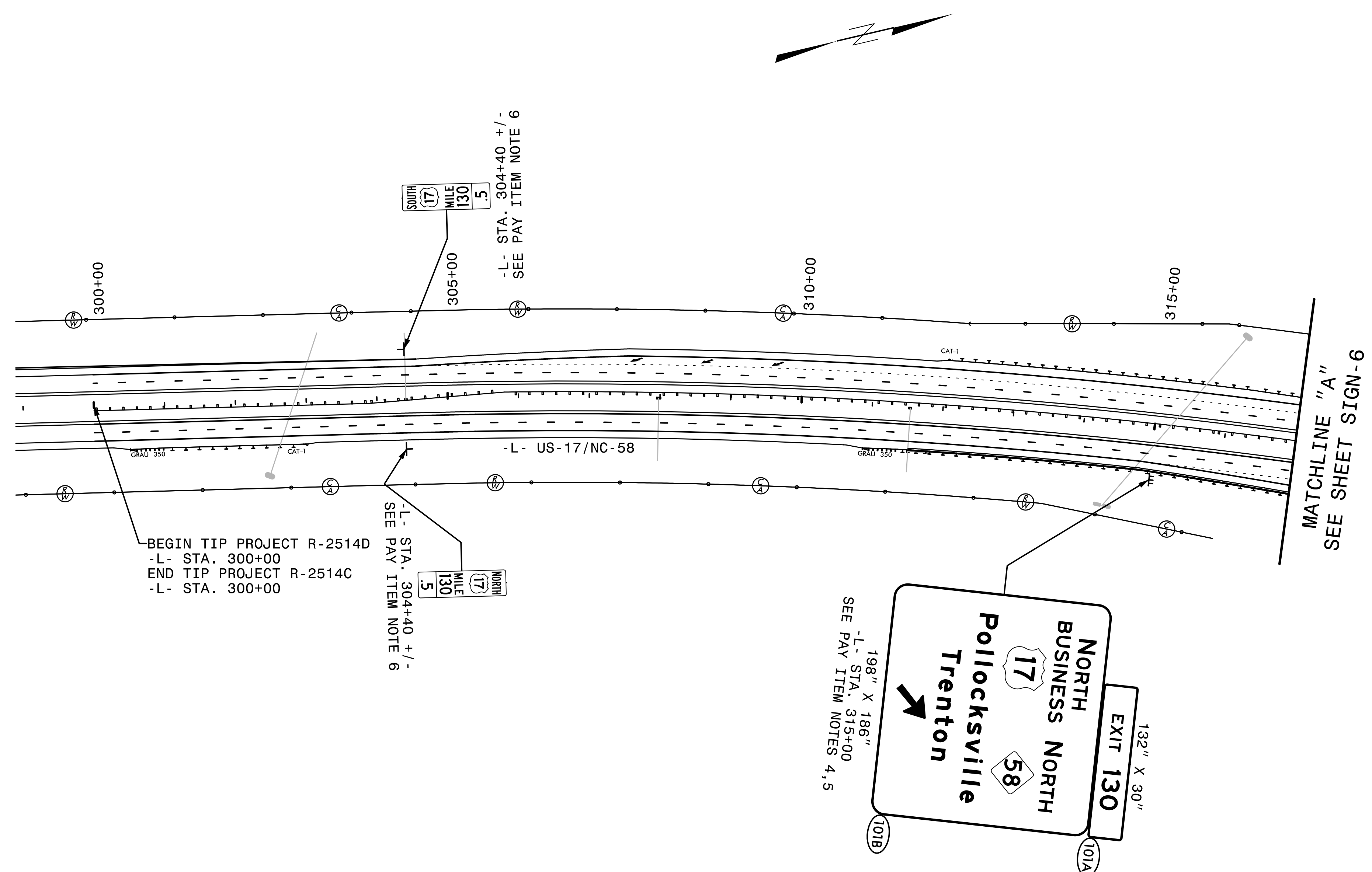


ONE "U" POST PER SIGN


**MILEMARKERS
(SOUTHBOUND DIRECTION)**

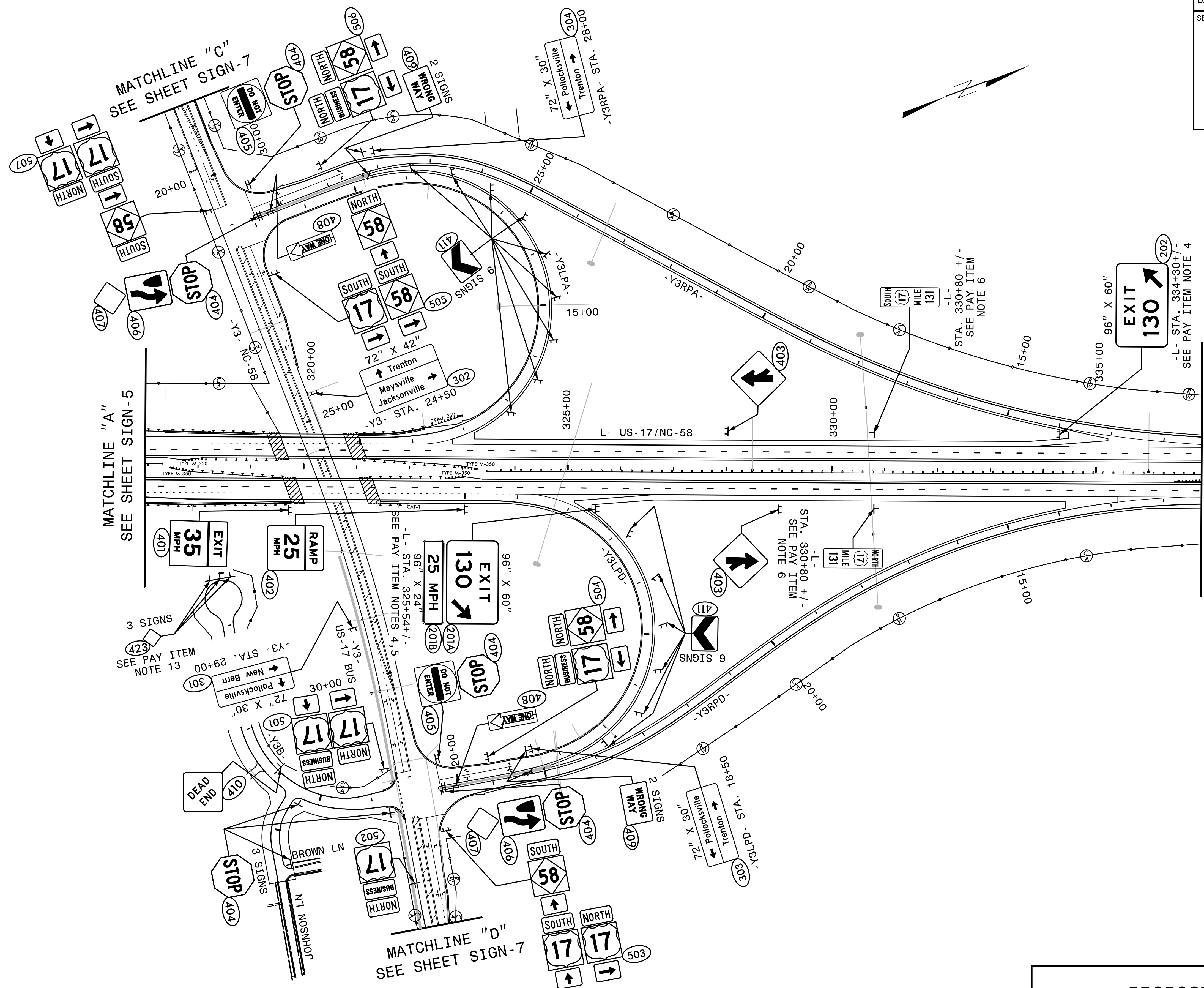
TIP NO. R-2514D	SHEET NO. SIGN-5
APPROVED: <u>Charles A. Johnson III</u> <small>DocuSigned by: 7802AD48BCBF4FB</small>	
DATE: 2/2/2015	
SEAL	





PROPOSED SIGNS
STA. 300+00 TO 317+00

TIP NO. R-2514D	SHEET NO. SIGN-6
APPROVED: <u>Charles A. Johnson III</u> <small>7802A0488CB4F8</small>	
DATE: 2/2/2015	
SEAL	
	




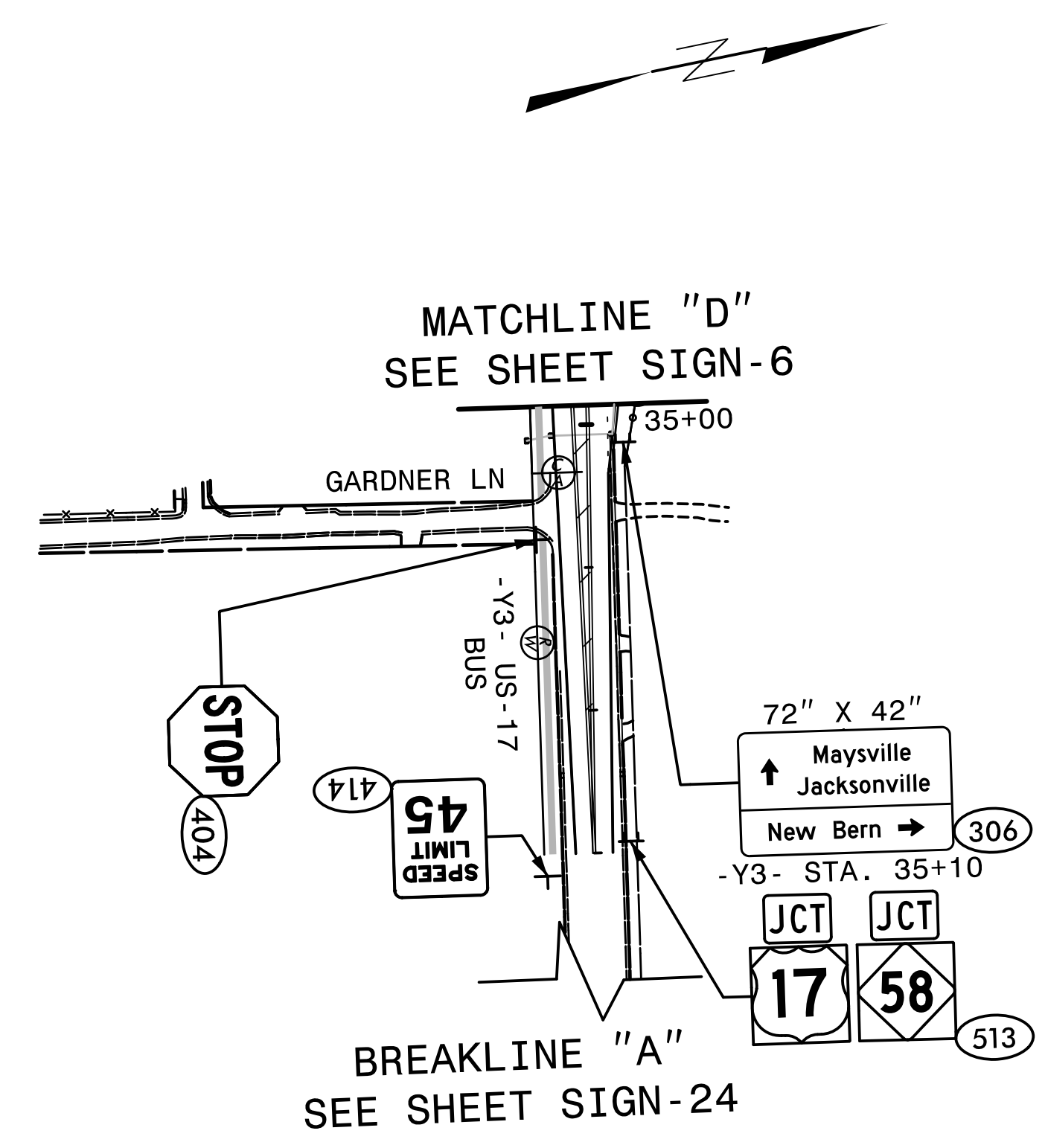
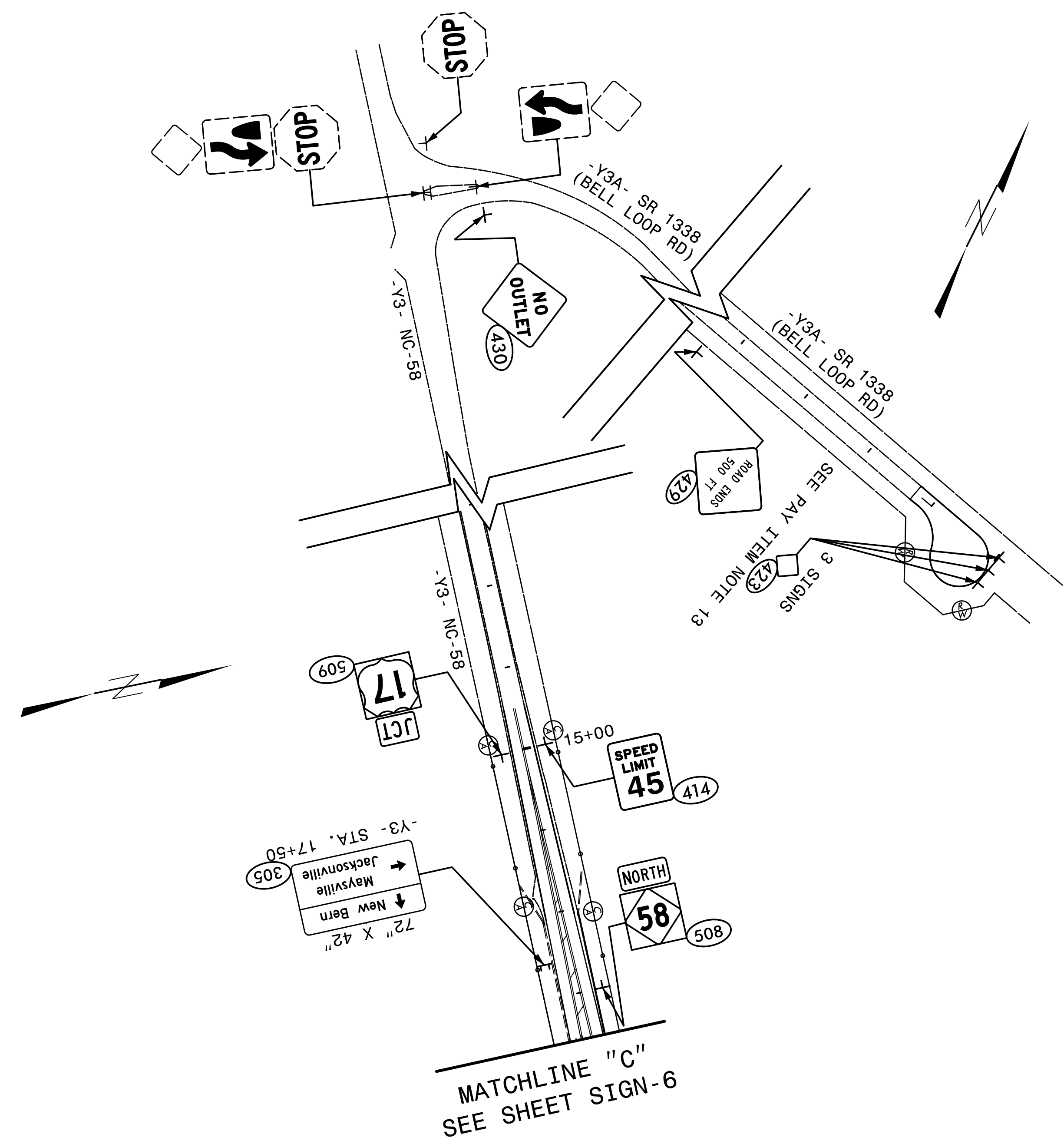
MATCHLINE "B"
SEE SHEET SIGN-8

PROPOSED SIGNS
STA. 317+00 TO 337+00

HNTB HNTB NORTH CAROLINA, P.C.
343 E. Six Forks Road, Suite 200
Raleigh, North Carolina 27609
NC License No: C-1554

TIP NO. R-2514D	SHEET NO. SIGN-7
APPROVED: <u>Charles A. Johnson III</u> <small>7802AD48BC8F4F8</small>	
DATE: 2/2/2015	
SEAL	






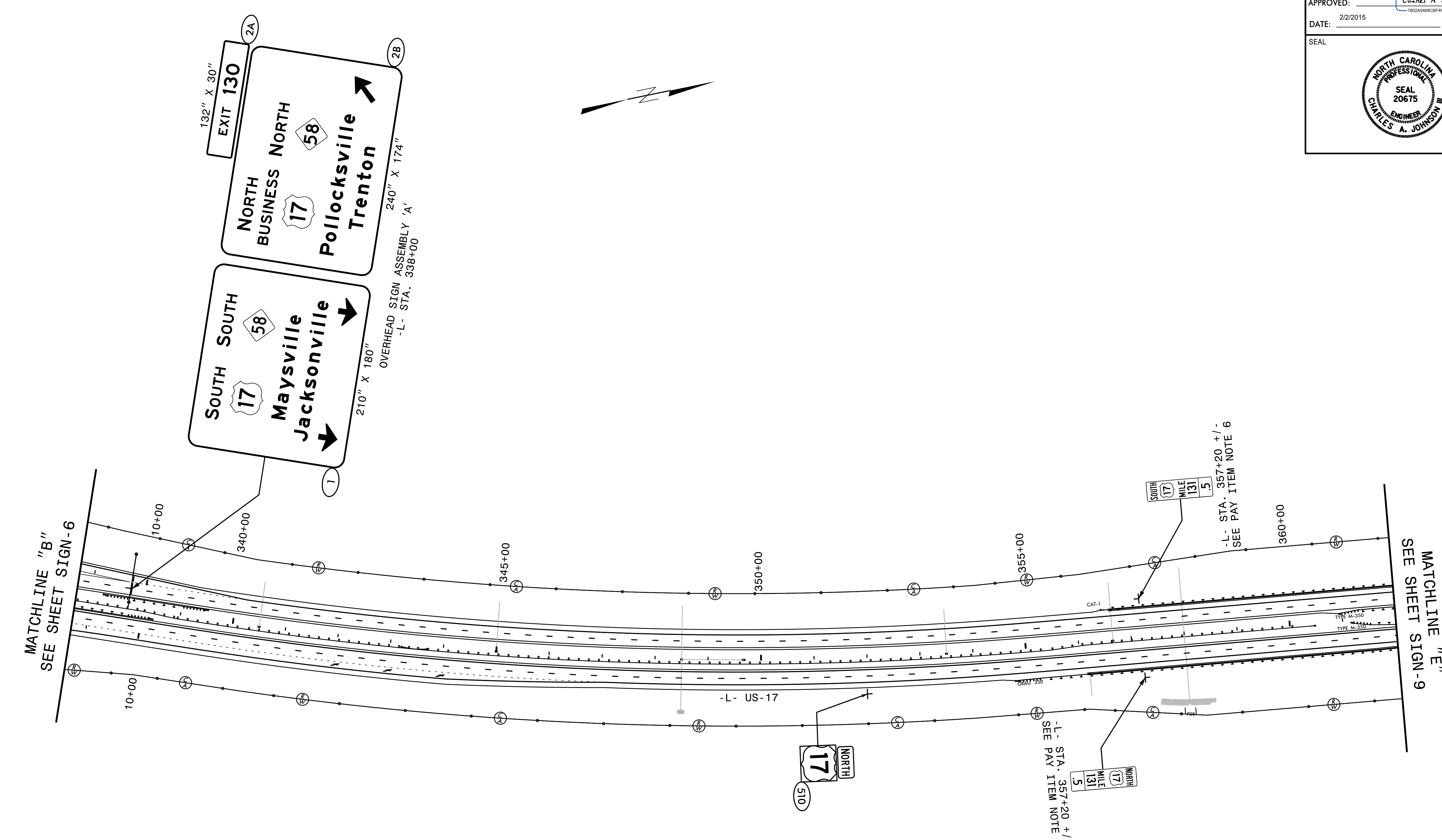
NOTE:
1. RETAIN ALL EXISTING SIGNS UNLESS OTHERWISE NOTED.


HNTB HNTB NORTH CAROLINA, P.C.
343 E. Six Forks Road, Suite 200
Raleigh, North Carolina 27609
NC License No: C-1554

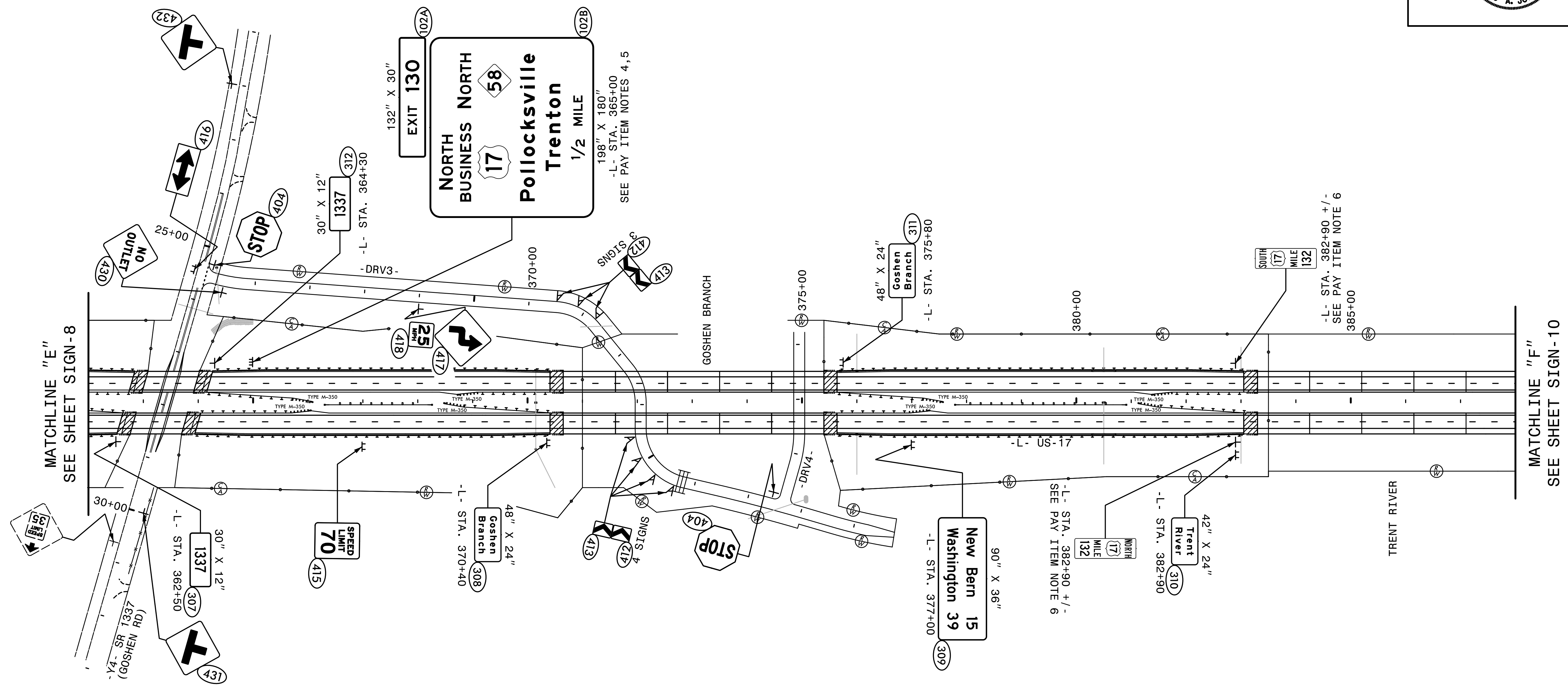

EXISTING AND PROPOSED SIGNS
-Y3- NC-58 AND US-17 BUS

TIP NO. R-2514D	SHEET NO. SIGN-8
APPROVED: <u>Charles A. Johnson III</u> <small>7802A048BCBF4F8</small>	
DATE: 2/2/2015	
SEAL	





TIP NO. R-2514D	SHEET NO. SIGN-9
APPROVED: <u>Charles A. Johnson III</u> <small>DocuSigned by: 7802A0468C8F4F8</small>	
DATE: 2/2/2015	
SEAL	
	


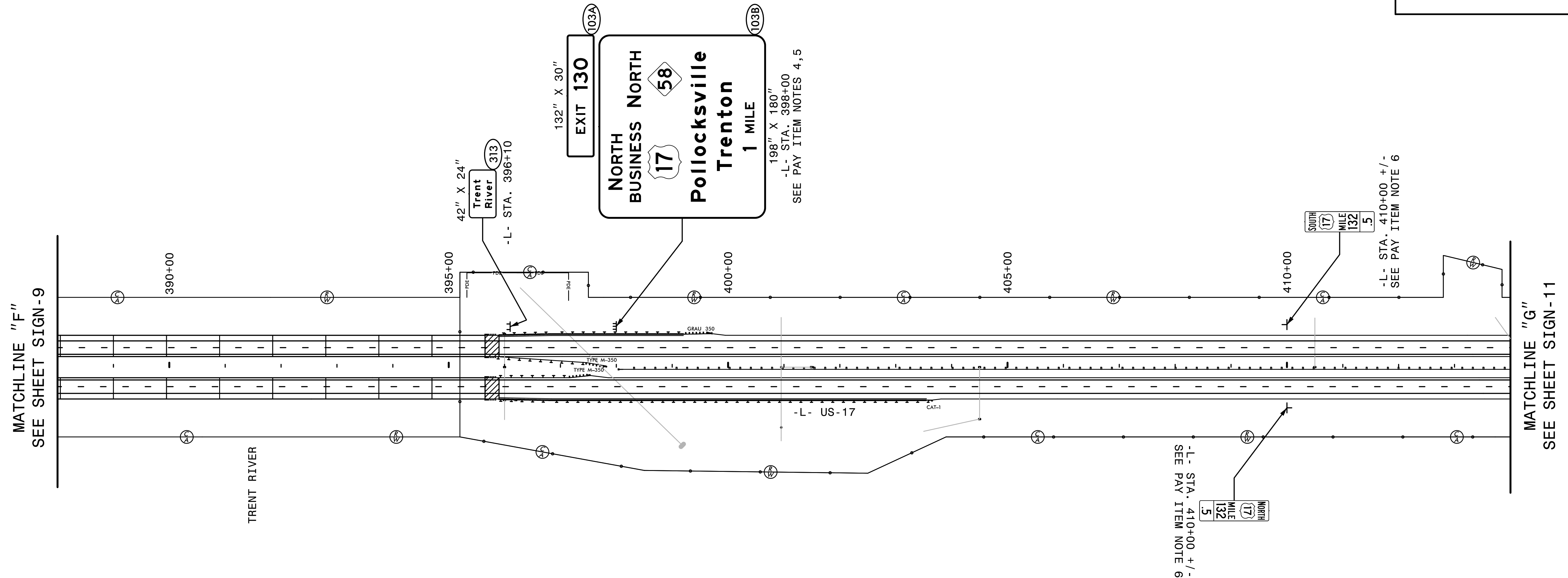



NOTE:
1. RETAIN ALL EXISTING SIGNS UNLESS OTHERWISE NOTED.

HNTB HNTB NORTH CAROLINA, P.C.
343 E. Six Forks Road, Suite 200
Raleigh, North Carolina 27609
NC License No: C-1554

**EXISTING AND
PROPOSED SIGNS
STA. 362+00 TO 388+00**

TIP NO. R-2514D	SHEET NO. SIGN-10
APPROVED: <u>Charles A. Johnson III</u> <small>DocuSigned by: 7802AA0488CSF4F8</small>	
DATE: 2/2/2015	
SEAL	


MATCHLINE "F"
SEE SHEET SIGN-9

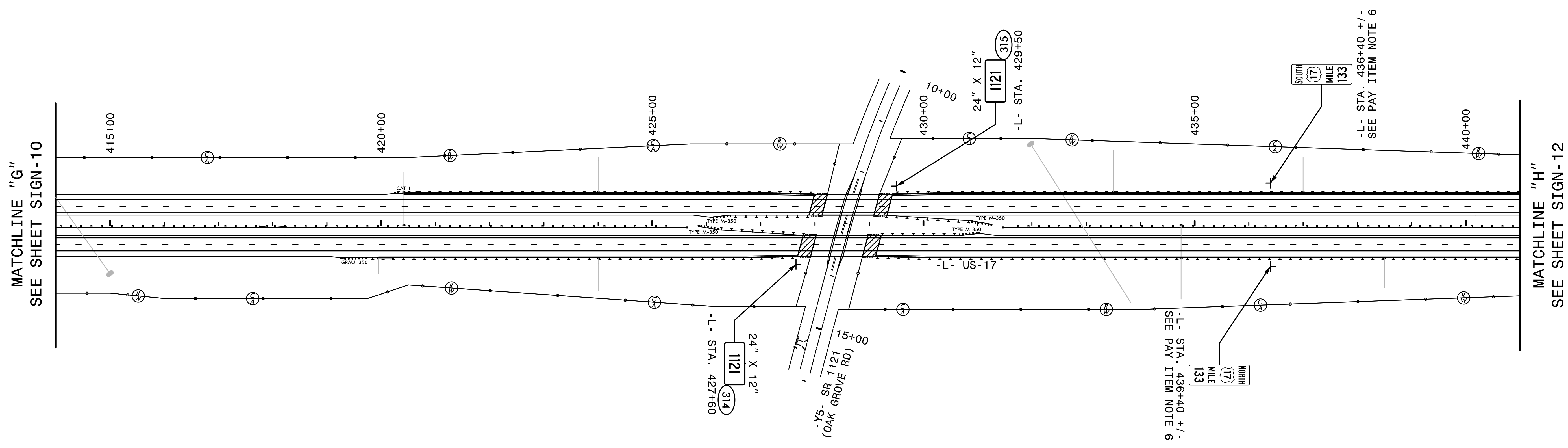

MATCHLINE "G"
SEE SHEET SIGN-11

HNTB HNTB NORTH CAROLINA, P.C.
343 E. Six Forks Road, Suite 200
Raleigh, North Carolina 27609
NC License No: C-1554

**PROPOSED SIGNS
STA. 388+00 TO 414+00**

TIP NO. R-2514D	SHEET NO. SIGN-11
APPROVED: <u>Charles A. Johnson III</u> <small>DocuSigned by: 7802A0468CBF4FE</small>	
DATE: 2/2/2015	
SEAL	




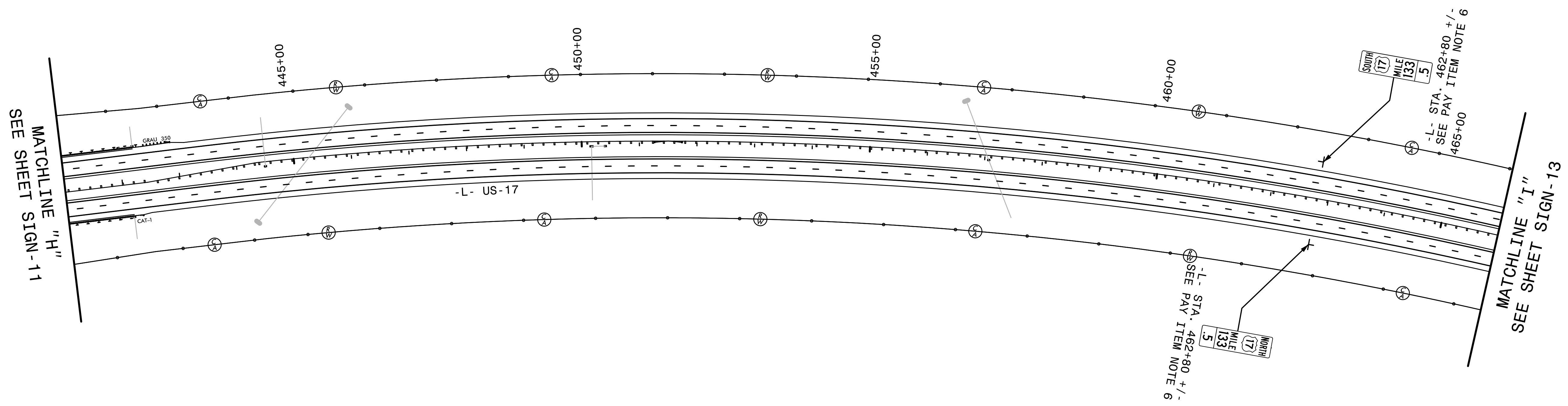
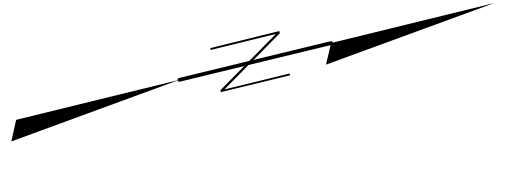


MATCHLINE "G"
SEE SHEET SIGN-10

MATCHLINE "H"
SEE SHEET SIGN-12

PROPOSED SIGNS
STA. 414+00 TO 441+00

TIP NO. R-2514D	SHEET NO. SIGN-12
APPROVED: <u>Charles A. Johnson III</u> <small>DocuSigned by: Charles A. Johnson III 7802AD48BCBF4FB</small>	
DATE: 2/2/2015	
SEAL	

MATCHLINE "H"
SEE SHEET SIGN-11


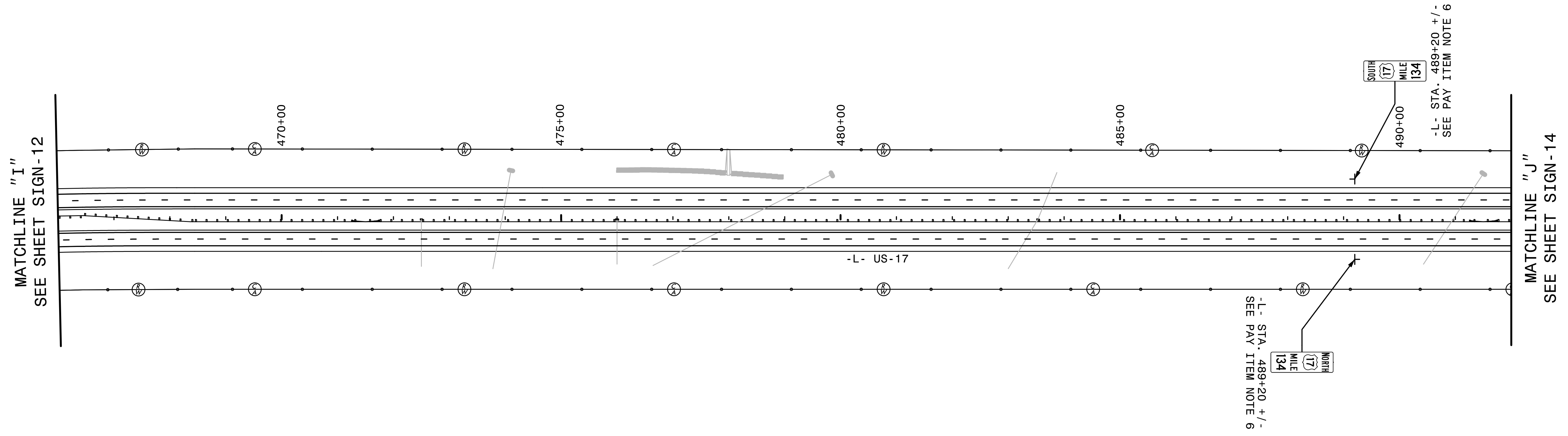
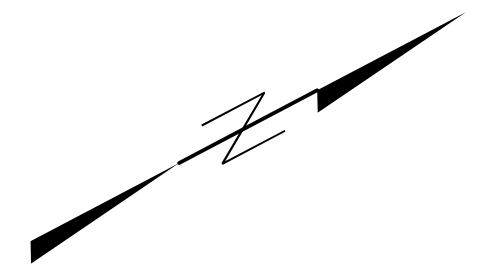
MATCHLINE "I"
SEE SHEET SIGN-13

-L- STA. 462+80 +/-
SEE PAY ITEM NOTE 6
NORTH
MILE 133
.5

-L- STA. 462+80 +/-
SEE PAY ITEM NOTE 6
SOUTH
MILE 133
.5


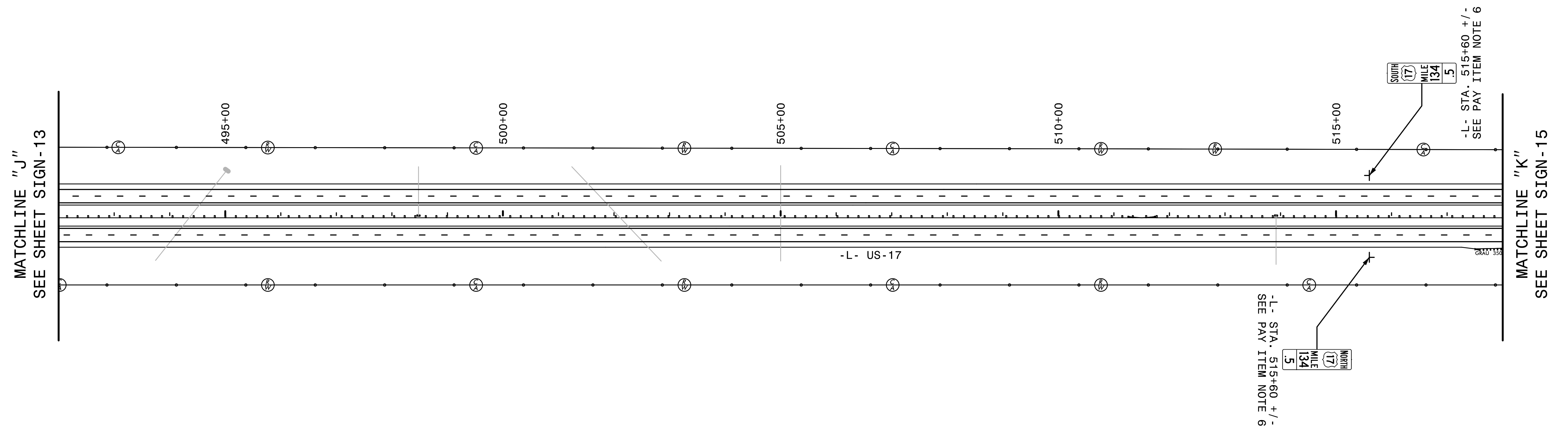
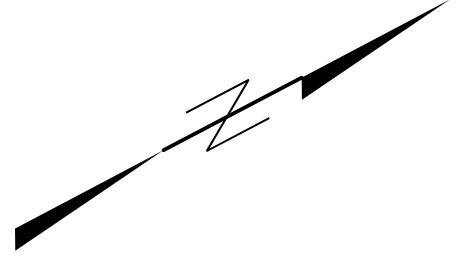
PROPOSED SIGNS
STA. 441+00 TO 466+00

TIP NO. R-2514D	SHEET NO. SIGN-13
APPROVED: <u>Charles A. Johnson III</u> <small>DocuSigned by: 7802A048C8F4F8</small>	
DATE: 2/2/2015	
SEAL	


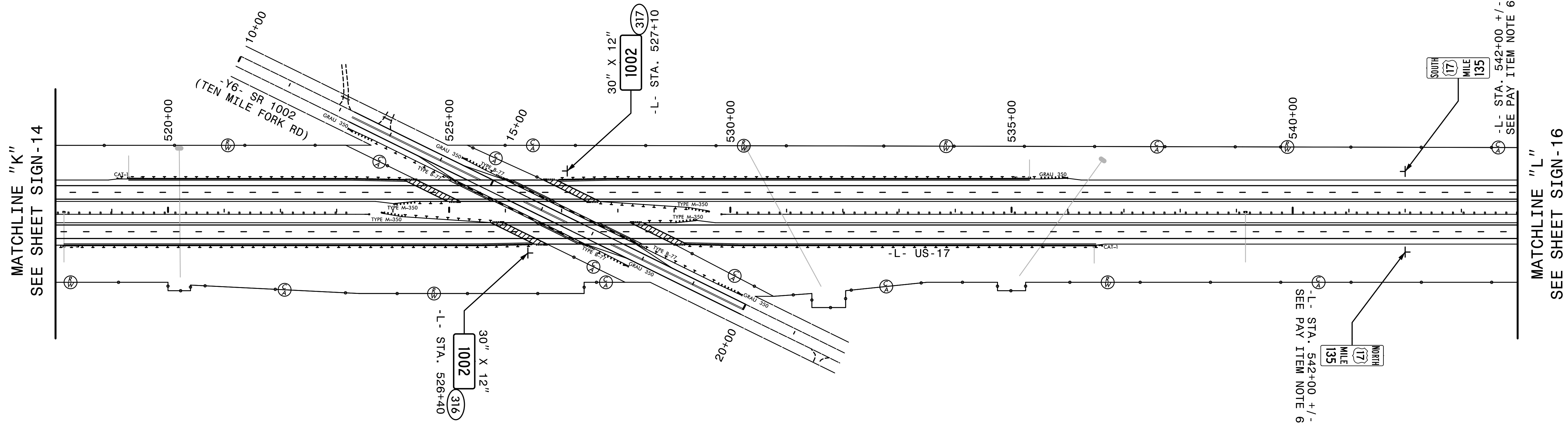
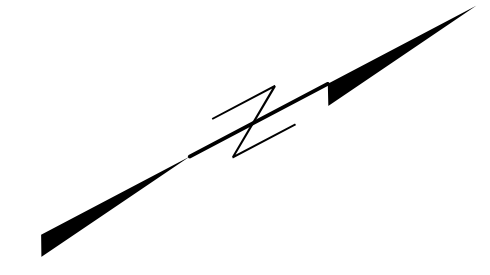
PROPOSED SIGNS
STA. 466+00 TO 492+00

TIP NO. R-2514D	SHEET NO. SIGN-14
APPROVED: <u>Charles A. Johnson III</u> <small>DocuSigned by: 7802A0468C8F4F8</small>	
DATE: 2/2/2015	
SEAL	

PROPOSED SIGNS
STA. 492+00 TO 518+00

TIP NO. R-2514D	SHEET NO. SIGN-15
APPROVED: <u>Charles A. Johnson III</u> <small>DocuSigned by: Charles A. Johnson III 7802A0468C8F4EB</small>	
DATE: 2/2/2015	
SEAL	

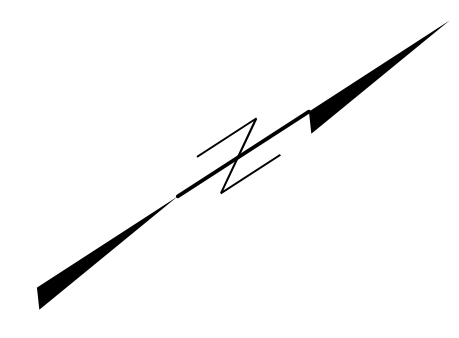
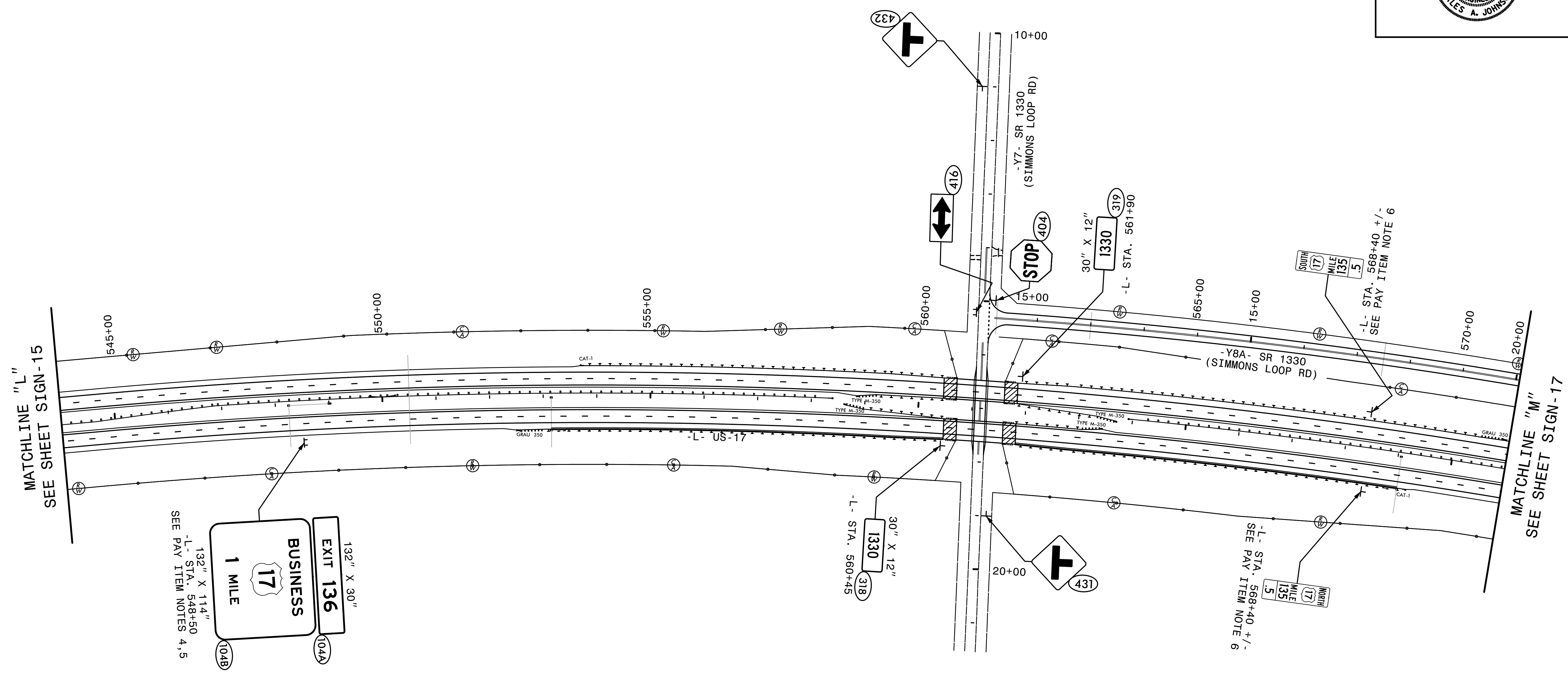



MATCHLINE "K"
SEE SHEET SIGN-14


MATCHLINE "L"
SEE SHEET SIGN-16

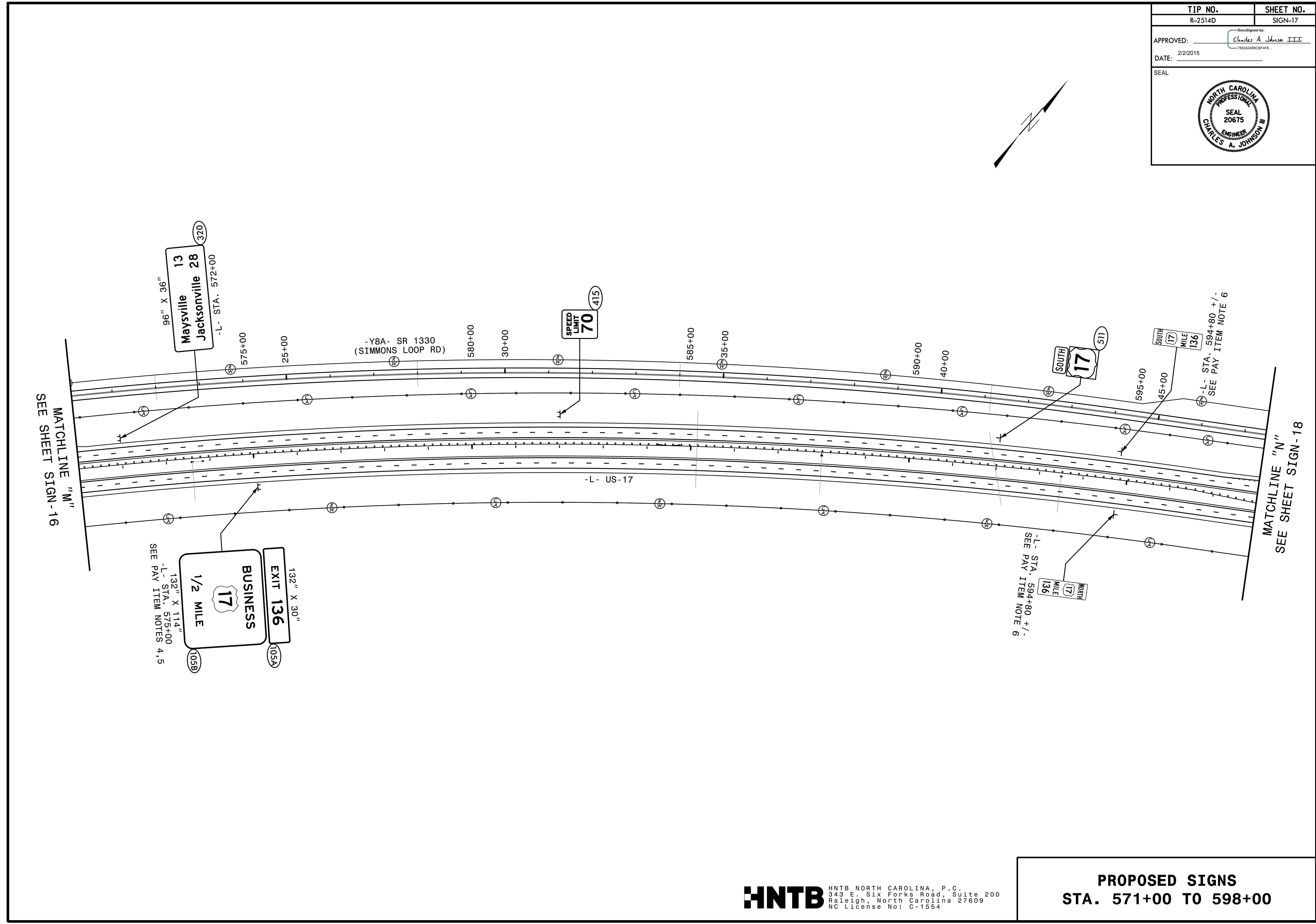
**PROPOSED SIGNS
STA. 518+00 TO 544+00**

TIP NO. R-2514D	SHEET NO. SIGN-16
APPROVED: <u>Charles A. Johnson III</u> <small>DocuSigned by: 7802A0468C8F4F8</small>	
DATE: 2/2/2015	
SEAL	




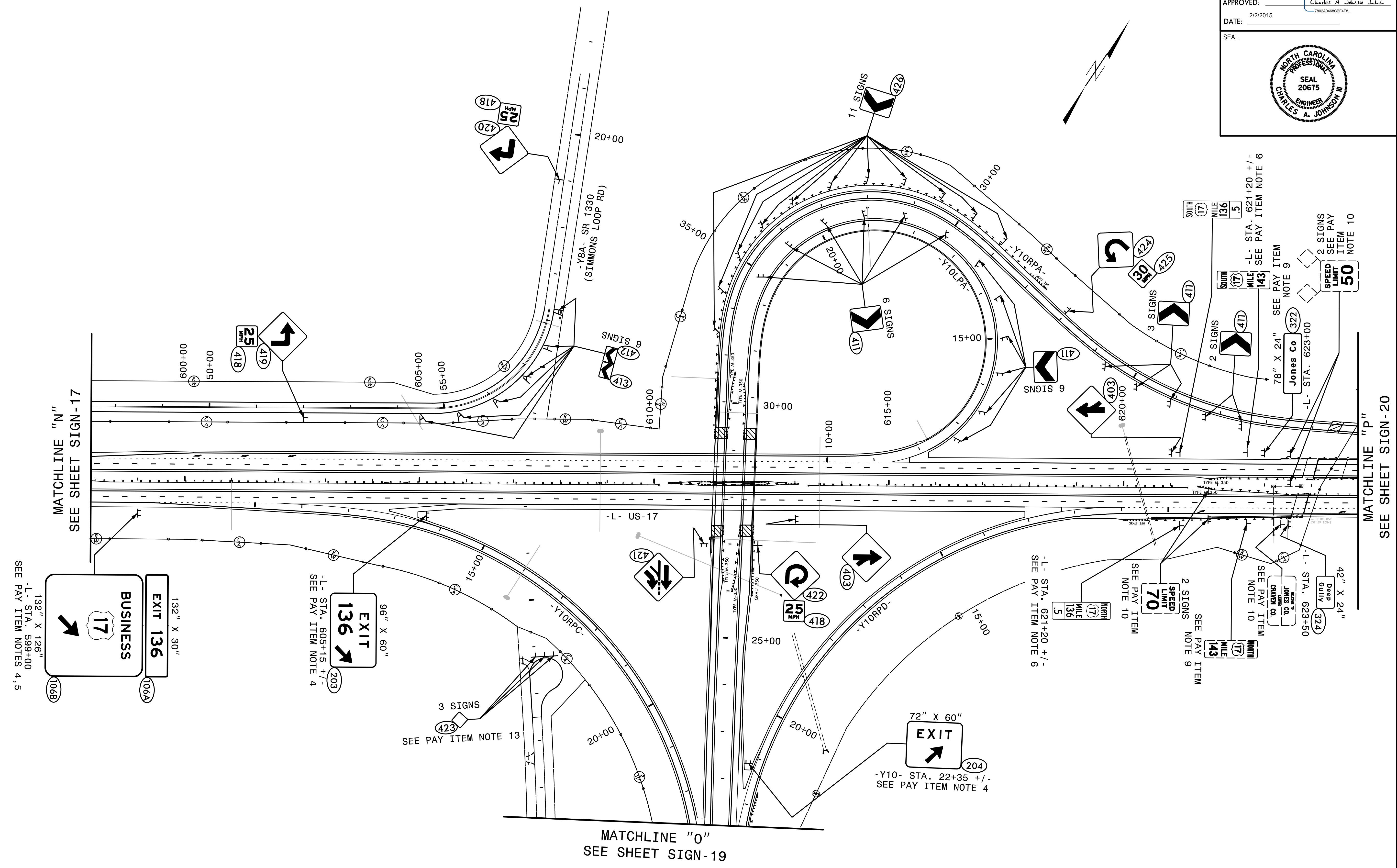
TIP NO. R-2514D	SHEET NO. SIGN-17
APPROVED: <u>Charles A. Johnson III</u> <small>DocuSigned by: 7802A0468C8F4F8</small>	
DATE: 2/2/2015	
SEAL	





PROPOSED SIGNS
STA. 571+00 TO 598+00


TIP NO. R-2514D	SHEET NO. SIGN-18
APPROVED: <u>Charles A. Johnson III</u> <small>7802A0483C8F4F8</small>	
DATE: 2/2/2015	
SEAL	
	

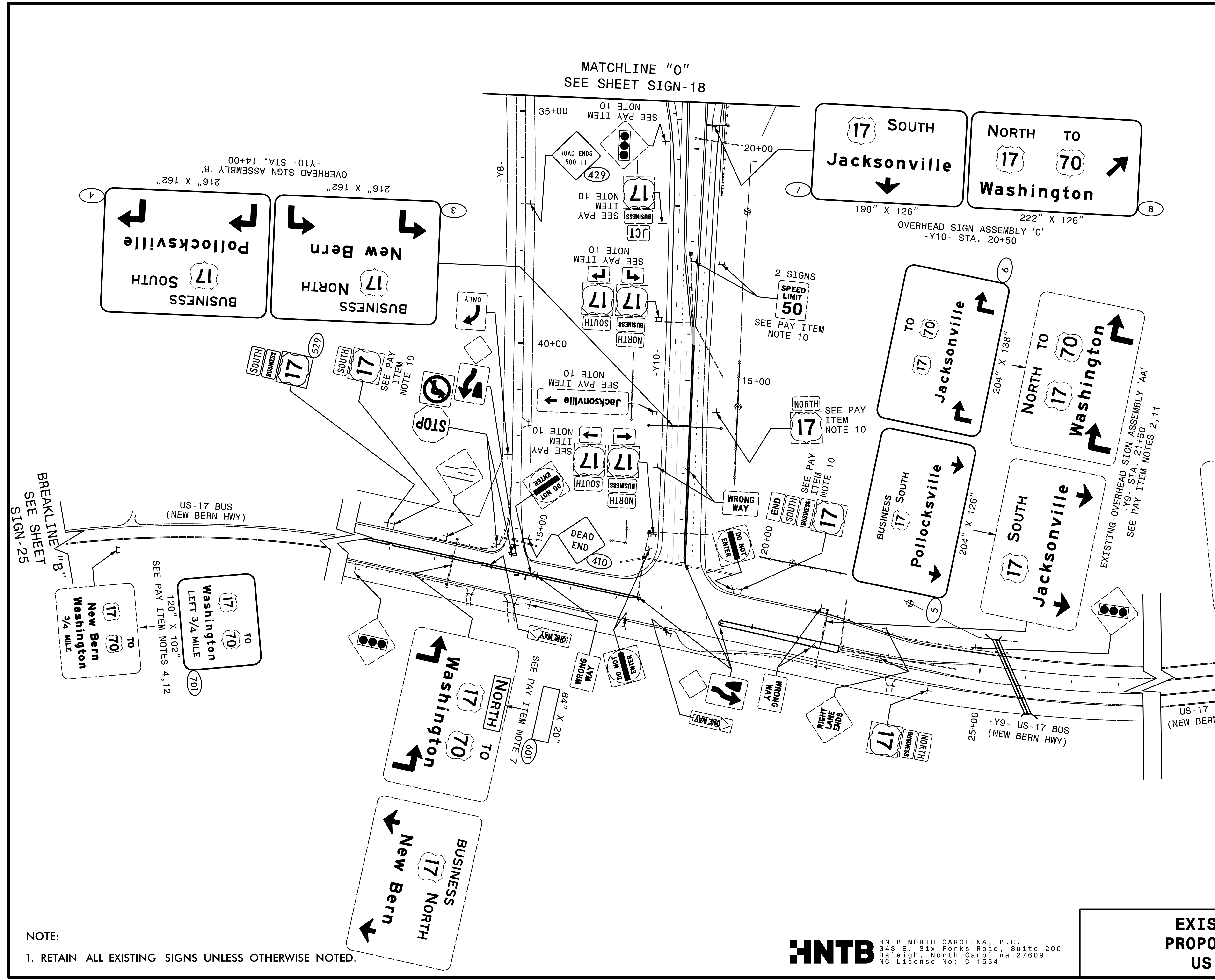


NOTE:
1. RETAIN ALL EXISTING SIGNS UNLESS OTHERWISE NOTED.

HNTB HNTB NORTH CAROLINA, P.C.
343 E. Six Forks Road, Suite 200
Raleigh, North Carolina 27609
NC License No: C-1554

**EXISTING AND
PROPOSED SIGNS
STA. 598+00 TO 625+00**


TIP NO. R-2514D	SHEET NO. SIGN-19
APPROVED: <u>Charles A Johnson III</u> <small>DocuSigned by: 7802A0483CF4F8</small>	
DATE: 2/2/2015	
SEAL	
	

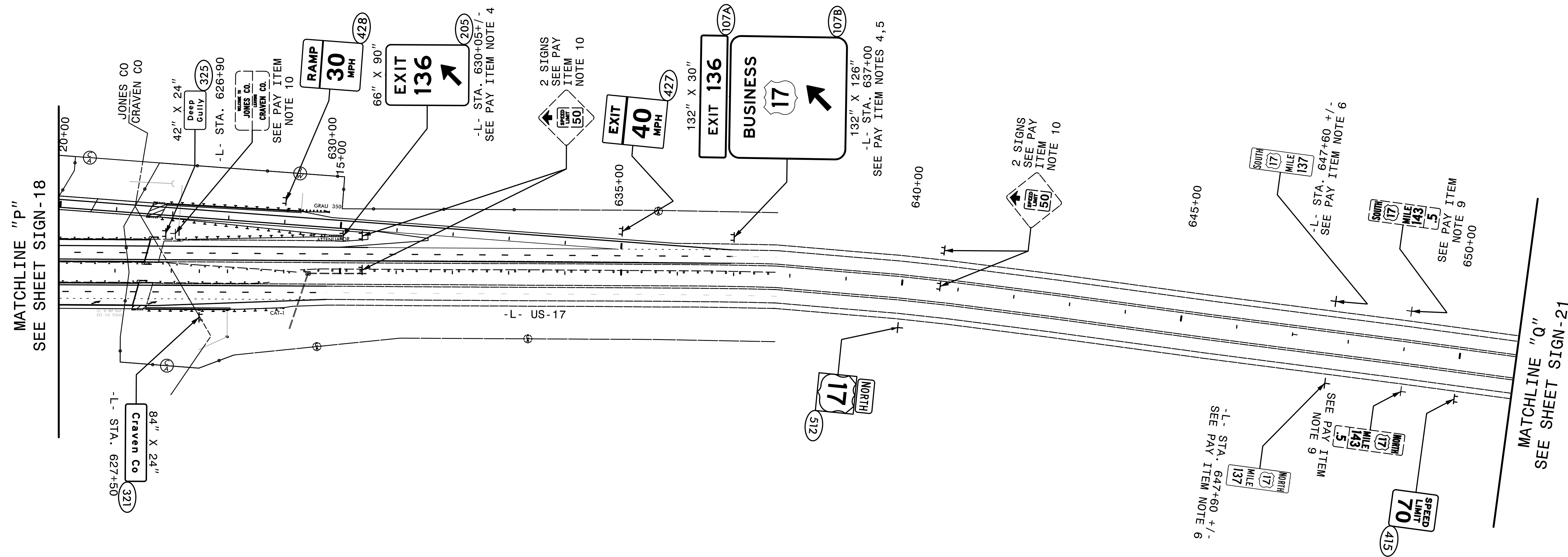


NOTE:
1. RETAIN ALL EXISTING SIGNS UNLESS OTHERWISE NOTED.

HNTB
HNTB NORTH CAROLINA, P.C.
343 E. Six Forks Road, Suite 200
Raleigh, North Carolina 27609
NC License No: C-1554

**EXISTING AND PROPOSED SIGNS
US-17 BUS**


TIP NO. R-2514D	SHEET NO. SIGN-20
APPROVED: <u>Charles A. Johnson III</u> <small>DocuSigned by: 7802A0468C8F4F8</small>	
DATE: 2/2/2015	
SEAL	
	

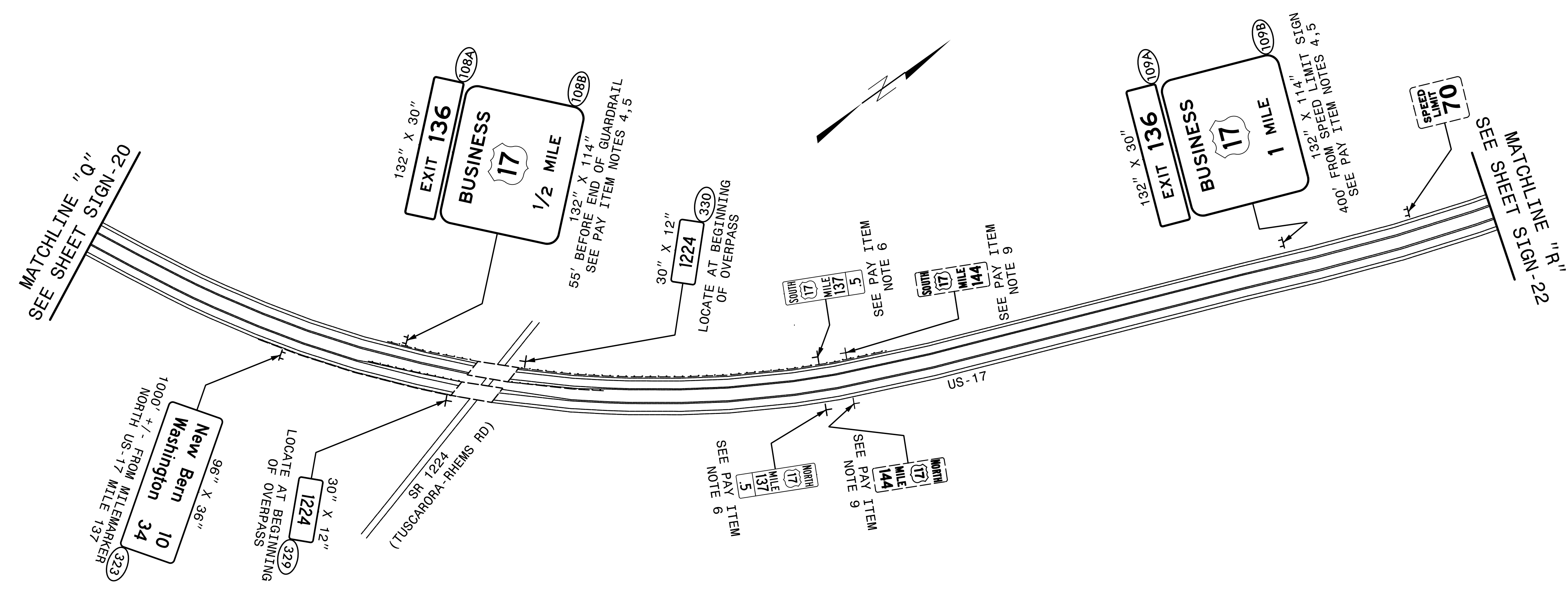


NOTE:
1. RETAIN ALL EXISTING SIGNS UNLESS OTHERWISE NOTED.

HNTB HNTB NORTH CAROLINA, P.C.
343 E. Six Forks Road, Suite 200
Raleigh, North Carolina 27609
NC License No: C-1554

**EXISTING AND
PROPOSED SIGNS
STA. 625+00 TO 651+00**

TIP NO. R-2514D	SHEET NO. SIGN-21
APPROVED: <u>Charles A. Johnson III</u> <small>DocuSigned by: Charles A. Johnson III 7802A048C3F4F8</small>	
DATE: 2/2/2015	
SEAL	
	




NOTE:
1. RETAIN ALL EXISTING SIGNS UNLESS OTHERWISE NOTED.

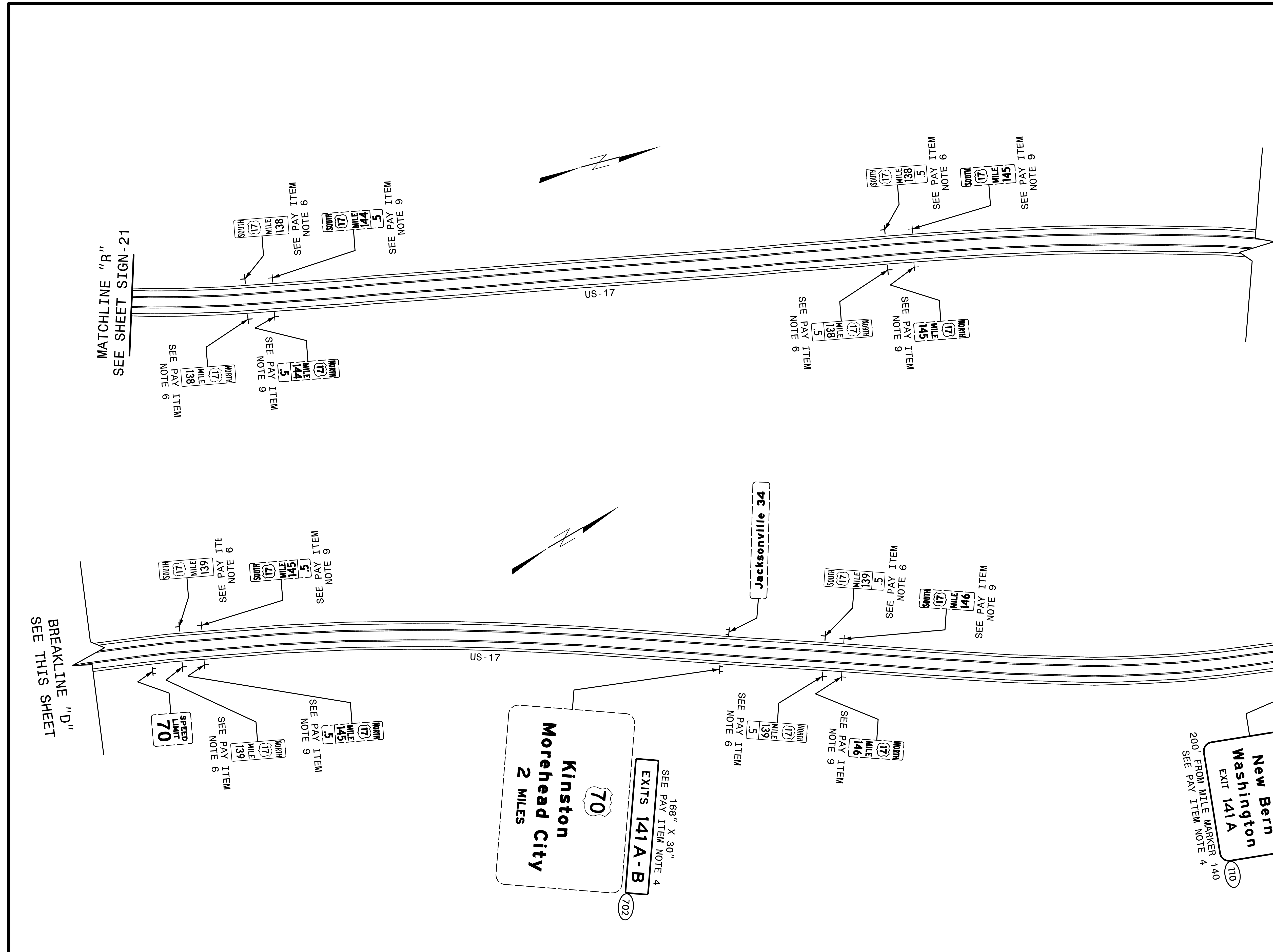
HNTB HNTB NORTH CAROLINA, P.C.
343 E. Six Forks Road, Suite 200
Raleigh, North Carolina 27609
NC License No: C-1554

**EXISTING AND
PROPOSED SIGNS
US-17**

TIP NO. R-2514D	SHEET NO. SIGN-22
APPROVED: <u>Charles A. Johnson III</u> <small>7802A0468CBF4EB</small>	
DATE: 2/2/2015	
SEAL	



SEAL
20675
ENGINEER
CHARLES A. JOHNSON III



NOTE:
1. RETAIN ALL EXISTING SIGNS UNLESS OTHERWISE NOTED.

HNTB HNTB NORTH CAROLINA, P.C.
343 E. Six Forks Road, Suite 200
Raleigh, North Carolina 27609
NC License No: C-1554

EXISTING AND PROPOSED SIGNS
US-17

BREAKLINE "D"
SEE THIS SHEET

BREAKLINE "D"
SEE THIS SHEET


MATCHLINE "S"
SEE SHEET SIGN-23

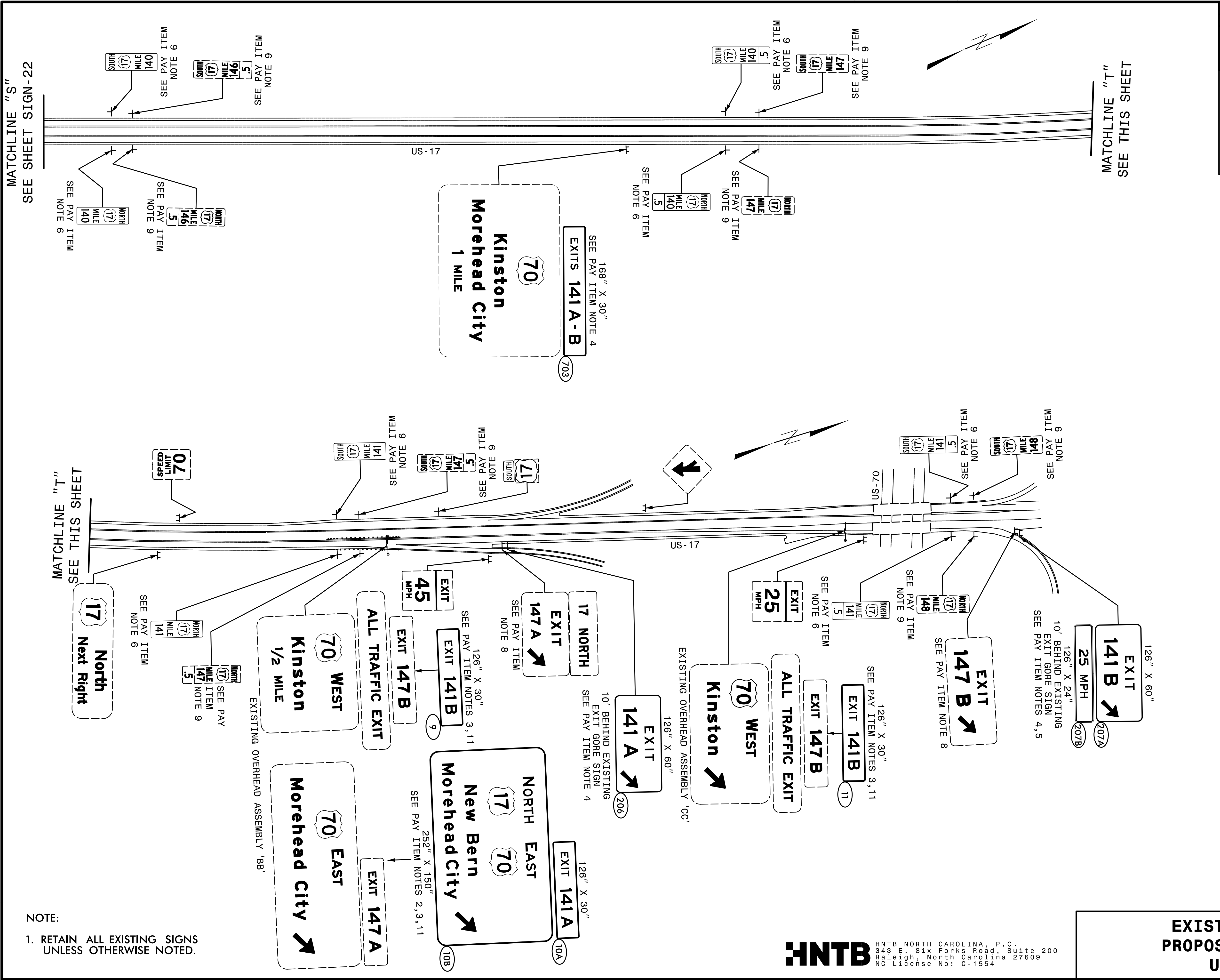
MATCHLINE "R"
SEE SHEET SIGN-21

150" X 120"
New Bern
Washington
EXIT 141A
200' FROM MILE MARKER 140
SEE PAY ITEM NOTE 4

168" X 30"
EXITS 141A-B
SEE PAY ITEM NOTE 4
70
Kinston
Morehead City
2 MILES
702

Jacksonville 34


TIP NO. R-2514D	SHEET NO. SIGN-23
APPROVED: <u>Charles A. Johnson III</u> <small>7802AD468CBF4F8</small>	
DATE: 2/2/2015	
SEAL	
	

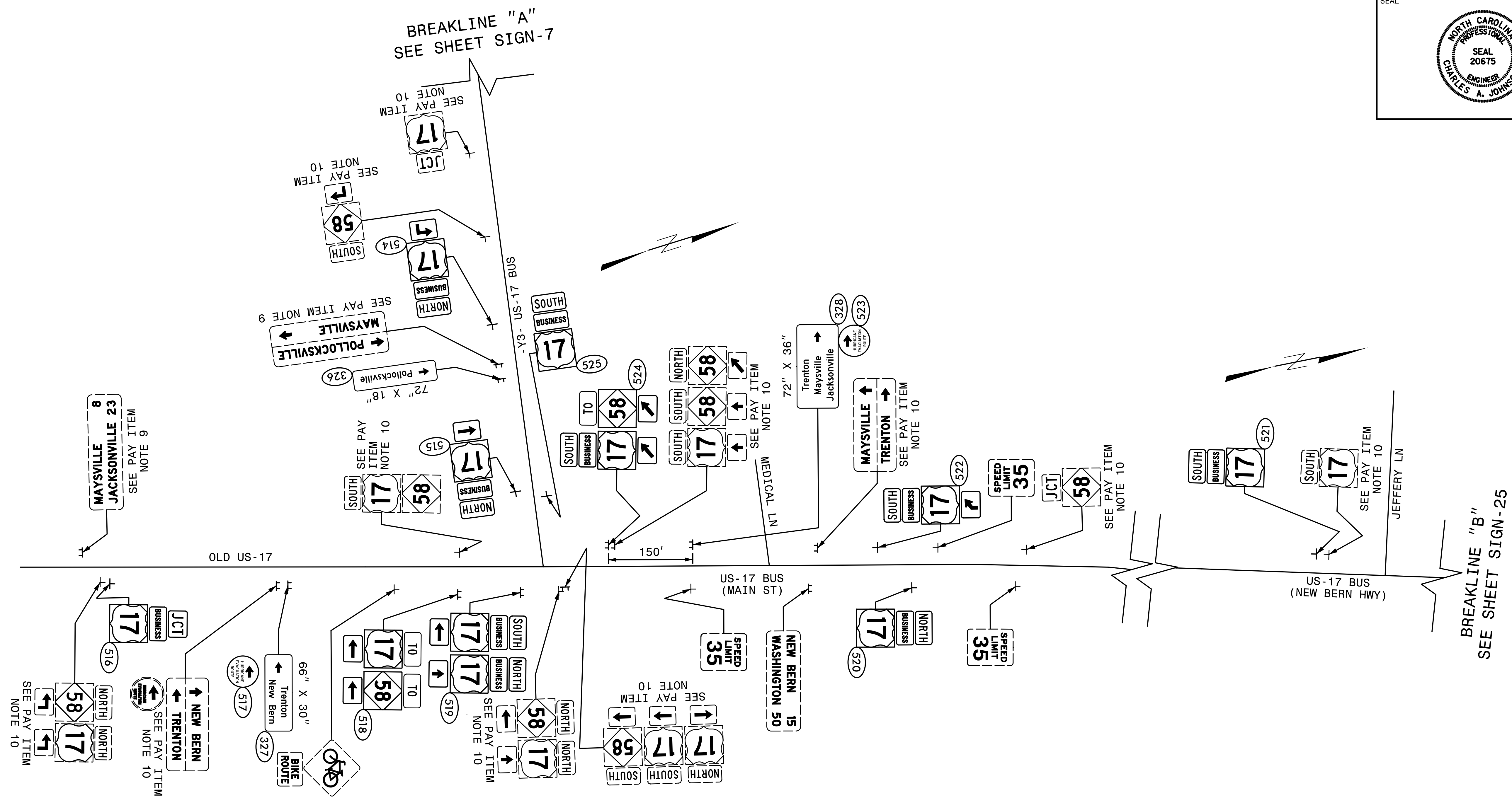


NOTE:
1. RETAIN ALL EXISTING SIGNS UNLESS OTHERWISE NOTED.

HNTB HNTB NORTH CAROLINA, P.C.
343 E. Six Forks Road, Suite 200
Raleigh, North Carolina 27609
NC License No: C-1554

EXISTING AND PROPOSED SIGNS
US-17

TIP NO. R-2514D	SHEET NO. SIGN-24
APPROVED: <i>Charles A. Johnson III</i> <small>DocuSigned by: Charles A. Johnson III 7802A048C35F4F8</small>	
DATE: 2/2/2015	
SEAL	
	




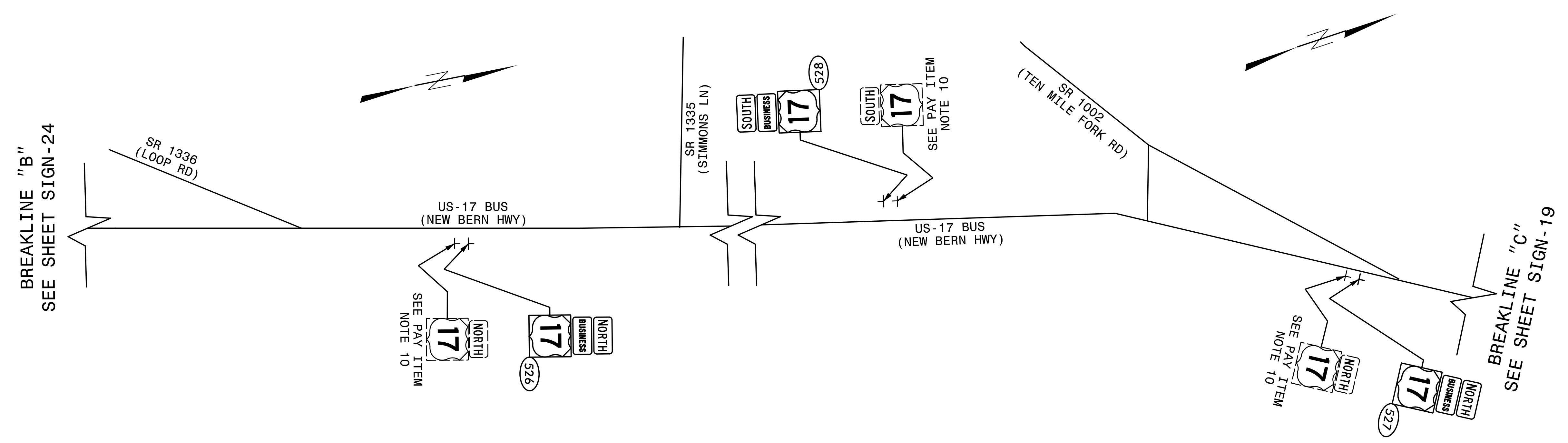
NOTE:
1. RETAIN ALL EXISTING SIGNS UNLESS OTHERWISE NOTED.

HNTB HNTB NORTH CAROLINA, P.C.
343 E. Six Forks Road, Suite 200
Raleigh, North Carolina 27609
NC License No: C-1554

**EXISTING AND PROPOSED SIGNS
US-17 BUSINESS**

TIP NO. R-2514D	SHEET NO. SIGN-25
APPROVED: <u>Charles A Johnson III</u> <small>7802A048C8BF4FB</small>	
DATE: 2/2/2015	
SEAL	





NOTE:
1. RETAIN ALL EXISTING SIGNS UNLESS OTHERWISE NOTED.

HNTB HNTB NORTH CAROLINA, P.C.
343 E. Six Forks Road, Suite 200
Raleigh, North Carolina 27609
NC License No: C-1554

**EXISTING AND PROPOSED SIGNS
US-17 BUSINESS**