8/17/99

REVISIONS

$$$$SYSTIME$$$$
$$$$DGN$$$$
$$$$USERNAME$$$$

CULVERT CONSTRUCTION SEQUENCE PHASE 1 AND 2 STA. 96+65.44 –L–

PHASE 1:
1. INSTALL PERIMETER EROSION CONTROL DEVICES PRIOR TO CONSTRUCTION AS SHOWN IN THE CLEAR AND GRUBBING PHASE.
2. SHIFT TRAFFIC TO ONE LANE, TWO WAY PATTERN ON THE DOWNSTREAM SIDE OF THE PROPOSED CULVERT.
3. EXTEND 60" CMP APPROXIMATELY 24 LF AND CONSTRUCT IMPERVIOUS DIKE A TO DIVERT THE STREAM AROUND THE CONSTRUCTION.
4. CONSTRUCT UPSTREAM SIDE OF CULVERT AND PROPOSED CHANNEL IMPROVEMENTS.
5. PLACE FLOWABLE FILL IN THE EAST BARREL OF THE EXISTING 60" CMP.
6. CONSTRUCT A PORTION OF THE PROPOSED ROADWAY SUFFICIENT TO ALLOW TRAFFIC THROUGH THE SITE AS DESCRIBED IN THE TRAFFIC CONTROL PHASING.

PHASE 2:
1. SHIFT TRAFFIC TO ONE LANE, TWO WAY PATTERN ON THE UPSTREAM SIDE OF THE PROPOSED CULVERT.
2. CONSTRUCT DOWNSTREAM SIDE OF CULVERT AND ANY NECESSARY OUTLET CHANNEL IMPROVEMENTS.
3. CONSTRUCT A PORTION OF THE PROPOSED ROADWAY SUFFICIENT TO ALLOW TRAFFIC THROUGH THE SITE AS DESCRIBED IN THE TRAFFIC CONTROL PHASING.

NOTES:
1. CULVERT CONSTRUCTION SHALL BE PERFORMED IN ONLY DRY OR ISOLATED SECTIONS OF CHANNEL.
2. IMPERVIOUS DIKES ARE TO BE USED TO ISOLATE WORK FROM STREAM FLOW AS NECESSARY.
3. ALL GRADED AREAS SHALL BE STABILIZED WITHIN 24 HOURS.
4. MAINTENANCE OF STREAM FLOW OPERATIONS SHALL BE INCIDENTAL TO THE WORK. THIS INCLUDES POLETHYLENE SHEETING, DIVERSION PIPES, PUMPS AND HOSES.
5. THE CONTRACTOR SHALL NOT PUMP SEDIMENT–LADEN WATER DIRECTLY INTO STREAM. FOR DE–WATERING OF CULVERT SITES, THE CONTRACTOR SHALL FILTER SEDIMENT–LADEN WATER THROUGH SPECIAL STILLING BASIN. LOCATION OF THE SPECIAL STILLING BASIN TO BE APPROVED BY THE ENGINEER.

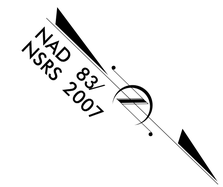

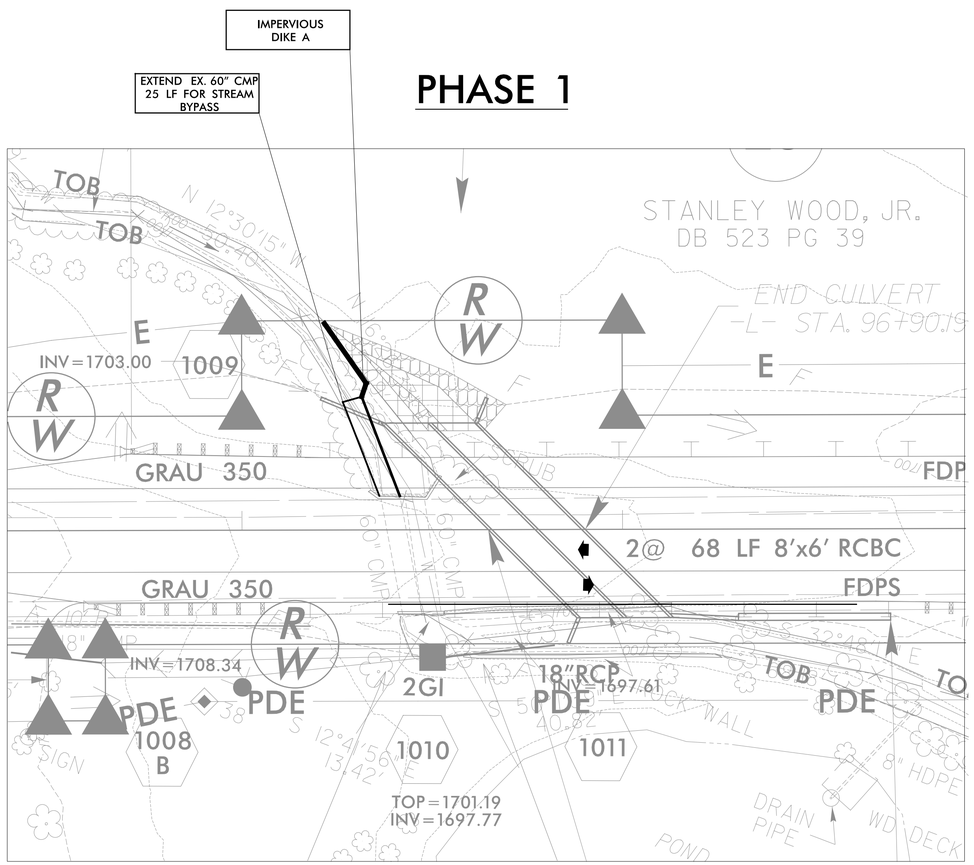
PHASE 1

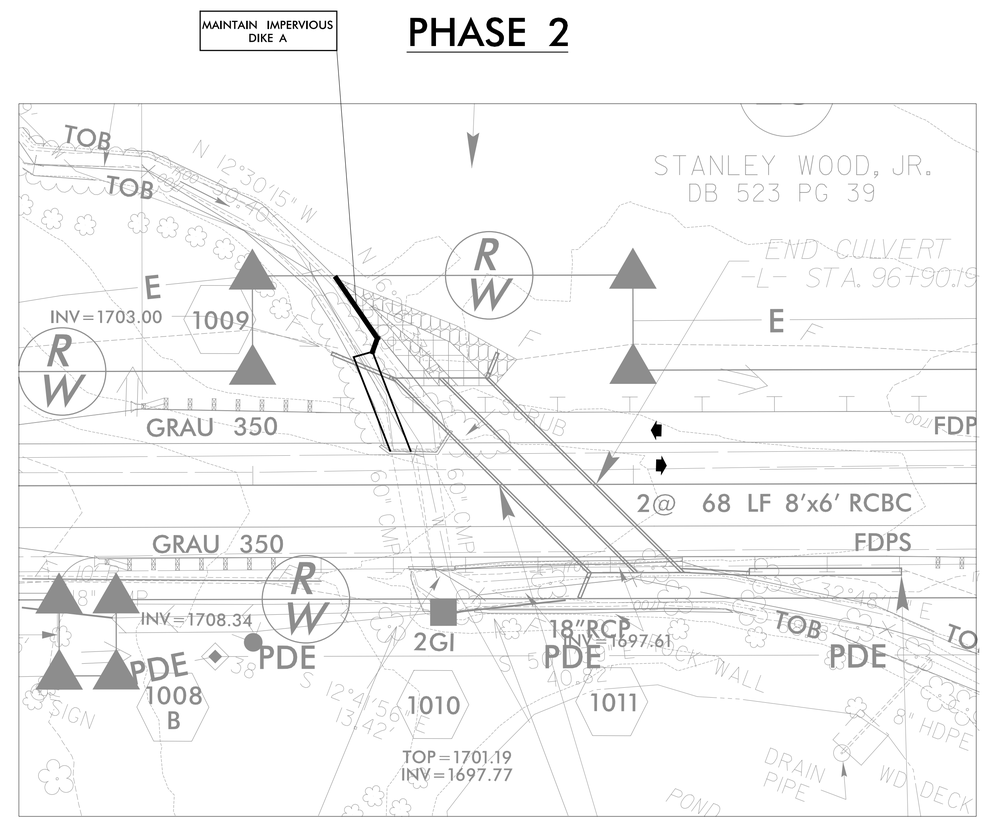
PHASE 2

Vaughn & Melton
Consulting Engineers
Asheville, North Carolina 828-253-2796
Charlotte, North Carolina 704-357-0488
Tri-Cities, Tennessee 423-467-8401
Knoxville, Tennessee 865-546-5800
Middlesboro, Kentucky 606-248-6600
Spartanburg, South Carolina 864-574-4775

Copyright© 1994 Vaughn & Melton, Inc.
All Rights Reserved

PROJECT REFERENCE NO.	SHEET NO.
R-3622B	EC-11/CONST.10
R/W SHEET NO.	
ROADWAY DESIGN ENGINEER	HYDRAULICS ENGINEER