

520

520

510

510

500

500

490

490

480

480

470

470

510

510

500

500

490

490

480

480

470

470

510

510

500

500

490

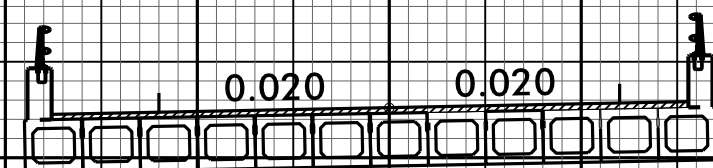
490

480

480

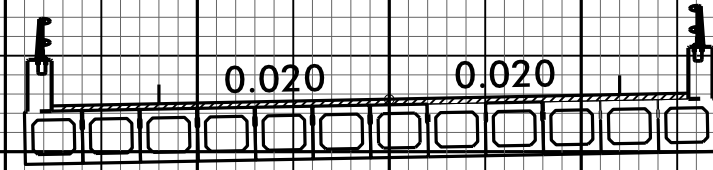
470

470



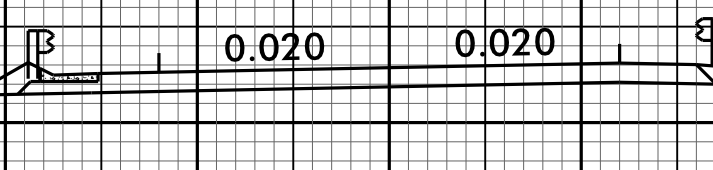
496.33
GRADE TO THIS LINE EL. 491.00

21+00.00



502.28
GRADE TO THIS LINE EL. 491.00

20+75.00



502.58

20+50.00

-4-