DocuSign Envelope ID: 7C6C44E3-0DB8-4E7D-ABC2-D26B5DAF923F

PROJECT REFERENCE NO.	SHEET NO.
R-2248EA	ITS-12

CCTV–2 GPS COORDINATES

N 35° 21.970′
W 80° 48.948′

DRAWING 1

NEW ELECTRICAL SERVICE EQUIPMENT

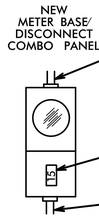

- INSTALL 3–WIRE #3 COPPER SERVICE ENTRANCE CONDUCTORS IN NEW 1¼″ RIGID GALVANIZED RISER WITH WEATHERHEAD. INSTALL 1¼″ RAINPROOF CONDUIT HUB ON TOP OF NEW SERVICE METER/DISCONNECT COMBO PANEL
- INSTALL NEW SERVICE DISCONNECT WITH 1 SINGLE POLE, 15 AMP CIRCUIT BREAKER
- INSTALL ONE 1″ CONDUIT WITH THREE #10 COPPER FEEDER CONDUCTORS TO CCTV EQUIPMENT CABINET DISCONNECT

DRAWING 2

NEW EQUIPMENT CABINET DISCONNECT

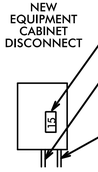

- INSTALL 1 SINGLE POLE, 15 AMP CIRCUIT BREAKER FOR CCTV
- INSTALL ONE 1″ CONDUIT WITH THREE #10 COPPER FEEDER CONDUCTORS FROM POLE–MOUNTED METER BASE/DISCONNECT COMBO PANEL
- INSTALL ONE 1″ CONDUIT WITH THREE #12 COPPER FEEDER CONDUCTORS TO POLE–MOUNTED CCTV CABINET

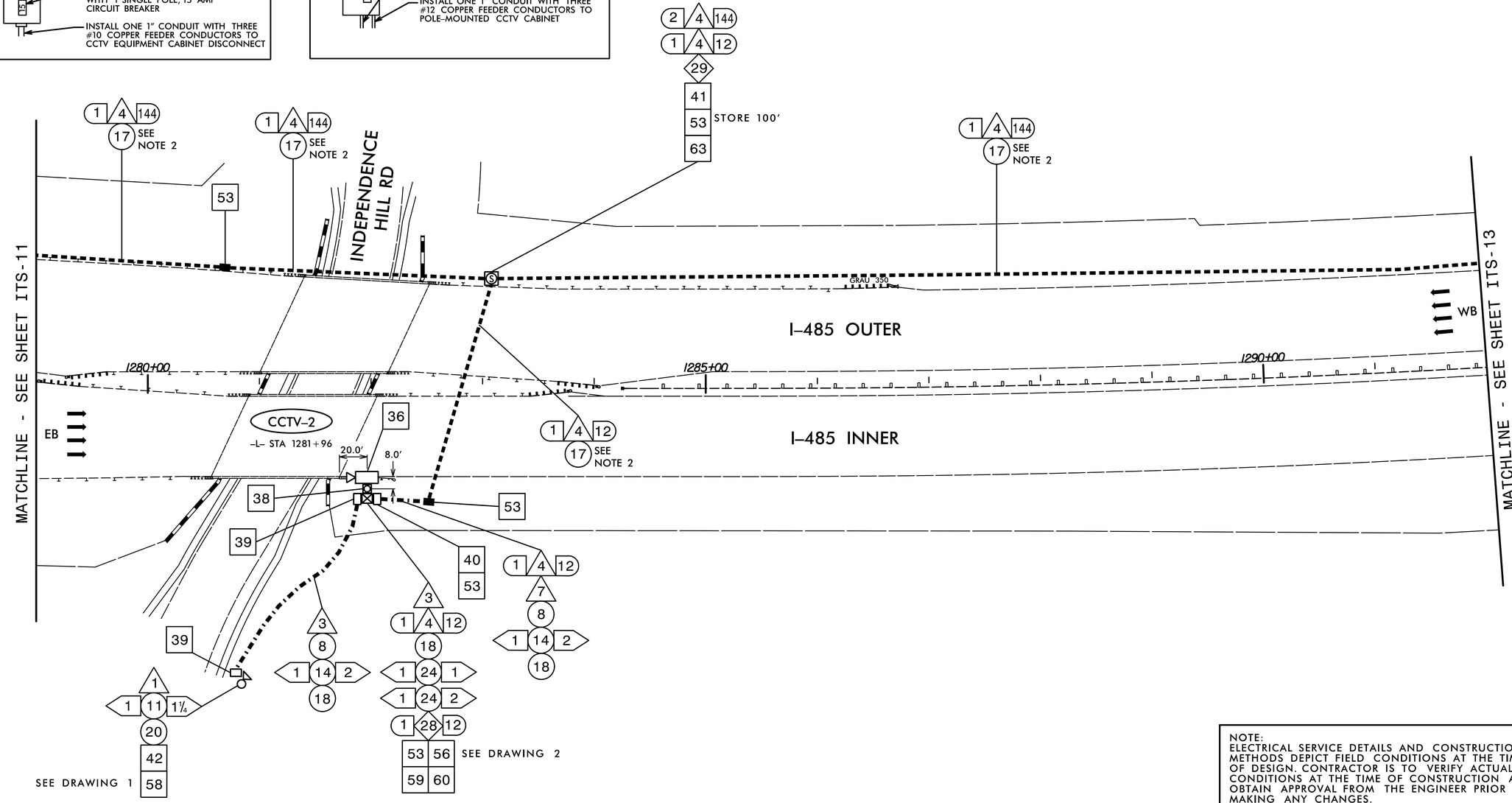

NOTE:
ELECTRICAL SERVICE DETAILS AND CONSTRUCTION METHODS DEPICT FIELD CONDITIONS AT THE TIME OF DESIGN. CONTRACTOR IS TO VERIFY ACTUAL CONDITIONS AT THE TIME OF CONSTRUCTION AND OBTAIN APPROVAL FROM THE ENGINEER PRIOR TO MAKING ANY CHANGES.

NOTES:
1. MAINTAIN A MINIMUM OF SIX (6) FEET FROM THE EDGE OF PAVEMENT WHEN TRENCHING PARALLEL TO THE ROADWAY.
2. INSTALL FIBER–OPTIC CABLE INTO THE EXISTING BLACK DUCT.
3. CONTACT THE REGIONAL ITS ENGINEER AT (704) 347–6601 TO CONFIRM THE LOCATION OF THE CCTV.
4. MOUNT THE CCTV CAMERA 45′ ABOVE GRADE.
5. INSTALL A LEVEL CONCRETE TECHNICIAN PAD MEASURING A MINIMUM OF 4 INCHES THICK, 24 INCHES WIDE AND 36 INCHES LONG AT THE FRONT DOOR OF THE CCTV EQUIPMENT CABINET. SEE TYPICAL DETAILS SHEET.
6. CONTACT TOM EDELEN (DUKE ENERGY) AT (704) 582–8070 TO OBTAIN POWER TO ELECTRICAL SERVICE.

HNTB
HNTB NORTH CAROLINA, P.C.
343 E. Six Forks Road, Suite 200
Raleigh, North Carolina 27609
NC License No: C-1554

Plans Prepared for:
Transportation Mobility and Safety Division
STATE OF NORTH CAROLINA DEPARTMENT OF TRANSPORTATION
Intelligent Transportation Systems Section
750 N. Greenfield Pkwy., Garner, NC 27529

CABLE ROUTING PLAN

DIVISION 10 MECKLENBURG CO. CHARLOTTE

PLAN DATE:	FEBRUARY 2015	REVIEWED BY:	A.D. KLINKSIEK
PREPARED BY:	T.R. TERRELL	REVIEWED BY:	H.L. WINSTEAD

SCALE 0 50 1″=50′

REVISIONS	INIT.	DATE

SEAL
NORTH CAROLINA PROFESSIONAL SEAL 07983 ENGINEER HARVEY L. WINSTEAD, JR.

DocuSigned by: H.L. Winstead, Jr. 02-04-2015
F62917C5CE07429
SIGNATURE DATE

CADD Filename: R2248EA_ITS-12.dgn