




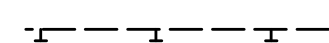
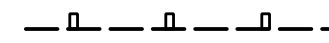

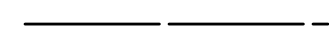
























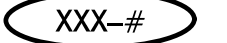
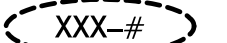




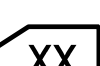

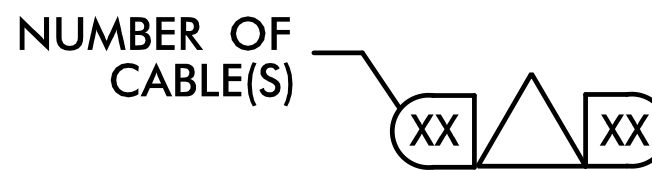
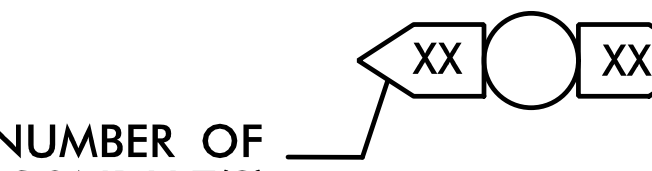
- 1 INSTALL 3-WIRE COPPER SERVICE ENTRANCE CONDUCTORS
- 2 INSTALL 4-WIRE COPPER FEEDER CONDUCTORS
- 3 INSTALL 3-WIRE COPPER FEEDER CONDUCTORS
- 4 INSTALL SMFO CABLE
- 5 INSTALL CAT 5e ETHERNET CABLE
- 6 INSTALL FIBER OPTIC DROP CABLE
- 7 INSTALL TRACER WIRE
- 8 TRENCH
- 9 INSTALL PVC CONDUIT
- 10 INSTALL RIGID, GALVANIZED STEEL CONDUIT
- 11 INSTALL RIGID, GALVANIZED STEEL RISER WITH WEATHERHEAD
- 12 INSTALL RIGID, GALVANIZED STEEL RISER WITH FIBER OPTIC CABLE SEAL
- 13 INSTALL POLYETHYLENE CONDUIT IN EXISTING OUTERDUCT
- 14 INSTALL POLYETHYLENE CONDUIT
- 15 DIRECTIONAL DRILL CONDUIT
- 16 BORE AND JACK CONDUIT
- 17 INSTALL CABLE(S) IN EXISTING CONDUIT
- 18 INSTALL CABLE(S) IN NEW CONDUIT
- 19 INSTALL CABLE(S) IN EXISTING RISER
- 20 INSTALL CABLE(S) IN NEW RISER
- 21 INSTALL CABLE(S) IN EXISTING CONDUIT STUBOUTS
- 22 INSTALL NEW CONDUIT INTO EXISTING CABINET BASE (USE EXISTING CONDUIT STUB-OUTS WHEN AVAILABLE)
- 23 INSTALL NEW RISER INTO EXISTING CABINET BASE (USE EXISTING CONDUIT STUB-OUTS WHEN AVAILABLE)
- 24 INSTALL NEW CONDUIT INTO NEW POLE MOUNTED CABINET
- 25 INSTALL NEW RISER INTO EXISTING POLE MOUNTED CABINET
- 26 TERMINATE COMMUNICATIONS CABLE ON EXISTING TELEMETRY INTERFACE PANEL IN TRAFFIC SIGNAL CONTROLLER CABINET
- 27 INSTALL NEW TELEMETRY INTERFACE PANEL IN TRAFFIC SIGNAL CONTROLLER CABINET
- 28 INSTALL INTERCONNECT CENTER, PATCH PANEL, JUMPERS, AND FUSION SPLICE CABLE IN CABINET
- 29 INSTALL UNDERGROUND SPLICE ENCLOSURE
- 30 MODIFY EXISTING UNDERGROUND SPLICE ENCLOSURE
- 31 MODIFY EXISTING BASE MOUNTED SPLICE CABINET
- 32 INSTALL BASE MOUNTED SPLICE CABINET
- 33 REMOVE EXISTING SPLICE CABINET



- 34 INSTALL CABINET FOUNDATION
- 35 REMOVE EXISTING CABINET FOUNDATION
- 36 INSTALL CCTV CAMERA ASSEMBLY
- 37 INSTALL CCTV CAMERA METAL POLE WITH LOWERING DEVICE AND FOUNDATION
- 38 INSTALL CCTV CAMERA METAL POLE AND FOUNDATION
- 39 INSTALL STANDARD JUNCTION BOX
- 40 INSTALL OVERSIZED JUNCTION BOX
- 41 INSTALL SPECIAL OVERSIZED JUNCTION BOX
- 42 INSTALL WOOD POLE
- 43 INSTALL 6" x 6" WOOD PEDESTAL
- 44 INSTALL AERIAL GUY ASSEMBLY
- 45 INSTALL STANDARD GUY ASSEMBLY
- 46 INSTALL SIDEWALK GUY ASSEMBLY
- 47 INSTALL MESSENGER CABLE
- 48 REMOVE EXISTING COMMUNICATIONS CABLE AND MESSENGER CABLE
- 49 REMOVE EXISTING COMMUNICATIONS CABLE
- 50 INSTALL TELEPHONE SERVICE
- 51 INSTALL CABLE STORAGE RACKS (SNOW SHOES) AND STORE 100 FEET OF CABLE
- 52 INSTALL DELINEATOR MARKER
- 53 STORE 30 FEET OF COMMUNICATIONS CABLE (EACH CABLE), EXCEPT AS NOTED ON PLANS
- 54 LASH CABLE(S) TO NEW MESSENGER CABLE
- 55 LASH CABLE(S) TO EXISTING MESSENGER CABLE
- 56 INSTALL NEW EQUIPMENT CABINET DISCONNECT
- 57 MODIFY EXISTING ELECTRICAL SERVICE
- 58 INSTALL NEW ELECTRICAL SERVICE
- 59 INSTALL NEW POLE MOUNTED CABINET
- 60 INSTALL FIELD ETHERNET SWITCH
- 61 INSTALL SOLAR POWER ASSEMBLY
- 62 INSTALL DMS ASSEMBLY
- 63 REMOVE EXISTING JUNCTION BOX
- 64 INSTALL ISOLATION TRANSFORMER

LEGEND

-  F0 NEW FIBER OPTIC COMMUNICATIONS CABLE
-  NEW CONDUIT
-  EXISTING CONDUIT
-  DD NEW DIRECTIONAL DRILLED CONDUIT
-  NEW GUARDRAIL
-  EXISTING GUARDRAIL
-  EXISTING CABLE GUIDERAIL
-  EXISTING CONCRETE BARRIER / NOISE WALL
-  EXISTING RIGHT OF WAY
-  NEW JUNCTION BOX
-  EXISTING JUNCTION BOX
-  NEW SPECIAL OVERSIZED JUNCTION BOX WITH SPLICE ENCLOSURE
-  EXISTING SPECIAL OVERSIZED JUNCTION BOX WITH NEW SPLICE ENCLOSURE
-  EXISTING SPECIAL OVERSIZED JUNCTION BOX WITHOUT SPLICE ENCLOSURE
-  NEW WOOD POLE
-  EXISTING WOOD POLE
-  NEW SPLICE ENCLOSURE
-  EXISTING SPLICE ENCLOSURE
-  NEW METAL POLE
-  EXISTING METAL POLE
-  EXISTING CCTV CAMERA ASSEMBLY
-  NEW CCTV CAMERA ASSEMBLY
-  EXISTING PEDESTAL-MOUNTED DMS STRUCTURE
-  NEW PEDESTAL-MOUNTED DMS STRUCTURE
-  NEW STANDARD GUY ASSEMBLY
-  EXISTING STANDARD GUY ASSEMBLY
-  NEW SIDEWALK GUY ASSEMBLY
-  EXISTING SIGNAL CABINET
-  NEW FIELD EQUIPMENT CABINET
-  EXISTING FIELD EQUIPMENT CABINET
-  NEW ELECTRICAL SERVICE
-  EXISTING ELECTRICAL SERVICE
-  SP SIGNAL POLE
-  XXX-# NEW ITS DEVICE NUMBER
-  XXX-# EXISTING ITS DEVICE NUMBER

CONSTRUCTION NOTE SYMBOLOGY KEY

-  INDICATES NUMBER OF CABLES, LOOPS, ETC.
 -  INDICATES NUMBER OF FIBERS PER CABLE, TWISTED PAIRS PER CABLE, ETC.
 -  INDICATES NUMBER OF RISER(S)/CONDUIT(S)
 -  INDICATES DIAMETER OF RISER(S)/CONDUIT(S) (INCH)
- 
 NUMBER OF CABLE(S) NUMBER OF FIBERS / TWISTED PAIRS
- 
 NUMBER OF RISER(S) / CONDUIT(S) DIAMETER OF RISER(S) / CONDUIT(S) (INCH)

 <small>250 N. Greenfield Place, Garner, NC 27529</small>	CONSTRUCTION NOTES AND LEGEND		 <small>SEAL 07983</small>
	DIVISION 10 MECKLENBURG CO., CHARLOTTE PLAN DATE: FEBRUARY 2015 REVIEWED BY: A.D. KLINKSIEK PREPARED BY: T.R. TERRELL REVIEWED BY: H.L. WINSTEAD		
SCALE	REVISIONS	INIT.	DATE
NONE			

DocuSigned by:
 H.L. Winstead, Jr. 02-04-2015
 F02917C3E07429
 SIGNATURE DATE
 CADD File Name: R2248EA ITS-05.dgn