STATE	PROJECT WBS	SHEET NUMBER
NC	12CR.10181.16 12CR.20181.23	4

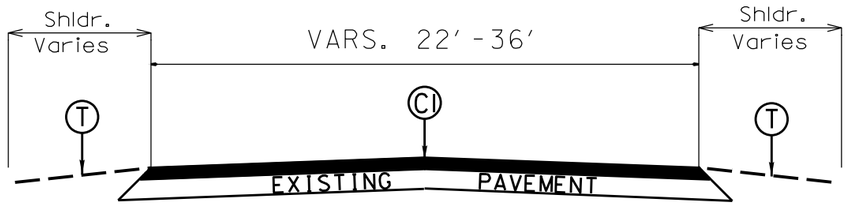

TYPICAL SECTION NO. 1

MAP # 2 - 264+00 to 279+00
MAP # 4 - (entire map)

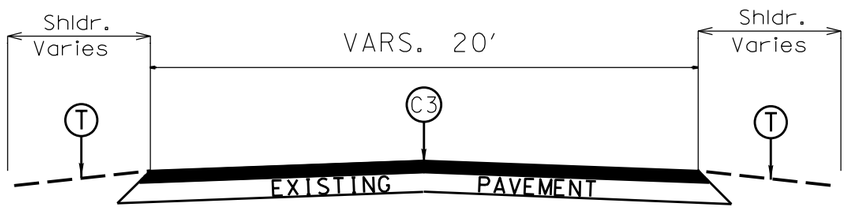

TYPICAL SECTION NO. 2

MAP # 6 - (entire map)

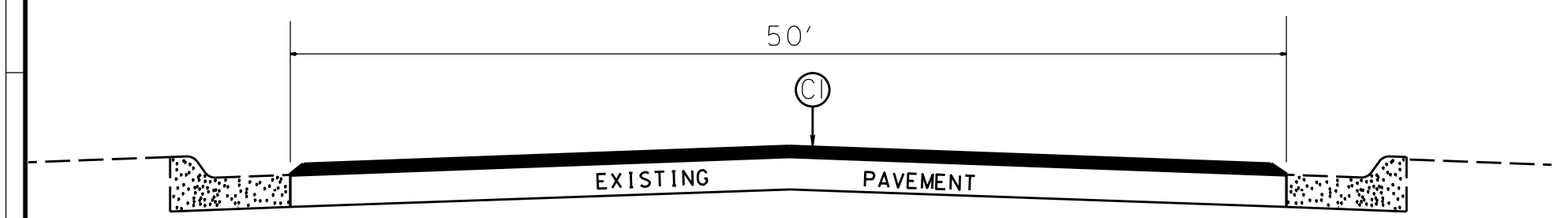

TYPICAL SECTION NO. 3

MAP # 2 - 279+00 to 298+50

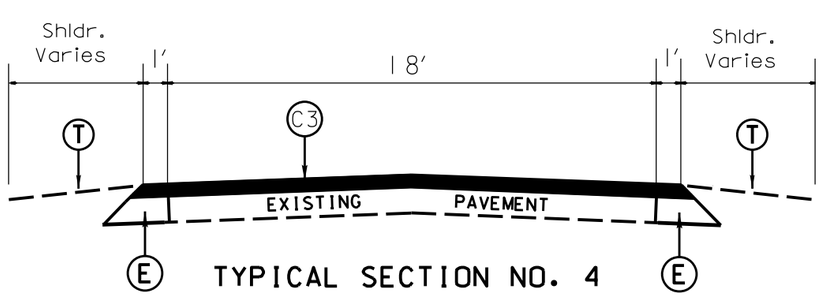

TYPICAL SECTION NO. 4

MAP # 5 - (entire map)

PAVEMENT SCHEDULE	
C1	PROP. APPROX. 1½″ ASPHALT CONCRETE SURFACE COURSE, TYPE S9.5B, AT AN AVERAGE RATE OF 168 LBS. PER SQ. YD.
C2	PROP. APPROX. 1½″ ASPHALT CONCRETE SURFACE COURSE, TYPE S9.5C, AT AN AVERAGE RATE OF 168 LBS. PER SQ. YD.
C3	PROP. APPROX. 1″ ASPHALT CONCRETE SURFACE COURSE, TYPE SF9.5A AT AN AVERAGE RATE OF 110 LBS. PER SQ. YD.
E	PROP. APPROX. 8.0″ ASPHALT CONCRETE BASE COURSE, TYPE B25.0B AT AN AVERAGE RATE OF 456 LBS. PER SQ. YD., IN EACH OF TWO LIFTS.
F	ASPHALT SURFACE TREATMENT, MATCOAT #67 STONE
T	AGGREGATE SHOULDER BORROW (SHOULDER RECONSTRUCTION)
Z	MILL ASPHALT PVMT. APPROX. 1.5″ DEPTH
Y1	INCIDENTAL MILLING
Y2	MILLED RUMBLE STRIP

Drawn by: G.Brittain
Checked by:

2015-2016
Resurfacing Program
Typical Sections
Catawba County NC