TIP NO.	SHEET NO.
I-0914BB	SIGN-2D

APPROVED: DocuSigned by: Ronald W. King 0695D7A9577C4DC...

DATE: 11/4/2014

SEAL

NORTH CAROLINA PROFESSIONAL SEAL 022959 ENGINEER RONALD W. KING

STATE OF NORTH CAROLINA
DEPT. OF TRANSPORTATION
DIVISION OF HIGHWAYS
RALEIGH, N.C.

1-12

ENGLISH STANDARD DRAWING FOR
MILEPOST AND PLACEMENT

MILEPOST PLACEMENT

ROADWAY WITH CURB

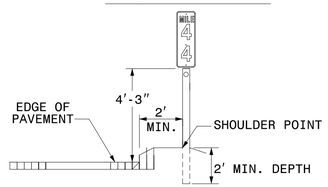

ROADWAY WITH 10′ PAVED SHOULDER

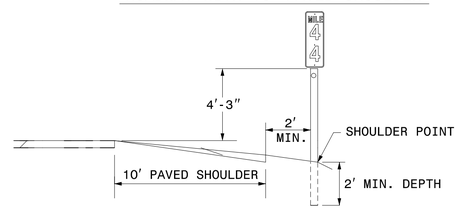

NOTES:

1. A MILEPOST SIGN SHALL CONSIST OF ONE (1) 12″ X 24″, 12″ X 36″ OR 12″ X 48″ SIGN PANEL. AN ENHANCE REFERENCE LOCATION SIGN SHALL CONSIST OF ONE (1) 18″ X 54″ SIGN PANEL. AN INTERMEDIATE ENHANCE REFERENCE LOCATION SIGN SHALL CONSIST OF ONE (1) 18″ X 60″ SIGN PANEL.
2. FABRICATE SIGNS FROM .080″ SHEET ALUMINUM. EACH SIGN SHALL HAVE SILVER STUCK-ON MESSAGE AND BORDER ON GREEN BACKGROUND. MESSAGE, BORDER AND BACKGROUND TO BE REFLECTORIZED.
3. MILEPOST AND ENHANCE REFERENCE LOCATION SIGNS REQUIRE ONE (1) 2-LB GALVANIZED STEEL U-CHANNEL POST. THE POST'S LENGTH MUST MEET THE REQUIREMENTS SHOWN IN THESE STANDARDS.
4. POSTS SHALL BE DRIVEN. THE TOP OF POST SHALL NOT PROJECT ABOVE THE TOP OF SIGN.
5. ATTACH EACH SIGN TO THE WIDE FACE (FLANGES) OF THE POST BY MEANS OF THE FOLLOWING COMBINATION- 5/16″ HEX HEAD BOLT, NYLON WASHER, SHIM, FLAT WASHER, LOCK WASHER, HEX NUT. FULL CONTACT BETWEEN THE SIGN AND THE POST SHALL BE ACHIEVED. NO BUCKLING OF THE SIGN WILL BE PERMITTED.
6. PLACE MILEPOST SIGNS AT THE SHOULDER POINT UNLESS THE ENGINEER DIRECTS OTHERWISE.

POST DETAILS

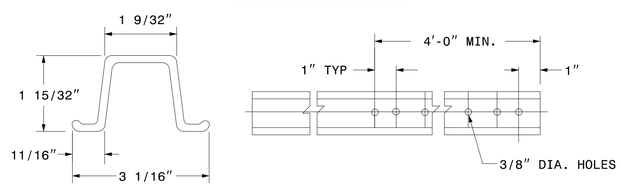

2-LB U-CHANNEL

FASTENER

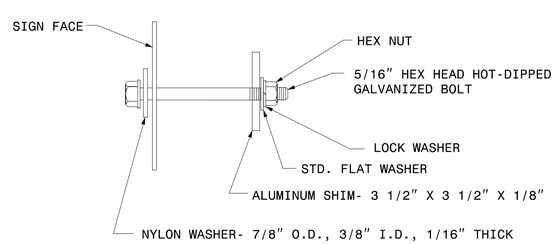

SHEET 1 OF 1

904D40

STATE OF NORTH CAROLINA
DEPT. OF TRANSPORTATION
DIVISION OF HIGHWAYS
RALEIGH, N.C.

1-12

ENGLISH STANDARD DRAWING FOR
MILEPOST AND PLACEMENT

SHEET 1 OF 1

904D40

REVISED SIGNING
ROADWAY STANDARD DRAWING